








| Assembly code | Assembly description | Assembly image |
|----------------|----------------------|---|
| ASM3405B/0.D02 | Cooking chamber |  |
| ASM3417A/0.D04 | External cover |  |
| ASM3434B/0.D00 | Door |  |
| ASM8227A/0.D00 | Electrical system |  |



ASM3405B/0.D02 - Cooking chamber - FRONT










ASM3405B/0.D02 - Cooking chamber - REAR








| COMPONENT | | | SPARE PART | | | | | | | | | | | | | | | | | | | | | | | | | | | | | | |
|-----------|--|---|------------|---|--|------|-------------|-----|-----|----------|--------------------------------|-------|----|----------|--|-------|----|----------|--|-------|----|----------|------------------------------------|-------|----|----------|--------------------------------------|-------|----|----------|---|-------|----|
| Code | Description | Image | Code | Description | Kit components | | | | | | | | | | | | | | | | | | | | | | | | | | | | |
| 0G1655A | VITTORIA SHOP PRO FAN GUARD |  | 0G1655A0 | VITTORIA SHOP PRO FAN GUARD | | | | | | | | | | | | | | | | | | | | | | | | | | | | | |
| 0G1659A | VIT-CAM SP FAN GUARD SPACER |  | 0G1659A0 | VIT-CAM SP FAN GUARD SPACER | | | | | | | | | | | | | | | | | | | | | | | | | | | | | |
| 0H7875A | SHOP.PRO MUFFLE SUPPORT BRACKET |  | 0H7875A1 | SHOP.PRO MUFFLE SUPPORT BRACKET | | | | | | | | | | | | | | | | | | | | | | | | | | | | | |
| TR1105A | SONDA TEMPERATURA PT100 L1000 |  | KTR1105A | PT100 L1000 TEMPERATURE PROBE KIT | <table border="1"> <thead> <tr> <th>Code</th> <th>Description</th> <th>Qty</th> <th>UOM</th> </tr> </thead> <tbody> <tr> <td>0H4302A0</td> <td>PIASTRINA SILICONE SONDE</td> <td>1.000</td> <td>PZ</td> </tr> <tr> <td>GN1120A1</td> <td>GUARNIZIONE SONDA TEMPERATUR A NTC LM</td> <td>1.000</td> <td>PZ</td> </tr> <tr> <td>GN1285A0</td> <td>GUARNIZIONE SONDA DI TEMPERATUR A NTC</td> <td>1.000</td> <td>PZ</td> </tr> <tr> <td>SL1045A0</td> <td>SILICONE ANTRACITE S57 80 ml</td> <td>1.000</td> <td>PZ</td> </tr> <tr> <td>TR1105A4</td> <td>SONDA TEMPERATUR A PT100 L1000</td> <td>1.000</td> <td>PZ</td> </tr> <tr> <td>VI1220A1</td> <td>VITE AUTOFIL. 4.2X11 TCS+ MARUTEX</td> <td>2.000</td> <td>PZ</td> </tr> </tbody> </table> | Code | Description | Qty | UOM | 0H4302A0 | PIASTRINA SILICONE SONDE | 1.000 | PZ | GN1120A1 | GUARNIZIONE SONDA TEMPERATUR A NTC LM | 1.000 | PZ | GN1285A0 | GUARNIZIONE SONDA DI TEMPERATUR A NTC | 1.000 | PZ | SL1045A0 | SILICONE ANTRACITE S57 80 ml | 1.000 | PZ | TR1105A4 | SONDA TEMPERATUR A PT100 L1000 | 1.000 | PZ | VI1220A1 | VITE AUTOFIL. 4.2X11 TCS+ MARUTEX | 2.000 | PZ |
| Code | Description | Qty | UOM | | | | | | | | | | | | | | | | | | | | | | | | | | | | | | |
| 0H4302A0 | PIASTRINA SILICONE SONDE | 1.000 | PZ | | | | | | | | | | | | | | | | | | | | | | | | | | | | | | |
| GN1120A1 | GUARNIZIONE SONDA TEMPERATUR A NTC LM | 1.000 | PZ | | | | | | | | | | | | | | | | | | | | | | | | | | | | | | |
| GN1285A0 | GUARNIZIONE SONDA DI TEMPERATUR A NTC | 1.000 | PZ | | | | | | | | | | | | | | | | | | | | | | | | | | | | | | |
| SL1045A0 | SILICONE ANTRACITE S57 80 ml | 1.000 | PZ | | | | | | | | | | | | | | | | | | | | | | | | | | | | | | |
| TR1105A4 | SONDA TEMPERATUR A PT100 L1000 | 1.000 | PZ | | | | | | | | | | | | | | | | | | | | | | | | | | | | | | |
| VI1220A1 | VITE AUTOFIL. 4.2X11 TCS+ MARUTEX | 2.000 | PZ | | | | | | | | | | | | | | | | | | | | | | | | | | | | | | |

| COMPONENT | | | SPARE PART | | | | | | | | | | | | | | | | | | |
|-----------|---|---|------------|---|---|------|-------------|-----|-----|----------|---|-------|----|----------|---|-------|----|----------|--|-------|----|
| Code | Description | Image | Code | Description | Kit components | | | | | | | | | | | | | | | | |
| TR1105A | SONDA TEMPERATURA PT100 L1000 |  | KTR1105A | PT100 L1000 TEMPERATURE PROBE KIT | <table border="1"> <thead> <tr> <th>Code</th> <th>Description</th> <th>Qty</th> <th>UOM</th> </tr> </thead> <tbody> <tr> <td>VM1464A1</td> <td>COPERCHIO SONDA TEMPERATUR A CT BT CON PA</td> <td>1.000</td> <td>PZ</td> </tr> <tr> <td>VM1465A1</td> <td>COPERCHIO SONDA TEMPERATUR A CT BT</td> <td>1.000</td> <td>PZ</td> </tr> <tr> <td>VM2052A0</td> <td>COPERCHIO SONDA TEMPERATUR A LM</td> <td>1.000</td> <td>PZ</td> </tr> </tbody> </table> | Code | Description | Qty | UOM | VM1464A1 | COPERCHIO SONDA TEMPERATUR A CT BT CON PA | 1.000 | PZ | VM1465A1 | COPERCHIO SONDA TEMPERATUR A CT BT | 1.000 | PZ | VM2052A0 | COPERCHIO SONDA TEMPERATUR A LM | 1.000 | PZ |
| Code | Description | Qty | UOM | | | | | | | | | | | | | | | | | | |
| VM1464A1 | COPERCHIO SONDA TEMPERATUR A CT BT CON PA | 1.000 | PZ | | | | | | | | | | | | | | | | | | |
| VM1465A1 | COPERCHIO SONDA TEMPERATUR A CT BT | 1.000 | PZ | | | | | | | | | | | | | | | | | | |
| VM2052A0 | COPERCHIO SONDA TEMPERATUR A LM | 1.000 | PZ | | | | | | | | | | | | | | | | | | |
| EL1253A | ELETTROVALVOLA 1 VIA RID. ROSA JG D8-D10 |  | KEL1253A | 1 WAY SOLENOID VALVE KIT JG D8 D1 | <table border="1"> <thead> <tr> <th>Code</th> <th>Description</th> <th>Qty</th> <th>UOM</th> </tr> </thead> <tbody> <tr> <td>EL1253A0</td> <td>ELETTROVALV OLA 1 VIA RID. ROSA JG D8-D10</td> <td>1.000</td> <td>PZ</td> </tr> </tbody> </table> | Code | Description | Qty | UOM | EL1253A0 | ELETTROVALV OLA 1 VIA RID. ROSA JG D8-D10 | 1.000 | PZ | | | | | | | | |
| Code | Description | Qty | UOM | | | | | | | | | | | | | | | | | | |
| EL1253A0 | ELETTROVALV OLA 1 VIA RID. ROSA JG D8-D10 | 1.000 | PZ | | | | | | | | | | | | | | | | | | |
| 0H3020A | DISCO TENUTA ALBERO MOTORE |  | K0H3020A | CRANKSHAFT SEAL DISC | <table border="1"> <thead> <tr> <th>Code</th> <th>Description</th> <th>Qty</th> <th>UOM</th> </tr> </thead> <tbody> <tr> <td>0H3020A1</td> <td>DISCO TENUTA ALBERO MOTORE</td> <td>1.000</td> <td>PZ</td> </tr> <tr> <td>GN1546A0</td> <td>GUARNIZIONE ALBERO MOTORE D8</td> <td>1.000</td> <td>PZ</td> </tr> </tbody> </table> | Code | Description | Qty | UOM | 0H3020A1 | DISCO TENUTA ALBERO MOTORE | 1.000 | PZ | GN1546A0 | GUARNIZIONE ALBERO MOTORE D8 | 1.000 | PZ | | | | |
| Code | Description | Qty | UOM | | | | | | | | | | | | | | | | | | |
| 0H3020A1 | DISCO TENUTA ALBERO MOTORE | 1.000 | PZ | | | | | | | | | | | | | | | | | | |
| GN1546A0 | GUARNIZIONE ALBERO MOTORE D8 | 1.000 | PZ | | | | | | | | | | | | | | | | | | |
| 0H7170A | MM MOTOR GLASS WOOL PLATE |  | 0H7170A0 | MM MOTOR GLASS WOOL PLATE | | | | | | | | | | | | | | | | | |
| GN1547A | GUARNIZIONE ALBERO MOTORE D11.8 |  | KG1547A | D11.6 MOTOR SHAFT GASKET 3PCS KIT | <table border="1"> <thead> <tr> <th>Code</th> <th>Description</th> <th>Qty</th> <th>UOM</th> </tr> </thead> <tbody> <tr> <td>GN1547A1</td> <td>GUARNIZIONE ALBERO MOTORE D11.</td> <td>3.000</td> <td>PZ</td> </tr> </tbody> </table> | Code | Description | Qty | UOM | GN1547A1 | GUARNIZIONE ALBERO MOTORE D11. | 3.000 | PZ | | | | | | | | |
| Code | Description | Qty | UOM | | | | | | | | | | | | | | | | | | |
| GN1547A1 | GUARNIZIONE ALBERO MOTORE D11. | 3.000 | PZ | | | | | | | | | | | | | | | | | | |





| COMPONENT | | | SPARE PART | | | | | | | | | | | | | | | | | | | | | | | | | | | | | | | | | | | |
|-----------|---|--|------------|---|--|------|-------------|----------------------------------|-------|----------|--|--|-------|----------|--|--|-------|----------|------------------------------------|---|-------|----------|---|-----------------------|-------|----------|------------------------------------|----------------------------------|-------|----------|---|-----------------------|-------|----|----------|----------------------------------|-------|----|
| Code | Description | Image | Code | Description | Kit components | | | | | | | | | | | | | | | | | | | | | | | | | | | | | | | | | |
| MT1012A | MOTORE SIMMETRICO 330W 230V ALBERO D12 |  | KVN1130A | LUX ≤08.2017/L.MISS/S.5/ 5E MOTOR KIT | <table border="1"> <thead> <tr> <th>Code</th> <th>Description</th> <th>Qty</th> <th>UOM</th> </tr> </thead> <tbody> <tr> <td>0H8118A0</td> <td>DISCO TENUTA ALBERO MOTORE XEVL</td> <td>1.000</td> <td>PZ</td> </tr> <tr> <td>GN1140A3</td> <td>GUARNIZIONE PORTAMOTO RE STAMPAT</td> <td>1.000</td> <td>PZ</td> </tr> <tr> <td>V11034A0</td> <td>RONDELLA PIANA 8.4x16x1 INOX</td> <td>1.000</td> <td>PZ</td> </tr> <tr> <td>V11256A0</td> <td>DADO M8 DIN 980M AUTOBLOCCA NTE INOX</td> <td>1.000</td> <td>PZ</td> </tr> <tr> <td>VM2196A0</td> <td>BOCCOLA FISSAGGIO DADO MOTOR</td> <td>1.000</td> <td>PZ</td> </tr> <tr> <td>VN1130A1</td> <td>MOTORE FORNO 330W 230V 50/60Hz ALBERO M8</td> <td>1.000</td> <td>PZ</td> </tr> </tbody> </table> | Code | Description | Qty | UOM | 0H8118A0 | DISCO TENUTA ALBERO MOTORE XEVL | 1.000 | PZ | GN1140A3 | GUARNIZIONE PORTAMOTO RE STAMPAT | 1.000 | PZ | V11034A0 | RONDELLA PIANA 8.4x16x1 INOX | 1.000 | PZ | V11256A0 | DADO M8 DIN 980M AUTOBLOCCA NTE INOX | 1.000 | PZ | VM2196A0 | BOCCOLA FISSAGGIO DADO MOTOR | 1.000 | PZ | VN1130A1 | MOTORE FORNO 330W 230V 50/60Hz ALBERO M8 | 1.000 | PZ | | | | | |
| | | | Code | Description | Qty | UOM | | | | | | | | | | | | | | | | | | | | | | | | | | | | | | | | |
| 0H8118A0 | DISCO TENUTA ALBERO MOTORE XEVL | 1.000 | PZ | | | | | | | | | | | | | | | | | | | | | | | | | | | | | | | | | | | |
| GN1140A3 | GUARNIZIONE PORTAMOTO RE STAMPAT | 1.000 | PZ | | | | | | | | | | | | | | | | | | | | | | | | | | | | | | | | | | | |
| V11034A0 | RONDELLA PIANA 8.4x16x1 INOX | 1.000 | PZ | | | | | | | | | | | | | | | | | | | | | | | | | | | | | | | | | | | |
| V11256A0 | DADO M8 DIN 980M AUTOBLOCCA NTE INOX | 1.000 | PZ | | | | | | | | | | | | | | | | | | | | | | | | | | | | | | | | | | | |
| VM2196A0 | BOCCOLA FISSAGGIO DADO MOTOR | 1.000 | PZ | | | | | | | | | | | | | | | | | | | | | | | | | | | | | | | | | | | |
| VN1130A1 | MOTORE FORNO 330W 230V 50/60Hz ALBERO M8 | 1.000 | PZ | | | | | | | | | | | | | | | | | | | | | | | | | | | | | | | | | | | |
| KMT1012A | LUX >08.2017 / MIND.MAPS 330W MOTOR KIT | <table border="1"> <thead> <tr> <th>Code</th> <th>Description</th> <th>Qty</th> <th>UOM</th> </tr> </thead> <tbody> <tr> <td>0H2842A0</td> <td>MASCHERA CENTRAGGIO MT1012</td> <td>1.000</td> <td>PZ</td> </tr> <tr> <td>0H8118A0</td> <td>DISCO TENUTA ALBERO MOTORE XEVL</td> <td>1.000</td> <td>PZ</td> </tr> <tr> <td>GN1140A3</td> <td>GUARNIZIONE PORTAMOTO RE STAMPAT</td> <td>1.000</td> <td>PZ</td> </tr> <tr> <td>MT1012A0</td> <td>MOTORE SIMMETRICO 330W 230V ALBERO D12</td> <td>1.000</td> <td>PZ</td> </tr> <tr> <td>V11077A1</td> <td>VITE M6x12 TE INOX</td> <td>1.000</td> <td>PZ</td> </tr> <tr> <td>V11521A0</td> <td>RONDELLA PIANA 6x12x1 INOX</td> <td>1.000</td> <td>PZ</td> </tr> <tr> <td>V11966A1</td> <td>VITE M4X14 TSP+ ZN</td> <td>1.000</td> <td>PZ</td> </tr> <tr> <td>VM2880A0</td> <td>ASM MGT MISURA NUMERO GIRI</td> <td>1.000</td> <td>PZ</td> </tr> </tbody> </table> | Code | Description | Qty | UOM | 0H2842A0 | MASCHERA CENTRAGGIO MT1012 | 1.000 | PZ | 0H8118A0 | DISCO TENUTA ALBERO MOTORE XEVL | 1.000 | PZ | GN1140A3 | GUARNIZIONE PORTAMOTO RE STAMPAT | 1.000 | PZ | MT1012A0 | MOTORE SIMMETRICO 330W 230V ALBERO D12 | 1.000 | PZ | V11077A1 | VITE M6x12 TE INOX | 1.000 | PZ | V11521A0 | RONDELLA PIANA 6x12x1 INOX | 1.000 | PZ | V11966A1 | VITE M4X14 TSP+ ZN | 1.000 | PZ | VM2880A0 | ASM MGT MISURA NUMERO GIRI | 1.000 | PZ |
| Code | Description | Qty | UOM | | | | | | | | | | | | | | | | | | | | | | | | | | | | | | | | | | | |
| 0H2842A0 | MASCHERA CENTRAGGIO MT1012 | 1.000 | PZ | | | | | | | | | | | | | | | | | | | | | | | | | | | | | | | | | | | |
| 0H8118A0 | DISCO TENUTA ALBERO MOTORE XEVL | 1.000 | PZ | | | | | | | | | | | | | | | | | | | | | | | | | | | | | | | | | | | |
| GN1140A3 | GUARNIZIONE PORTAMOTO RE STAMPAT | 1.000 | PZ | | | | | | | | | | | | | | | | | | | | | | | | | | | | | | | | | | | |
| MT1012A0 | MOTORE SIMMETRICO 330W 230V ALBERO D12 | 1.000 | PZ | | | | | | | | | | | | | | | | | | | | | | | | | | | | | | | | | | | |
| V11077A1 | VITE M6x12 TE INOX | 1.000 | PZ | | | | | | | | | | | | | | | | | | | | | | | | | | | | | | | | | | | |
| V11521A0 | RONDELLA PIANA 6x12x1 INOX | 1.000 | PZ | | | | | | | | | | | | | | | | | | | | | | | | | | | | | | | | | | | |
| V11966A1 | VITE M4X14 TSP+ ZN | 1.000 | PZ | | | | | | | | | | | | | | | | | | | | | | | | | | | | | | | | | | | |
| VM2880A0 | ASM MGT MISURA NUMERO GIRI | 1.000 | PZ | | | | | | | | | | | | | | | | | | | | | | | | | | | | | | | | | | | |

| COMPONENT | | | SPARE PART | | | | | | | | | | | | | | | | | | | | | | | | | | |
|-----------|--|--|------------|---|--|-------------|-------------|---|-------|-----------|--|------------------------------------|-------|-----------|---|---------------------------------------|-------|----------|--|-------|----|----------|---|-------|----|----------|----------------------------------|-------|----|
| Code | Description | Image | Code | Description | Kit components | | | | | | | | | | | | | | | | | | | | | | | | |
| VN1181A | VENTOLA D196 H81 39 PALE VITE M6 |  | KVN1181A | D196 H81 39 BLADES FAN+SCREW M6 KIT | <table border="1"> <thead> <tr> <th>Code</th> <th>Description</th> <th>Qty</th> <th>UOM</th> </tr> </thead> <tbody> <tr> <td>VH1077A1</td> <td>VITE M6x12 TE INOX</td> <td>1.000</td> <td>PZ</td> </tr> <tr> <td>VH1521A0</td> <td>RONDELLA PIANA 6x12x1 INOX</td> <td>1.000</td> <td>PZ</td> </tr> <tr> <td>VN1181A0</td> <td>VENTOLA D196 H81 39 PALE VITE M6</td> <td>1.000</td> <td>PZ</td> </tr> </tbody> </table> | Code | Description | Qty | UOM | VH1077A1 | VITE M6x12 TE INOX | 1.000 | PZ | VH1521A0 | RONDELLA PIANA 6x12x1 INOX | 1.000 | PZ | VN1181A0 | VENTOLA D196 H81 39 PALE VITE M6 | 1.000 | PZ | | | | | | | | |
| | | | Code | Description | Qty | UOM | | | | | | | | | | | | | | | | | | | | | | | |
| VH1077A1 | VITE M6x12 TE INOX | 1.000 | PZ | | | | | | | | | | | | | | | | | | | | | | | | | | |
| VH1521A0 | RONDELLA PIANA 6x12x1 INOX | 1.000 | PZ | | | | | | | | | | | | | | | | | | | | | | | | | | |
| VN1181A0 | VENTOLA D196 H81 39 PALE VITE M6 | 1.000 | PZ | | | | | | | | | | | | | | | | | | | | | | | | | | |
| KVN1030A | LUX ≤08.2017S.5/S.5E D196 FAN KIT | <table border="1"> <thead> <tr> <th>Code</th> <th>Description</th> <th>Qty</th> <th>UOM</th> </tr> </thead> <tbody> <tr> <td>VH1256A0</td> <td>DADO M8 DIN 980M AUTOBLOCCA NTE INOX</td> <td>1.000</td> <td>PZ</td> </tr> <tr> <td>VM2196A0</td> <td>BOCCOLA FISSAGGIO DADO MOTOR</td> <td>1.000</td> <td>PZ</td> </tr> <tr> <td>VN1030A5</td> <td>VENTOLA D196 H81 39 PALE DADO M</td> <td>1.000</td> <td>PZ</td> </tr> </tbody> </table> | Code | Description | Qty | UOM | VH1256A0 | DADO M8 DIN 980M AUTOBLOCCA NTE INOX | 1.000 | PZ | VM2196A0 | BOCCOLA FISSAGGIO DADO MOTOR | 1.000 | PZ | VN1030A5 | VENTOLA D196 H81 39 PALE DADO M | 1.000 | PZ | | | | | | | | | | | |
| Code | Description | Qty | UOM | | | | | | | | | | | | | | | | | | | | | | | | | | |
| VH1256A0 | DADO M8 DIN 980M AUTOBLOCCA NTE INOX | 1.000 | PZ | | | | | | | | | | | | | | | | | | | | | | | | | | |
| VM2196A0 | BOCCOLA FISSAGGIO DADO MOTOR | 1.000 | PZ | | | | | | | | | | | | | | | | | | | | | | | | | | |
| VN1030A5 | VENTOLA D196 H81 39 PALE DADO M | 1.000 | PZ | | | | | | | | | | | | | | | | | | | | | | | | | | |
| RS1286A | RES. CIRC. 4900W 230V+400W 190V 6SP H100 |  | KRS1286A | 6TURN HEAT ELEM 4900W 230V+400W 190V KIT | <table border="1"> <thead> <tr> <th>Code</th> <th>Description</th> <th>Qty</th> <th>UOM</th> </tr> </thead> <tbody> <tr> <td>GN1086A0</td> <td>GUARNIZIONE RESISTENZA 141x22 G8.5</td> <td>1.000</td> <td>PZ</td> </tr> <tr> <td>RS1286A0</td> <td>RES. CIRC. 4900W 230V+400W 190V 6SP H100</td> <td>1.000</td> <td>PZ</td> </tr> <tr> <td>SL1045A0</td> <td>SILICONE ANTRACITE S57 80 ml</td> <td>1.000</td> <td>PZ</td> </tr> <tr> <td>VH1220A1</td> <td>VITE AUTOFIL. 4.2X11 TCS+ MARUTEX</td> <td>2.000</td> <td>PZ</td> </tr> <tr> <td>VM1794A0</td> <td>FASCETTA 430X4.8 PA66 NERA</td> <td>2.000</td> <td>PZ</td> </tr> </tbody> </table> | Code | Description | Qty | UOM | GN1086A0 | GUARNIZIONE RESISTENZA 141x22 G8.5 | 1.000 | PZ | RS1286A0 | RES. CIRC. 4900W 230V+400W 190V 6SP H100 | 1.000 | PZ | SL1045A0 | SILICONE ANTRACITE S57 80 ml | 1.000 | PZ | VH1220A1 | VITE AUTOFIL. 4.2X11 TCS+ MARUTEX | 2.000 | PZ | VM1794A0 | FASCETTA 430X4.8 PA66 NERA | 2.000 | PZ |
| | | | Code | Description | Qty | UOM | | | | | | | | | | | | | | | | | | | | | | | |
| | | | GN1086A0 | GUARNIZIONE RESISTENZA 141x22 G8.5 | 1.000 | PZ | | | | | | | | | | | | | | | | | | | | | | | |
| | | | RS1286A0 | RES. CIRC. 4900W 230V+400W 190V 6SP H100 | 1.000 | PZ | | | | | | | | | | | | | | | | | | | | | | | |
| | | | SL1045A0 | SILICONE ANTRACITE S57 80 ml | 1.000 | PZ | | | | | | | | | | | | | | | | | | | | | | | |
| VH1220A1 | VITE AUTOFIL. 4.2X11 TCS+ MARUTEX | 2.000 | PZ | | | | | | | | | | | | | | | | | | | | | | | | | | |
| VM1794A0 | FASCETTA 430X4.8 PA66 NERA | 2.000 | PZ | | | | | | | | | | | | | | | | | | | | | | | | | | |
| GRL1501A | SUPPORTO LAT. SX 6 600x400 P 75 SP |  | KGRL1501A | LATER SUPPORTS 6 600X400 BL SHOP.PRO KIT | <table border="1"> <thead> <tr> <th>Code</th> <th>Description</th> <th>Qty</th> <th>UOM</th> </tr> </thead> <tbody> <tr> <td>GRL1501A0</td> <td>SUPPORTO LAT. SX 6 600x400 P 75 S</td> <td>1.000</td> <td>PZ</td> </tr> <tr> <td>GRL1502A0</td> <td>SUPPORTO LAT. DX 6 600x400 P 75 S</td> <td>1.000</td> <td>PZ</td> </tr> </tbody> </table> | Code | Description | Qty | UOM | GRL1501A0 | SUPPORTO LAT. SX 6 600x400 P 75 S | 1.000 | PZ | GRL1502A0 | SUPPORTO LAT. DX 6 600x400 P 75 S | 1.000 | PZ | | | | | | | | | | | | |
| | | | | | Code | Description | Qty | UOM | | | | | | | | | | | | | | | | | | | | | |
| GRL1501A0 | SUPPORTO LAT. SX 6 600x400 P 75 S | 1.000 | PZ | | | | | | | | | | | | | | | | | | | | | | | | | | |
| GRL1502A0 | SUPPORTO LAT. DX 6 600x400 P 75 S | 1.000 | PZ | | | | | | | | | | | | | | | | | | | | | | | | | | |
| | | | | | | | | | | | | | | | | | | | | | | | | | | | | | |



| COMPONENT | | | SPARE PART | | | | | | | | | | | | | | |
|-----------|--|--------|------------|--|---|------|-------------|-----|-----|-----------|--|--------|----|-----------|---|-------|----|
| Code | Description | Image | Code | Description | Kit components | | | | | | | | | | | | |
| GRL1502A | SUPPORTO LAT. DX 6 600x400 P 75 SP | | KGRL1501A | LATER SUPPORTS 6 600X400 BL SHOP.PRO KIT | <table border="1"> <thead> <tr> <th>Code</th> <th>Description</th> <th>Qty</th> <th>UOM</th> </tr> </thead> <tbody> <tr> <td>GRL1501A0</td> <td>SUPPORTO LAT. SX 6 600x400 P 75 S</td> <td>1.000</td> <td>PZ</td> </tr> <tr> <td>GRL1502A0</td> <td>SUPPORTO LAT. DX 6 600x400 P 75 S</td> <td>1.000</td> <td>PZ</td> </tr> </tbody> </table> | Code | Description | Qty | UOM | GRL1501A0 | SUPPORTO LAT. SX 6 600x400 P 75 S | 1.000 | PZ | GRL1502A0 | SUPPORTO LAT. DX 6 600x400 P 75 S | 1.000 | PZ |
| Code | Description | Qty | UOM | | | | | | | | | | | | | | |
| GRL1501A0 | SUPPORTO LAT. SX 6 600x400 P 75 S | 1.000 | PZ | | | | | | | | | | | | | | |
| GRL1502A0 | SUPPORTO LAT. DX 6 600x400 P 75 S | 1.000 | PZ | | | | | | | | | | | | | | |
| VM1820A | NOTTOLINO M6 CROMATO FISS. SUPPORTI | | KVM1820A | THUMB SCREW 10PCS KIT | <table border="1"> <thead> <tr> <th>Code</th> <th>Description</th> <th>Qty</th> <th>UOM</th> </tr> </thead> <tbody> <tr> <td>VM1820A0</td> <td>NOTTOLINO M6 CROMATO FISS. SUPPORTI</td> <td>10.000</td> <td>PZ</td> </tr> </tbody> </table> | Code | Description | Qty | UOM | VM1820A0 | NOTTOLINO M6 CROMATO FISS. SUPPORTI | 10.000 | PZ | | | | |
| Code | Description | Qty | UOM | | | | | | | | | | | | | | |
| VM1820A0 | NOTTOLINO M6 CROMATO FISS. SUPPORTI | 10.000 | PZ | | | | | | | | | | | | | | |
| VM2331A | PERNO M6 FERMA CARTER-SUPPORT O TEGLIE | | KVM2331A | FAN GUARD-TRAYS HOLDER PIN 4 PCS KIT | <table border="1"> <thead> <tr> <th>Code</th> <th>Description</th> <th>Qty</th> <th>UOM</th> </tr> </thead> <tbody> <tr> <td>VM2331A0</td> <td>PERNO M6 FERMA CARTER-SUPP ORTO TEGLIE</td> <td>4.000</td> <td>PZ</td> </tr> </tbody> </table> | Code | Description | Qty | UOM | VM2331A0 | PERNO M6 FERMA CARTER-SUPP ORTO TEGLIE | 4.000 | PZ | | | | |
| Code | Description | Qty | UOM | | | | | | | | | | | | | | |
| VM2331A0 | PERNO M6 FERMA CARTER-SUPP ORTO TEGLIE | 4.000 | PZ | | | | | | | | | | | | | | |
| GN1598A | GN1110A - SHOP.PRO VITTORIA DOOR GASKET | | KG1598A | BL SHOP.PRO VITTORIA DOOR GASKET KIT | <table border="1"> <thead> <tr> <th>Code</th> <th>Description</th> <th>Qty</th> <th>UOM</th> </tr> </thead> <tbody> <tr> <td>GN1598A1</td> <td>GN1110A-GUA RNIZIONE VITTORIA SP 2410MM</td> <td>1.000</td> <td>PZ</td> </tr> <tr> <td>VM2277A0</td> <td>SPINA KIT GUARNIZIONE PORTA</td> <td>1.000</td> <td>PZ</td> </tr> </tbody> </table> | Code | Description | Qty | UOM | GN1598A1 | GN1110A-GUA RNIZIONE VITTORIA SP 2410MM | 1.000 | PZ | VM2277A0 | SPINA KIT GUARNIZIONE PORTA | 1.000 | PZ |
| Code | Description | Qty | UOM | | | | | | | | | | | | | | |
| GN1598A1 | GN1110A-GUA RNIZIONE VITTORIA SP 2410MM | 1.000 | PZ | | | | | | | | | | | | | | |
| VM2277A0 | SPINA KIT GUARNIZIONE PORTA | 1.000 | PZ | | | | | | | | | | | | | | |
| RC1170A | DADO M14 H7 CH22 INOX DIN 439 | | KRC1170A | M14 H8 CH22 NUT - 10 PCS. KIT | <table border="1"> <thead> <tr> <th>Code</th> <th>Description</th> <th>Qty</th> <th>UOM</th> </tr> </thead> <tbody> <tr> <td>RC1170A1</td> <td>DADO M14 H7 CH22 INOX DIN 439</td> <td>10.000</td> <td>PZ</td> </tr> </tbody> </table> | Code | Description | Qty | UOM | RC1170A1 | DADO M14 H7 CH22 INOX DIN 439 | 10.000 | PZ | | | | |
| Code | Description | Qty | UOM | | | | | | | | | | | | | | |
| RC1170A1 | DADO M14 H7 CH22 INOX DIN 439 | 10.000 | PZ | | | | | | | | | | | | | | |



| COMPONENT | | | SPARE PART | | | | | | | | | | |
|-----------|--|---|------------|--|---|------|-------------|-----|-----|----------|--|-------|----|
| Code | Description | Image | Code | Description | Kit components | | | | | | | | |
| TB1574A | FUME CHIMNEY D30 SHOP PRO |  | TB1574A0 | FUME CHIMNEY D30 SHOP PRO | | | | | | | | | |
| TB1582A | VITTORIA SHOP PRO INTERNAL HUMIDITY PIPE |  | TB1582A0 | VITTORIA SHOP PRO INTERNAL HUMIDITY PIPE | | | | | | | | | |
| TB1638A | ELE-VIT-CAM SP WELDED EXT HUMIDITY PIPE |  | TB1638A0 | ELE-VIT-CAM SP WELDED EXT HUMIDITY PIPE | | | | | | | | | |
| VM2331A | PERNO M6 FERMA CARTER-SUPPORT O TEGLIE |  | KVM2331A | FAN GUARD-TRAYS HOLDER PIN 4 PCS KIT | <table border="1"> <thead> <tr> <th>Code</th> <th>Description</th> <th>Qty</th> <th>UOM</th> </tr> </thead> <tbody> <tr> <td>VM2331A0</td> <td>PERNO M6 FERMA CARTER-SUPP ORTO TEGLIE</td> <td>4.000</td> <td>PZ</td> </tr> </tbody> </table> | Code | Description | Qty | UOM | VM2331A0 | PERNO M6 FERMA CARTER-SUPP ORTO TEGLIE | 4.000 | PZ |
| Code | Description | Qty | UOM | | | | | | | | | | |
| VM2331A0 | PERNO M6 FERMA CARTER-SUPP ORTO TEGLIE | 4.000 | PZ | | | | | | | | | | |




ASM3417A/0.D04 - External cover - FRONT















ASM3417A/0.D04 - External cover - REAR





| COMPONENT | | | SPARE PART | | |
|-----------|---|---|------------|---|----------------|
| Code | Description | Image | Code | Description | Kit components |
| 0D2412A | SP800 INF FRONT PROFILE RIGHT-LEFT DOOR |  | 0D2412A1 | SP800 INF FRONT PROFILE RIGHT-LEFT DOOR | |
| 0D2414A | SP800 COVER |  | 0D2414A1 | SP800 COVER | |
| 0D2461A | VITTORIA SP PUSH TO CLOSE LEFT SID |  | 0D2461A0 | VITTORIA SP PUSH TO CLOSE LEFT SID | |
| 0D2462A | VITTORIA SP PUSH TO CLOSE RIGHT SIDE |  | 0D2462A0 | VITTORIA SP PUSH TO CLOSE RIGHT SIDE | |
| 0E1382A | SHOP.Pro800 EXTERNAL BOTTOM PANEL |  | 0E1382A2 | SHOP.Pro800 EXTERNAL BOTTOM PANEL | |



| COMPONENT | | | SPARE PART | | | | | | | | | | | | | | |
|-----------|--|---|------------|--|---|------|-------------|-----|-----|----------|---|-------|----|----------|--|-------|----|
| Code | Description | Image | Code | Description | Kit components | | | | | | | | | | | | |
| 0F1545C | BACK PANEL VITTORIA SP |  | 0F1545C1 | BACK PANEL VITTORIA SP | | | | | | | | | | | | | |
| VM1750A | MORSETTO A PETTINE |  | KVM1750A | COMB TERMINAL BLOCK KIT | <table border="1"> <thead> <tr> <th>Code</th> <th>Description</th> <th>Qty</th> <th>UOM</th> </tr> </thead> <tbody> <tr> <td>V11040A0</td> <td>ROSETTA DENTELLATA INTERNA ø6 Z</td> <td>2.000</td> <td>PZ</td> </tr> <tr> <td>VM1750A0</td> <td>MORSETTO A PETTINE</td> <td>1.000</td> <td>PZ</td> </tr> </tbody> </table> | Code | Description | Qty | UOM | V11040A0 | ROSETTA DENTELLATA INTERNA ø6 Z | 2.000 | PZ | VM1750A0 | MORSETTO A PETTINE | 1.000 | PZ |
| Code | Description | Qty | UOM | | | | | | | | | | | | | | |
| V11040A0 | ROSETTA DENTELLATA INTERNA ø6 Z | 2.000 | PZ | | | | | | | | | | | | | | |
| VM1750A0 | MORSETTO A PETTINE | 1.000 | PZ | | | | | | | | | | | | | | |
| VM2290A | COVER CIECA ELETTROSERRATU RA |  | KVM2290A | BLSP BLIND LOCKING COVER KI | <table border="1"> <thead> <tr> <th>Code</th> <th>Description</th> <th>Qty</th> <th>UOM</th> </tr> </thead> <tbody> <tr> <td>V11024A0</td> <td>VITE M4X12 TCB+ INOX</td> <td>2.000</td> <td>PZ</td> </tr> <tr> <td>VM2290A0</td> <td>COVER CIECA ELETTROSER RATURA</td> <td>1.000</td> <td>PZ</td> </tr> </tbody> </table> | Code | Description | Qty | UOM | V11024A0 | VITE M4X12 TCB+ INOX | 2.000 | PZ | VM2290A0 | COVER CIECA ELETTROSER RATURA | 1.000 | PZ |
| Code | Description | Qty | UOM | | | | | | | | | | | | | | |
| V11024A0 | VITE M4X12 TCB+ INOX | 2.000 | PZ | | | | | | | | | | | | | | |
| VM2290A0 | COVER CIECA ELETTROSER RATURA | 1.000 | PZ | | | | | | | | | | | | | | |
| VM2502A | ANELLO CAMINO SP |  | KVM2502A | BAKERLUX SHOP.PRO CHIMNEY RING KIT | <table border="1"> <thead> <tr> <th>Code</th> <th>Description</th> <th>Qty</th> <th>UOM</th> </tr> </thead> <tbody> <tr> <td>VM2502A0</td> <td>ANELLO CAMINO SP</td> <td>1.000</td> <td>PZ</td> </tr> </tbody> </table> | Code | Description | Qty | UOM | VM2502A0 | ANELLO CAMINO SP | 1.000 | PZ | | | | |
| Code | Description | Qty | UOM | | | | | | | | | | | | | | |
| VM2502A0 | ANELLO CAMINO SP | 1.000 | PZ | | | | | | | | | | | | | | |
| VM2495A | SUPPORTO VENTOLA RAFFREDDAMENTO SP |  | KVM2495A | COOLING FAN SUPPORT KIT | <table border="1"> <thead> <tr> <th>Code</th> <th>Description</th> <th>Qty</th> <th>UOM</th> </tr> </thead> <tbody> <tr> <td>V11220A1</td> <td>VITE AUTOFIL. 4.2X11 TCS+ MARUTEX</td> <td>2.000</td> <td>PZ</td> </tr> <tr> <td>VM2495A0</td> <td>SUPPORTO VENTOLA RAFFREDDAM ENTO SP</td> <td>1.000</td> <td>PZ</td> </tr> </tbody> </table> | Code | Description | Qty | UOM | V11220A1 | VITE AUTOFIL. 4.2X11 TCS+ MARUTEX | 2.000 | PZ | VM2495A0 | SUPPORTO VENTOLA RAFFREDDAM ENTO SP | 1.000 | PZ |
| Code | Description | Qty | UOM | | | | | | | | | | | | | | |
| V11220A1 | VITE AUTOFIL. 4.2X11 TCS+ MARUTEX | 2.000 | PZ | | | | | | | | | | | | | | |
| VM2495A0 | SUPPORTO VENTOLA RAFFREDDAM ENTO SP | 1.000 | PZ | | | | | | | | | | | | | | |



| COMPONENT | | | SPARE PART | | | | | | | | | | |
|-----------|--|---|------------|--|---|------|-------------|-----|-----|----------|--|-------|----|
| Code | Description | Image | Code | Description | Kit components | | | | | | | | |
| VN1175A | VENTOLA RAFFR. 120x120 230V 50/60Hz 80°C |  | KVN1175A | 120x120 230V 50/60Hz COOLING FAN KIT | <table border="1"> <thead> <tr> <th>Code</th> <th>Description</th> <th>Qty</th> <th>UOM</th> </tr> </thead> <tbody> <tr> <td>VN1175A0</td> <td>VENTOLA RAFFR. 120x120 230V 50/60Hz 80°C</td> <td>1.000</td> <td>PZ</td> </tr> </tbody> </table> | Code | Description | Qty | UOM | VN1175A0 | VENTOLA RAFFR. 120x120 230V 50/60Hz 80°C | 1.000 | PZ |
| Code | Description | Qty | UOM | | | | | | | | | | |
| VN1175A0 | VENTOLA RAFFR. 120x120 230V 50/60Hz 80°C | 1.000 | PZ | | | | | | | | | | |
| VM2481A | TAPPO FACCIATA COPERTURA ESTERNA SX SP |  | KVM2481A | BL SP LEFT EXT COVER FRONT PANEL CAP KIT | <table border="1"> <thead> <tr> <th>Code</th> <th>Description</th> <th>Qty</th> <th>UOM</th> </tr> </thead> <tbody> <tr> <td>VM2481A0</td> <td>TAPPO FACCIATA COPERTURA ESTERNA SX SP</td> <td>1.000</td> <td>PZ</td> </tr> </tbody> </table> | Code | Description | Qty | UOM | VM2481A0 | TAPPO FACCIATA COPERTURA ESTERNA SX SP | 1.000 | PZ |
| Code | Description | Qty | UOM | | | | | | | | | | |
| VM2481A0 | TAPPO FACCIATA COPERTURA ESTERNA SX SP | 1.000 | PZ | | | | | | | | | | |
| VM2480A | TAPPO FACCIATA COPERTURA ESTERNA DX SP |  | KVM2480A | BL SP RIGHT EXT COVER FRONT PANEL CAP | <table border="1"> <thead> <tr> <th>Code</th> <th>Description</th> <th>Qty</th> <th>UOM</th> </tr> </thead> <tbody> <tr> <td>VM2480A0</td> <td>TAPPO FACCIATA COPERTURA ESTERNA DX SP</td> <td>1.000</td> <td>PZ</td> </tr> </tbody> </table> | Code | Description | Qty | UOM | VM2480A0 | TAPPO FACCIATA COPERTURA ESTERNA DX SP | 1.000 | PZ |
| Code | Description | Qty | UOM | | | | | | | | | | |
| VM2480A0 | TAPPO FACCIATA COPERTURA ESTERNA DX SP | 1.000 | PZ | | | | | | | | | | |
| OH7850A | SHOP PRO DOOR COUNTERBRACKET |  | OH7850A0 | SHOP PRO DOOR COUNTERBRACKET | | | | | | | | | |
| VI0515A | RONDELLA PIANA D.5 INOX |  | VI0515A0 | RONDELLA PIANA D.5 INOX | | | | | | | | | |



| COMPONENT | | | SPARE PART | | | | | | | | | | | | | | | | | | | | | | |
|-----------|--|-------|------------|--|---|------|-------------|-----|-----|----------|--|-------|----|----------|-------------------------|-------|----|----------|---|-------|----|----------|--|-------|----|
| Code | Description | Image | Code | Description | Kit components | | | | | | | | | | | | | | | | | | | | |
| VI1995A | VITE M5x25 TCEI INOX | | VI1995A0 | VITE M5x25 TCEI INOX | | | | | | | | | | | | | | | | | | | | | |
| VM1240A | TAPPO NYLON SUPPORTO CONTROSTAFFA | | KVM1240A | 4 PCS COUNTER BRACKET SUPPORT CAP KIT | <table border="1"> <thead> <tr> <th>Code</th> <th>Description</th> <th>Qty</th> <th>UOM</th> </tr> </thead> <tbody> <tr> <td>VM1240A0</td> <td>TAPPO NYLON SUPPORTO CONTROSTAF FA</td> <td>4.000</td> <td>PZ</td> </tr> </tbody> </table> | Code | Description | Qty | UOM | VM1240A0 | TAPPO NYLON SUPPORTO CONTROSTAF FA | 4.000 | PZ | | | | | | | | | | | | |
| Code | Description | Qty | UOM | | | | | | | | | | | | | | | | | | | | | | |
| VM1240A0 | TAPPO NYLON SUPPORTO CONTROSTAF FA | 4.000 | PZ | | | | | | | | | | | | | | | | | | | | | | |
| VM2459A | STAFFA SUPERIORE PORTA BANDIERA S | | KVM2459A | BL SP LATERAL DOOR UPPER BRACKET KIT | <table border="1"> <thead> <tr> <th>Code</th> <th>Description</th> <th>Qty</th> <th>UOM</th> </tr> </thead> <tbody> <tr> <td>VI0515A0</td> <td>RONDELLA PIANA D.5 INO</td> <td>4.000</td> <td>PZ</td> </tr> <tr> <td>VI1995A0</td> <td>VITE M5x25 TCEI INOX</td> <td>4.000</td> <td>PZ</td> </tr> <tr> <td>VM2459A1</td> <td>STAFFA SUPERIORE PORTA BANDIERA SP</td> <td>1.000</td> <td>PZ</td> </tr> <tr> <td>VM2460A0</td> <td>COVER STAFFA SUPERIORE PORTA BANDIERA SP</td> <td>1.000</td> <td>PZ</td> </tr> </tbody> </table> | Code | Description | Qty | UOM | VI0515A0 | RONDELLA PIANA D.5 INO | 4.000 | PZ | VI1995A0 | VITE M5x25 TCEI INOX | 4.000 | PZ | VM2459A1 | STAFFA SUPERIORE PORTA BANDIERA SP | 1.000 | PZ | VM2460A0 | COVER STAFFA SUPERIORE PORTA BANDIERA SP | 1.000 | PZ |
| Code | Description | Qty | UOM | | | | | | | | | | | | | | | | | | | | | | |
| VI0515A0 | RONDELLA PIANA D.5 INO | 4.000 | PZ | | | | | | | | | | | | | | | | | | | | | | |
| VI1995A0 | VITE M5x25 TCEI INOX | 4.000 | PZ | | | | | | | | | | | | | | | | | | | | | | |
| VM2459A1 | STAFFA SUPERIORE PORTA BANDIERA SP | 1.000 | PZ | | | | | | | | | | | | | | | | | | | | | | |
| VM2460A0 | COVER STAFFA SUPERIORE PORTA BANDIERA SP | 1.000 | PZ | | | | | | | | | | | | | | | | | | | | | | |
| VM2460A | COVER STAFFA SUPERIORE PORTA BANDIERA SP | | KVM2460A | BL SP LAT DOOR UPP BRACKET COVER 2PC KIT | <table border="1"> <thead> <tr> <th>Code</th> <th>Description</th> <th>Qty</th> <th>UOM</th> </tr> </thead> <tbody> <tr> <td>VM2460A0</td> <td>COVER STAFFA SUPERIORE PORTA BANDIERA SP</td> <td>1.000</td> <td>PZ</td> </tr> </tbody> </table> | Code | Description | Qty | UOM | VM2460A0 | COVER STAFFA SUPERIORE PORTA BANDIERA SP | 1.000 | PZ | | | | | | | | | | | | |
| Code | Description | Qty | UOM | | | | | | | | | | | | | | | | | | | | | | |
| VM2460A0 | COVER STAFFA SUPERIORE PORTA BANDIERA SP | 1.000 | PZ | | | | | | | | | | | | | | | | | | | | | | |
| 0H7850A | SHOP PRO DOOR COUNTERBRACKET | | 0H7850A0 | SHOP PRO DOOR COUNTERBRACKET | | | | | | | | | | | | | | | | | | | | | |



| COMPONENT | | | SPARE PART | | | | | | | | | | | | | | | | | | | | | | |
|-----------|--|---|------------|--|---|------|-------------|-----|-----|----------|--|-------|----|----------|-------------------------|-------|----|----------|---|-------|----|----------|--|-------|----|
| Code | Description | Image | Code | Description | Kit components | | | | | | | | | | | | | | | | | | | | |
| VI0515A | RONDELLA PIANA D.5 INOX |  | VI0515A0 | RONDELLA PIANA D.5 INOX | | | | | | | | | | | | | | | | | | | | | |
| VM1240A | TAPPO NYLON SUPPORTO CONTROSTAFFA |  | KVM1240A | 4 PCS COUNTER BRACKET SUPPORT CAP KIT | <table border="1"> <thead> <tr> <th>Code</th> <th>Description</th> <th>Qty</th> <th>UOM</th> </tr> </thead> <tbody> <tr> <td>VM1240A0</td> <td>TAPPO NYLON SUPPORTO CONTROSTAF FA</td> <td>4.000</td> <td>PZ</td> </tr> </tbody> </table> | Code | Description | Qty | UOM | VM1240A0 | TAPPO NYLON SUPPORTO CONTROSTAF FA | 4.000 | PZ | | | | | | | | | | | | |
| Code | Description | Qty | UOM | | | | | | | | | | | | | | | | | | | | | | |
| VM1240A0 | TAPPO NYLON SUPPORTO CONTROSTAF FA | 4.000 | PZ | | | | | | | | | | | | | | | | | | | | | | |
| VM2457A | STAFFA INFERIORE PORTA BANDIERA S |  | KVM2457A | BL SP LATERAL DOOR LOWER BRACKET KIT | <table border="1"> <thead> <tr> <th>Code</th> <th>Description</th> <th>Qty</th> <th>UOM</th> </tr> </thead> <tbody> <tr> <td>VI0515A0</td> <td>RONDELLA PIANA D.5 INO</td> <td>2.000</td> <td>PZ</td> </tr> <tr> <td>VI1995A0</td> <td>VITE M5x25 TCEI INOX</td> <td>2.000</td> <td>PZ</td> </tr> <tr> <td>VM2457A0</td> <td>STAFFA INFERIORE PORTA BANDIERA SP</td> <td>1.000</td> <td>PZ</td> </tr> <tr> <td>VM2458A0</td> <td>COVER STAFFA INFERIORE PORTA BANDIERA SP</td> <td>1.000</td> <td>PZ</td> </tr> </tbody> </table> | Code | Description | Qty | UOM | VI0515A0 | RONDELLA PIANA D.5 INO | 2.000 | PZ | VI1995A0 | VITE M5x25 TCEI INOX | 2.000 | PZ | VM2457A0 | STAFFA INFERIORE PORTA BANDIERA SP | 1.000 | PZ | VM2458A0 | COVER STAFFA INFERIORE PORTA BANDIERA SP | 1.000 | PZ |
| Code | Description | Qty | UOM | | | | | | | | | | | | | | | | | | | | | | |
| VI0515A0 | RONDELLA PIANA D.5 INO | 2.000 | PZ | | | | | | | | | | | | | | | | | | | | | | |
| VI1995A0 | VITE M5x25 TCEI INOX | 2.000 | PZ | | | | | | | | | | | | | | | | | | | | | | |
| VM2457A0 | STAFFA INFERIORE PORTA BANDIERA SP | 1.000 | PZ | | | | | | | | | | | | | | | | | | | | | | |
| VM2458A0 | COVER STAFFA INFERIORE PORTA BANDIERA SP | 1.000 | PZ | | | | | | | | | | | | | | | | | | | | | | |
| VM2458A | COVER STAFFA INFERIORE PORTA BANDIERA SP |  | KVM2458A | BL SP LAT DOOR LOW BRACKET COVER 2PC KIT | <table border="1"> <thead> <tr> <th>Code</th> <th>Description</th> <th>Qty</th> <th>UOM</th> </tr> </thead> <tbody> <tr> <td>VM2458A0</td> <td>COVER STAFFA INFERIORE PORTA BANDIERA SP</td> <td>2.000</td> <td>PZ</td> </tr> </tbody> </table> | Code | Description | Qty | UOM | VM2458A0 | COVER STAFFA INFERIORE PORTA BANDIERA SP | 2.000 | PZ | | | | | | | | | | | | |
| Code | Description | Qty | UOM | | | | | | | | | | | | | | | | | | | | | | |
| VM2458A0 | COVER STAFFA INFERIORE PORTA BANDIERA SP | 2.000 | PZ | | | | | | | | | | | | | | | | | | | | | | |
| 0H7850A | SHOP PRO DOOR COUNTERBRACKET |  | 0H7850A0 | SHOP PRO DOOR COUNTERBRACKET | | | | | | | | | | | | | | | | | | | | | |



| COMPONENT | | | SPARE PART | | | | | | | | | | | | | | | | | | | | | | |
|-----------|--|---|------------|--|---|------|-------------|-----|-----|----------|--|-------|----|----------|-------------------------|-------|----|----------|--|-------|----|----------|--------------------------------------|-------|----|
| Code | Description | Image | Code | Description | Kit components | | | | | | | | | | | | | | | | | | | | |
| VI0515A | RONDELLA PIANA D.5 INOX |  | VI0515A0 | RONDELLA PIANA D.5 INOX | | | | | | | | | | | | | | | | | | | | | |
| VM1240A | TAPPO NYLON SUPPORTO CONTROSTAFFA |  | KVM1240A | 4 PCS COUNTER BRACKET SUPPORT CAP KIT | <table border="1"> <thead> <tr> <th>Code</th> <th>Description</th> <th>Qty</th> <th>UOM</th> </tr> </thead> <tbody> <tr> <td>VM1240A0</td> <td>TAPPO NYLON SUPPORTO CONTROSTAF FA</td> <td>4.000</td> <td>PZ</td> </tr> </tbody> </table> | Code | Description | Qty | UOM | VM1240A0 | TAPPO NYLON SUPPORTO CONTROSTAF FA | 4.000 | PZ | | | | | | | | | | | | |
| Code | Description | Qty | UOM | | | | | | | | | | | | | | | | | | | | | | |
| VM1240A0 | TAPPO NYLON SUPPORTO CONTROSTAF FA | 4.000 | PZ | | | | | | | | | | | | | | | | | | | | | | |
| VM2458A | COVER STAFFA INFERIORE PORTA BANDIERA SP |  | KVM2458A | BL SP LAT DOOR LOW BRACKET COVER 2PC KIT | <table border="1"> <thead> <tr> <th>Code</th> <th>Description</th> <th>Qty</th> <th>UOM</th> </tr> </thead> <tbody> <tr> <td>VM2458A0</td> <td>COVER STAFFA INFERIORE PORTA BANDIERA SP</td> <td>2.000</td> <td>PZ</td> </tr> </tbody> </table> | Code | Description | Qty | UOM | VM2458A0 | COVER STAFFA INFERIORE PORTA BANDIERA SP | 2.000 | PZ | | | | | | | | | | | | |
| Code | Description | Qty | UOM | | | | | | | | | | | | | | | | | | | | | | |
| VM2458A0 | COVER STAFFA INFERIORE PORTA BANDIERA SP | 2.000 | PZ | | | | | | | | | | | | | | | | | | | | | | |
| VM2469A | STAFFA REGGI PORTA BANDIERA S |  | KVM2469A | BL SP LATERAL DOOR HOLDER BRACKET KIT | <table border="1"> <thead> <tr> <th>Code</th> <th>Description</th> <th>Qty</th> <th>UOM</th> </tr> </thead> <tbody> <tr> <td>VI0515A0</td> <td>RONDELLA PIANA D.5 INO</td> <td>2.000</td> <td>PZ</td> </tr> <tr> <td>VI1995A0</td> <td>VITE M5x25 TCEI INOX</td> <td>2.000</td> <td>PZ</td> </tr> <tr> <td>VM2458A0</td> <td>COVER STAFFA INFERIORE PORTA BANDIERA SP</td> <td>1.000</td> <td>PZ</td> </tr> <tr> <td>VM2469A0</td> <td>STAFFA REGGI PORTA BANDIERA SP</td> <td>1.000</td> <td>PZ</td> </tr> </tbody> </table> | Code | Description | Qty | UOM | VI0515A0 | RONDELLA PIANA D.5 INO | 2.000 | PZ | VI1995A0 | VITE M5x25 TCEI INOX | 2.000 | PZ | VM2458A0 | COVER STAFFA INFERIORE PORTA BANDIERA SP | 1.000 | PZ | VM2469A0 | STAFFA REGGI PORTA BANDIERA SP | 1.000 | PZ |
| Code | Description | Qty | UOM | | | | | | | | | | | | | | | | | | | | | | |
| VI0515A0 | RONDELLA PIANA D.5 INO | 2.000 | PZ | | | | | | | | | | | | | | | | | | | | | | |
| VI1995A0 | VITE M5x25 TCEI INOX | 2.000 | PZ | | | | | | | | | | | | | | | | | | | | | | |
| VM2458A0 | COVER STAFFA INFERIORE PORTA BANDIERA SP | 1.000 | PZ | | | | | | | | | | | | | | | | | | | | | | |
| VM2469A0 | STAFFA REGGI PORTA BANDIERA SP | 1.000 | PZ | | | | | | | | | | | | | | | | | | | | | | |
| VM2579A | SP DOOR SUPPORT CAP FOR TRANSPORT |  | VM2579A0 | SP DOOR SUPPORT CAP FOR TRANSPORT | | | | | | | | | | | | | | | | | | | | | |





| COMPONENT | | | SPARE PART | | | | | | | | | | | | | | |
|-----------|--|---|------------|---|--|------|-------------|-----|-----|----------|---|--------|----|----------|--|-------|----|
| Code | Description | Image | Code | Description | Kit components | | | | | | | | | | | | |
| 0H7850A | SHOP PRO DOOR COUNTERBRACKET |  | 0H7850A0 | SHOP PRO DOOR COUNTERBRACKET | | | | | | | | | | | | | |
| VM1195A | HOLES BLANKING PLATE XVC204/304/504/704 |  | VM1195A0 | HOLES BLANKING PLATE XVC204/304/504/704 | | | | | | | | | | | | | |
| VM1240A | TAPPO NYLON SUPPORTO CONTROSTAFFA |  | KVM1240A | 4 PCS COUNTER BRACKET SUPPORT CAP KIT | <table border="1"> <thead> <tr> <th>Code</th> <th>Description</th> <th>Qty</th> <th>UOM</th> </tr> </thead> <tbody> <tr> <td>VM1240A0</td> <td>TAPPO NYLON SUPPORTO CONTROSTAF FA</td> <td>4.000</td> <td>PZ</td> </tr> </tbody> </table> | Code | Description | Qty | UOM | VM1240A0 | TAPPO NYLON SUPPORTO CONTROSTAF FA | 4.000 | PZ | | | | |
| Code | Description | Qty | UOM | | | | | | | | | | | | | | |
| VM1240A0 | TAPPO NYLON SUPPORTO CONTROSTAF FA | 4.000 | PZ | | | | | | | | | | | | | | |
| VM1631A | TAPPO PREMI VETRO INTERNO PLUS |  | KVM1631A | CAP FOR INTERNAL GLASS 10 PCS KIT | <table border="1"> <thead> <tr> <th>Code</th> <th>Description</th> <th>Qty</th> <th>UOM</th> </tr> </thead> <tbody> <tr> <td>VM1631A0</td> <td>TAPPO PREMI VETRO INTERNO PLU</td> <td>10.000</td> <td>PZ</td> </tr> </tbody> </table> | Code | Description | Qty | UOM | VM1631A0 | TAPPO PREMI VETRO INTERNO PLU | 10.000 | PZ | | | | |
| Code | Description | Qty | UOM | | | | | | | | | | | | | | |
| VM1631A0 | TAPPO PREMI VETRO INTERNO PLU | 10.000 | PZ | | | | | | | | | | | | | | |
| VM2492A | GUARNIZIONE FONDO EST. FRONTALE L800 SP |  | KVM2492A | SP 600X400 EXT BOT PANEL GASKET 2PC KIT | <table border="1"> <thead> <tr> <th>Code</th> <th>Description</th> <th>Qty</th> <th>UOM</th> </tr> </thead> <tbody> <tr> <td>VM1794A0</td> <td>FASCETTA 430X4.8 PA66 NERA</td> <td>1.000</td> <td>PZ</td> </tr> <tr> <td>VM2492A0</td> <td>GUARNIZIONE FONDO EST. FRONTALE L800 SP</td> <td>2.000</td> <td>PZ</td> </tr> </tbody> </table> | Code | Description | Qty | UOM | VM1794A0 | FASCETTA 430X4.8 PA66 NERA | 1.000 | PZ | VM2492A0 | GUARNIZIONE FONDO EST. FRONTALE L800 SP | 2.000 | PZ |
| Code | Description | Qty | UOM | | | | | | | | | | | | | | |
| VM1794A0 | FASCETTA 430X4.8 PA66 NERA | 1.000 | PZ | | | | | | | | | | | | | | |
| VM2492A0 | GUARNIZIONE FONDO EST. FRONTALE L800 SP | 2.000 | PZ | | | | | | | | | | | | | | |



| COMPONENT | | | SPARE PART | | | | | | | | | | | | | | | | | | |
|-----------|--|---|------------|--|---|------|-------------|-----|-----|----------|--|-------|----|----------|------------------------------------|-------|----|----------|--|-------|----|
| Code | Description | Image | Code | Description | Kit components | | | | | | | | | | | | | | | | |
| VM2493A | GUARNIZIONE FONDO EST. LATERALE SP800 |  | KVM2493A | SP 600X400 BOT LAT PANEL GASKET 2PC KIT | <table border="1"> <thead> <tr> <th>Code</th> <th>Description</th> <th>Qty</th> <th>UOM</th> </tr> </thead> <tbody> <tr> <td>VM1631A0</td> <td>TAPPO PREMI VETRO INTERNO PLU</td> <td>4.000</td> <td>PZ</td> </tr> <tr> <td>VM1794A0</td> <td>FASCETTA 430X4.8 PA66 NERA</td> <td>1.000</td> <td>PZ</td> </tr> <tr> <td>VM2493A1</td> <td>GUARNIZIONE FONDO EST. LATERALE SP800</td> <td>2.000</td> <td>PZ</td> </tr> </tbody> </table> | Code | Description | Qty | UOM | VM1631A0 | TAPPO PREMI VETRO INTERNO PLU | 4.000 | PZ | VM1794A0 | FASCETTA 430X4.8 PA66 NERA | 1.000 | PZ | VM2493A1 | GUARNIZIONE FONDO EST. LATERALE SP800 | 2.000 | PZ |
| Code | Description | Qty | UOM | | | | | | | | | | | | | | | | | | |
| VM1631A0 | TAPPO PREMI VETRO INTERNO PLU | 4.000 | PZ | | | | | | | | | | | | | | | | | | |
| VM1794A0 | FASCETTA 430X4.8 PA66 NERA | 1.000 | PZ | | | | | | | | | | | | | | | | | | |
| VM2493A1 | GUARNIZIONE FONDO EST. LATERALE SP800 | 2.000 | PZ | | | | | | | | | | | | | | | | | | |
| CR1013A | SCROCCO CHIUSURA LANCIO SHOP.Pro/EVEREO |  | KCR1013A | BLSP/EVEREO PUSH TO CLOSE LOCK LATCH KIT | <table border="1"> <thead> <tr> <th>Code</th> <th>Description</th> <th>Qty</th> <th>UOM</th> </tr> </thead> <tbody> <tr> <td>CR1013A2</td> <td>SCROCCO CHIUSURA LANCIO SHOP.Pro/EVE REO</td> <td>1.000</td> <td>PZ</td> </tr> <tr> <td>VI1014A0</td> <td>RONDELLA PIANA 4.5X9X0.8 INO</td> <td>2.000</td> <td>PZ</td> </tr> <tr> <td>VI1024A0</td> <td>VITE M4X12 TCB+ INOX</td> <td>2.000</td> <td>PZ</td> </tr> </tbody> </table> | Code | Description | Qty | UOM | CR1013A2 | SCROCCO CHIUSURA LANCIO SHOP.Pro/EVE REO | 1.000 | PZ | VI1014A0 | RONDELLA PIANA 4.5X9X0.8 INO | 2.000 | PZ | VI1024A0 | VITE M4X12 TCB+ INOX | 2.000 | PZ |
| Code | Description | Qty | UOM | | | | | | | | | | | | | | | | | | |
| CR1013A2 | SCROCCO CHIUSURA LANCIO SHOP.Pro/EVE REO | 1.000 | PZ | | | | | | | | | | | | | | | | | | |
| VI1014A0 | RONDELLA PIANA 4.5X9X0.8 INO | 2.000 | PZ | | | | | | | | | | | | | | | | | | |
| VI1024A0 | VITE M4X12 TCB+ INOX | 2.000 | PZ | | | | | | | | | | | | | | | | | | |
| VE1295A | MICROINTERRUTTO RE PORTA MK 16A 230V UL |  | KVE1295A | 16A 230V DOOR MICROSWITCH KIT | <table border="1"> <thead> <tr> <th>Code</th> <th>Description</th> <th>Qty</th> <th>UOM</th> </tr> </thead> <tbody> <tr> <td>VE1295A0</td> <td>MICROINTERR UTTORE PORTA MK 16A 230V UL</td> <td>1.000</td> <td>PZ</td> </tr> </tbody> </table> | Code | Description | Qty | UOM | VE1295A0 | MICROINTERR UTTORE PORTA MK 16A 230V UL | 1.000 | PZ | | | | | | | | |
| Code | Description | Qty | UOM | | | | | | | | | | | | | | | | | | |
| VE1295A0 | MICROINTERR UTTORE PORTA MK 16A 230V UL | 1.000 | PZ | | | | | | | | | | | | | | | | | | |
| VM2547A | COVER SCROCCO PORTA LANCIO BLS |  | KVM2547A | BLSP PUSH-TO-CLOSE DOOR COVER LATCH KIT | <table border="1"> <thead> <tr> <th>Code</th> <th>Description</th> <th>Qty</th> <th>UOM</th> </tr> </thead> <tbody> <tr> <td>VI1014A0</td> <td>RONDELLA PIANA 4.5X9X0.8 INO</td> <td>2.000</td> <td>PZ</td> </tr> <tr> <td>VI1024A0</td> <td>VITE M4X12 TCB+ INOX</td> <td>2.000</td> <td>PZ</td> </tr> <tr> <td>VM2547A1</td> <td>COVER SCROCCO PORTA LANCIO BLSP</td> <td>1.000</td> <td>PZ</td> </tr> </tbody> </table> | Code | Description | Qty | UOM | VI1014A0 | RONDELLA PIANA 4.5X9X0.8 INO | 2.000 | PZ | VI1024A0 | VITE M4X12 TCB+ INOX | 2.000 | PZ | VM2547A1 | COVER SCROCCO PORTA LANCIO BLSP | 1.000 | PZ |
| Code | Description | Qty | UOM | | | | | | | | | | | | | | | | | | |
| VI1014A0 | RONDELLA PIANA 4.5X9X0.8 INO | 2.000 | PZ | | | | | | | | | | | | | | | | | | |
| VI1024A0 | VITE M4X12 TCB+ INOX | 2.000 | PZ | | | | | | | | | | | | | | | | | | |
| VM2547A1 | COVER SCROCCO PORTA LANCIO BLSP | 1.000 | PZ | | | | | | | | | | | | | | | | | | |
| VM1222A | CABLE LOCKS SP ACCESSORIES EL CONNECTION |  | VM1222A0 | CABLE LOCKS SP ACCESSORIES EL CONNECTION | | | | | | | | | | | | | | | | | |



| COMPONENT | | | SPARE PART | | | | | | | | | | |
|-----------|---|---|------------|--|---|------|-------------|-----|-----|----------|---|-------|----|
| Code | Description | Image | Code | Description | Kit components | | | | | | | | |
| VM2249A | ANGOLO FACCIATA MUFFOLA PPS |  | KVM2249A | CHAMBER FRONT PROFILE CORNER KIT | <table border="1"> <thead> <tr> <th>Code</th> <th>Description</th> <th>Qty</th> <th>UOM</th> </tr> </thead> <tbody> <tr> <td>VM2249A0</td> <td>ANGOLO FACCIATA MUFFOLA PPS</td> <td>1.000</td> <td>PZ</td> </tr> </tbody> </table> | Code | Description | Qty | UOM | VM2249A0 | ANGOLO FACCIATA MUFFOLA PPS | 1.000 | PZ |
| Code | Description | Qty | UOM | | | | | | | | | | |
| VM2249A0 | ANGOLO FACCIATA MUFFOLA PPS | 1.000 | PZ | | | | | | | | | | |
| VM2511A | PIASTRINA PIANA COPRI FORI FACCIATA SP |  | KVM2511A | SP FRONT PANEL HOLE PLATE COVER 2PCS KIT | <table border="1"> <thead> <tr> <th>Code</th> <th>Description</th> <th>Qty</th> <th>UOM</th> </tr> </thead> <tbody> <tr> <td>VM2511A0</td> <td>PIASTRINA PIANA COPRI FORI FACCIATA SP</td> <td>2.000</td> <td>PZ</td> </tr> </tbody> </table> | Code | Description | Qty | UOM | VM2511A0 | PIASTRINA PIANA COPRI FORI FACCIATA SP | 2.000 | PZ |
| Code | Description | Qty | UOM | | | | | | | | | | |
| VM2511A0 | PIASTRINA PIANA COPRI FORI FACCIATA SP | 2.000 | PZ | | | | | | | | | | |

ASM3434B/0.D00 - Door - FRONT







ASM3434B/0.D00 - Door - REAR












| COMPONENT | | | SPARE PART | | | | | | | | | | | | | | | | | | | | | | |
|-----------|---|---|------------|--|---|------|-------------|-----|-----|----------|---|--------|----|----------|------------------------------------|-------|----|----------|---|-------|----|----------|--|-------|----|
| Code | Description | Image | Code | Description | Kit components | | | | | | | | | | | | | | | | | | | | |
| 0B1363A | COLONNINA INT DX RIGHT LANCIO VITT SP |  | 0B1363A0 | COLONNINA INT DX RIGHT LANCIO VITT SP | | | | | | | | | | | | | | | | | | | | | |
| LP1050A | BARRA ILLUMINAZIONE LED L180 SP COMPLETA |  | KLP1050A | L180 COMPLETE LED LIGHT BAR KIT | <table border="1"> <thead> <tr> <th>Code</th> <th>Description</th> <th>Qty</th> <th>UOM</th> </tr> </thead> <tbody> <tr> <td>LP1050A0</td> <td>BARRA ILLUMINAZIONE LED L180 SP COMPLETA</td> <td>1.000</td> <td>PZ</td> </tr> <tr> <td>VI1014A0</td> <td>RONDELLA PIANA 4.5X9X0.8 INO</td> <td>1.000</td> <td>PZ</td> </tr> <tr> <td>VI1220A1</td> <td>VITE AUTOFIL. 4.2X11 TCS+ MARUTEX</td> <td>1.000</td> <td>PZ</td> </tr> <tr> <td>VM1447A0</td> <td>BUSTA AIRBALL ESD ROSA 230X450 MM</td> <td>0.500</td> <td>PZ</td> </tr> </tbody> </table> | Code | Description | Qty | UOM | LP1050A0 | BARRA ILLUMINAZIONE LED L180 SP COMPLETA | 1.000 | PZ | VI1014A0 | RONDELLA PIANA 4.5X9X0.8 INO | 1.000 | PZ | VI1220A1 | VITE AUTOFIL. 4.2X11 TCS+ MARUTEX | 1.000 | PZ | VM1447A0 | BUSTA AIRBALL ESD ROSA 230X450 MM | 0.500 | PZ |
| Code | Description | Qty | UOM | | | | | | | | | | | | | | | | | | | | | | |
| LP1050A0 | BARRA ILLUMINAZIONE LED L180 SP COMPLETA | 1.000 | PZ | | | | | | | | | | | | | | | | | | | | | | |
| VI1014A0 | RONDELLA PIANA 4.5X9X0.8 INO | 1.000 | PZ | | | | | | | | | | | | | | | | | | | | | | |
| VI1220A1 | VITE AUTOFIL. 4.2X11 TCS+ MARUTEX | 1.000 | PZ | | | | | | | | | | | | | | | | | | | | | | |
| VM1447A0 | BUSTA AIRBALL ESD ROSA 230X450 MM | 0.500 | PZ | | | | | | | | | | | | | | | | | | | | | | |
| VM1630A | TAPPO PREMI VETRO INTERNO |  | KVM1630A | CAP FOR INTERNAL GLASS 10 PCS KIT | <table border="1"> <thead> <tr> <th>Code</th> <th>Description</th> <th>Qty</th> <th>UOM</th> </tr> </thead> <tbody> <tr> <td>VM1630A1</td> <td>TAPPO PREMI VETRO INTERNO</td> <td>10.000</td> <td>PZ</td> </tr> </tbody> </table> | Code | Description | Qty | UOM | VM1630A1 | TAPPO PREMI VETRO INTERNO | 10.000 | PZ | | | | | | | | | | | | |
| Code | Description | Qty | UOM | | | | | | | | | | | | | | | | | | | | | | |
| VM1630A1 | TAPPO PREMI VETRO INTERNO | 10.000 | PZ | | | | | | | | | | | | | | | | | | | | | | |
| VM2479A | SPINGIVETRO VETRO H6 BL SP |  | KVM2479A | BL SHOP.PRO H6 GLASS SUPPORT 6 PCS KIT | <table border="1"> <thead> <tr> <th>Code</th> <th>Description</th> <th>Qty</th> <th>UOM</th> </tr> </thead> <tbody> <tr> <td>VM1630A1</td> <td>TAPPO PREMI VETRO INTERNO</td> <td>6.000</td> <td>PZ</td> </tr> <tr> <td>VM2479A0</td> <td>SPINGIVETRO VETRO H6 BL SP</td> <td>6.000</td> <td>PZ</td> </tr> </tbody> </table> | Code | Description | Qty | UOM | VM1630A1 | TAPPO PREMI VETRO INTERNO | 6.000 | PZ | VM2479A0 | SPINGIVETRO VETRO H6 BL SP | 6.000 | PZ | | | | | | | | |
| Code | Description | Qty | UOM | | | | | | | | | | | | | | | | | | | | | | |
| VM1630A1 | TAPPO PREMI VETRO INTERNO | 6.000 | PZ | | | | | | | | | | | | | | | | | | | | | | |
| VM2479A0 | SPINGIVETRO VETRO H6 BL SP | 6.000 | PZ | | | | | | | | | | | | | | | | | | | | | | |








| COMPONENT | | | SPARE PART | | | | | | | | | | | | | | | | | | |
|---|--|---|------------|--|---|---|-------------|-----|----------|---|---|-------|----------|--|---|-------|----|----------|--|-------|----|
| Code | Description | Image | Code | Description | Kit components | | | | | | | | | | | | | | | | |
| TB3305A | TUBO MANIGLIA BANDIERA VIT SP |  | KTB3305A | BL SHOP.PRO VITTORIA HANDLE TUBE KIT | <table border="1"> <thead> <tr> <th>Code</th> <th>Description</th> <th>Qty</th> <th>UOM</th> </tr> </thead> <tbody> <tr> <td>TB3305A0</td> <td>TUBO MANIGLIA BANDIERA VIT SP</td> <td>1.000</td> <td>PZ</td> </tr> <tr> <td>VI1147A0</td> <td>VITE 5X25 TRUCIOLARE INOX</td> <td>4.000</td> <td>PZ</td> </tr> <tr> <td>VM2456A0</td> <td>TERMINALE MANIGLIA BL SP</td> <td>2.000</td> <td>PZ</td> </tr> </tbody> </table> | Code | Description | Qty | UOM | TB3305A0 | TUBO MANIGLIA BANDIERA VIT SP | 1.000 | PZ | VI1147A0 | VITE 5X25 TRUCIOLARE INOX | 4.000 | PZ | VM2456A0 | TERMINALE MANIGLIA BL SP | 2.000 | PZ |
| | | | | | Code | Description | Qty | UOM | | | | | | | | | | | | | |
| | | | | | TB3305A0 | TUBO MANIGLIA BANDIERA VIT SP | 1.000 | PZ | | | | | | | | | | | | | |
| VI1147A0 | VITE 5X25 TRUCIOLARE INOX | 4.000 | PZ | | | | | | | | | | | | | | | | | | |
| VM2456A0 | TERMINALE MANIGLIA BL SP | 2.000 | PZ | | | | | | | | | | | | | | | | | | |
| <table border="1"> <thead> <tr> <th>Code</th> <th>Description</th> <th>Qty</th> <th>UOM</th> </tr> </thead> <tbody> <tr> <td>VI1147A0</td> <td>VITE 5X25 TRUCIOLARE INOX</td> <td>4.000</td> <td>PZ</td> </tr> <tr> <td>VM2456A0</td> <td>TERMINALE MANIGLIA BL SP</td> <td>2.000</td> <td>PZ</td> </tr> </tbody> </table> | Code | Description | Qty | UOM | VI1147A0 | VITE 5X25 TRUCIOLARE INOX | 4.000 | PZ | VM2456A0 | TERMINALE MANIGLIA BL SP | 2.000 | PZ | | | | | | | | | |
| Code | Description | Qty | UOM | | | | | | | | | | | | | | | | | | |
| VI1147A0 | VITE 5X25 TRUCIOLARE INOX | 4.000 | PZ | | | | | | | | | | | | | | | | | | |
| VM2456A0 | TERMINALE MANIGLIA BL SP | 2.000 | PZ | | | | | | | | | | | | | | | | | | |
| <table border="1"> <thead> <tr> <th>Code</th> <th>Description</th> <th>Qty</th> <th>UOM</th> </tr> </thead> <tbody> <tr> <td>VI1147A0</td> <td>VITE 5X25 TRUCIOLARE INOX</td> <td>4.000</td> <td>PZ</td> </tr> <tr> <td>VM2456A0</td> <td>TERMINALE MANIGLIA BL SP</td> <td>2.000</td> <td>PZ</td> </tr> </tbody> </table> | Code | Description | Qty | UOM | VI1147A0 | VITE 5X25 TRUCIOLARE INOX | 4.000 | PZ | VM2456A0 | TERMINALE MANIGLIA BL SP | 2.000 | PZ | | | | | | | | | |
| Code | Description | Qty | UOM | | | | | | | | | | | | | | | | | | |
| VI1147A0 | VITE 5X25 TRUCIOLARE INOX | 4.000 | PZ | | | | | | | | | | | | | | | | | | |
| VM2456A0 | TERMINALE MANIGLIA BL SP | 2.000 | PZ | | | | | | | | | | | | | | | | | | |
| VM2456A | TERMINALE MANIGLIA BL SP |  | KVM2456A | 2 PCS BAKERLUX SHOP.PRO HANDLE END KIT | <table border="1"> <thead> <tr> <th>Code</th> <th>Description</th> <th>Qty</th> <th>UOM</th> </tr> </thead> <tbody> <tr> <td>VI1147A0</td> <td>VITE 5X25 TRUCIOLARE INOX</td> <td>4.000</td> <td>PZ</td> </tr> <tr> <td>VM2456A0</td> <td>TERMINALE MANIGLIA BL SP</td> <td>2.000</td> <td>PZ</td> </tr> </tbody> </table> | Code | Description | Qty | UOM | VI1147A0 | VITE 5X25 TRUCIOLARE INOX | 4.000 | PZ | VM2456A0 | TERMINALE MANIGLIA BL SP | 2.000 | PZ | | | | |
| Code | Description | Qty | UOM | | | | | | | | | | | | | | | | | | |
| VI1147A0 | VITE 5X25 TRUCIOLARE INOX | 4.000 | PZ | | | | | | | | | | | | | | | | | | |
| VM2456A0 | TERMINALE MANIGLIA BL SP | 2.000 | PZ | | | | | | | | | | | | | | | | | | |
| VI1174A | VITE 5X20 PER PLASTICA ZN-NI |  | VI1174A0 | VITE 5X20 PER PLASTICA ZN-NI | | | | | | | | | | | | | | | | | |
| VM2548A | GUIDA TUBO INTERNO PORTA LANCIO SP |  | KVM2548A | PUSH-TO-CLOSE DOOR INT PIPE GUIDE KIT | <table border="1"> <thead> <tr> <th>Code</th> <th>Description</th> <th>Qty</th> <th>UOM</th> </tr> </thead> <tbody> <tr> <td>ML1006A0</td> <td>MOLLA A TRAZIONE L.21 De7 Df1 INOX</td> <td>2.000</td> <td>PZ</td> </tr> <tr> <td>VM2548A1</td> <td>GUIDA TUBO INTERNO PORTA LANCIO SP</td> <td>1.000</td> <td>PZ</td> </tr> <tr> <td>VM2549A0</td> <td>OCCHIELLO MOLLA MANIGLIA PORTA LANCIO SP</td> <td>2.000</td> <td>PZ</td> </tr> </tbody> </table> | Code | Description | Qty | UOM | ML1006A0 | MOLLA A TRAZIONE L.21 De7 Df1 INOX | 2.000 | PZ | VM2548A1 | GUIDA TUBO INTERNO PORTA LANCIO SP | 1.000 | PZ | VM2549A0 | OCCHIELLO MOLLA MANIGLIA PORTA LANCIO SP | 2.000 | PZ |
| | | | | | Code | Description | Qty | UOM | | | | | | | | | | | | | |
| | | | | | ML1006A0 | MOLLA A TRAZIONE L.21 De7 Df1 INOX | 2.000 | PZ | | | | | | | | | | | | | |
| VM2548A1 | GUIDA TUBO INTERNO PORTA LANCIO SP | 1.000 | PZ | | | | | | | | | | | | | | | | | | |
| VM2549A0 | OCCHIELLO MOLLA MANIGLIA PORTA LANCIO SP | 2.000 | PZ | | | | | | | | | | | | | | | | | | |
| <table border="1"> <thead> <tr> <th>Code</th> <th>Description</th> <th>Qty</th> <th>UOM</th> </tr> </thead> <tbody> <tr> <td>ML1006A0</td> <td>MOLLA A TRAZIONE L.21 De7 Df1 INOX</td> <td>2.000</td> <td>PZ</td> </tr> <tr> <td>VM2548A1</td> <td>GUIDA TUBO INTERNO PORTA LANCIO SP</td> <td>1.000</td> <td>PZ</td> </tr> <tr> <td>VM2549A0</td> <td>OCCHIELLO MOLLA MANIGLIA PORTA LANCIO SP</td> <td>2.000</td> <td>PZ</td> </tr> </tbody> </table> | Code | Description | Qty | UOM | ML1006A0 | MOLLA A TRAZIONE L.21 De7 Df1 INOX | 2.000 | PZ | VM2548A1 | GUIDA TUBO INTERNO PORTA LANCIO SP | 1.000 | PZ | VM2549A0 | OCCHIELLO MOLLA MANIGLIA PORTA LANCIO SP | 2.000 | PZ | | | | | |
| Code | Description | Qty | UOM | | | | | | | | | | | | | | | | | | |
| ML1006A0 | MOLLA A TRAZIONE L.21 De7 Df1 INOX | 2.000 | PZ | | | | | | | | | | | | | | | | | | |
| VM2548A1 | GUIDA TUBO INTERNO PORTA LANCIO SP | 1.000 | PZ | | | | | | | | | | | | | | | | | | |
| VM2549A0 | OCCHIELLO MOLLA MANIGLIA PORTA LANCIO SP | 2.000 | PZ | | | | | | | | | | | | | | | | | | |
| <table border="1"> <thead> <tr> <th>Code</th> <th>Description</th> <th>Qty</th> <th>UOM</th> </tr> </thead> <tbody> <tr> <td>ML1006A0</td> <td>MOLLA A TRAZIONE L.21 De7 Df1 INOX</td> <td>2.000</td> <td>PZ</td> </tr> <tr> <td>VM2548A1</td> <td>GUIDA TUBO INTERNO PORTA LANCIO SP</td> <td>1.000</td> <td>PZ</td> </tr> <tr> <td>VM2549A0</td> <td>OCCHIELLO MOLLA MANIGLIA PORTA LANCIO SP</td> <td>2.000</td> <td>PZ</td> </tr> </tbody> </table> | Code | Description | Qty | UOM | ML1006A0 | MOLLA A TRAZIONE L.21 De7 Df1 INOX | 2.000 | PZ | VM2548A1 | GUIDA TUBO INTERNO PORTA LANCIO SP | 1.000 | PZ | VM2549A0 | OCCHIELLO MOLLA MANIGLIA PORTA LANCIO SP | 2.000 | PZ | | | | | |
| Code | Description | Qty | UOM | | | | | | | | | | | | | | | | | | |
| ML1006A0 | MOLLA A TRAZIONE L.21 De7 Df1 INOX | 2.000 | PZ | | | | | | | | | | | | | | | | | | |
| VM2548A1 | GUIDA TUBO INTERNO PORTA LANCIO SP | 1.000 | PZ | | | | | | | | | | | | | | | | | | |
| VM2549A0 | OCCHIELLO MOLLA MANIGLIA PORTA LANCIO SP | 2.000 | PZ | | | | | | | | | | | | | | | | | | |

| COMPONENT | | | SPARE PART | | | | | | | | | | | | | | | | | | |
|-----------|--|---|------------|--|---|------|-------------|-----|-----|----------|--|-------|----|----------|---------------------------------------|-------|----|----------|--------------------------------------|-------|----|
| Code | Description | Image | Code | Description | Kit components | | | | | | | | | | | | | | | | |
| VI1174A | VITE 5X20 PER PLASTICA ZN-NI |  | VI1174A0 | VITE 5X20 PER PLASTICA ZN-NI | | | | | | | | | | | | | | | | | |
| VM2468A | TAPPO SUPERIORE SX PORTA BANDIERA SP |  | KVM2468A | BL SP LEFT UPPER LATERAL DOOR CAP KIT | <table border="1"> <thead> <tr> <th>Code</th> <th>Description</th> <th>Qty</th> <th>UOM</th> </tr> </thead> <tbody> <tr> <td>VM2468A0</td> <td>TAPPO SUPERIORE SX PORTA BANDIERA SP</td> <td>1.000</td> <td>PZ</td> </tr> </tbody> </table> | Code | Description | Qty | UOM | VM2468A0 | TAPPO SUPERIORE SX PORTA BANDIERA SP | 1.000 | PZ | | | | | | | | |
| Code | Description | Qty | UOM | | | | | | | | | | | | | | | | | | |
| VM2468A0 | TAPPO SUPERIORE SX PORTA BANDIERA SP | 1.000 | PZ | | | | | | | | | | | | | | | | | | |
| VM2474A | BLOCCA PERNO SUP CERNIERA VETRO INT SP |  | KVM2474A | BL SP INT GLASS HINGE UPPER LOCK PIN KIT | <table border="1"> <thead> <tr> <th>Code</th> <th>Description</th> <th>Qty</th> <th>UOM</th> </tr> </thead> <tbody> <tr> <td>VM2474A0</td> <td>BLOCCA PERNO SUP CERNIERA VETRO INT SP</td> <td>1.000</td> <td>PZ</td> </tr> </tbody> </table> | Code | Description | Qty | UOM | VM2474A0 | BLOCCA PERNO SUP CERNIERA VETRO INT SP | 1.000 | PZ | | | | | | | | |
| Code | Description | Qty | UOM | | | | | | | | | | | | | | | | | | |
| VM2474A0 | BLOCCA PERNO SUP CERNIERA VETRO INT SP | 1.000 | PZ | | | | | | | | | | | | | | | | | | |
| ML1005A | MOLLA A COMPRESSIONE DE5 DF0.6 H18 |  | KVM2470A | BL SHOP.PRO INTERNAL GLASS LOCK 2PCS KIT | <table border="1"> <thead> <tr> <th>Code</th> <th>Description</th> <th>Qty</th> <th>UOM</th> </tr> </thead> <tbody> <tr> <td>ML1005A0</td> <td>MOLLA A COMPRESSIO NE DE5 DF0.6 H18</td> <td>2.000</td> <td>PZ</td> </tr> <tr> <td>VM2470A0</td> <td>CORSOIO BLOCCA VETRO INTERNO SHOP.PRO</td> <td>2.000</td> <td>PZ</td> </tr> <tr> <td>VM2504A0</td> <td>PIOLINO GUIDA MOLLA CORSOIO SHOP.PRO</td> <td>2.000</td> <td>PZ</td> </tr> </tbody> </table> | Code | Description | Qty | UOM | ML1005A0 | MOLLA A COMPRESSIO NE DE5 DF0.6 H18 | 2.000 | PZ | VM2470A0 | CORSOIO BLOCCA VETRO INTERNO SHOP.PRO | 2.000 | PZ | VM2504A0 | PIOLINO GUIDA MOLLA CORSOIO SHOP.PRO | 2.000 | PZ |
| Code | Description | Qty | UOM | | | | | | | | | | | | | | | | | | |
| ML1005A0 | MOLLA A COMPRESSIO NE DE5 DF0.6 H18 | 2.000 | PZ | | | | | | | | | | | | | | | | | | |
| VM2470A0 | CORSOIO BLOCCA VETRO INTERNO SHOP.PRO | 2.000 | PZ | | | | | | | | | | | | | | | | | | |
| VM2504A0 | PIOLINO GUIDA MOLLA CORSOIO SHOP.PRO | 2.000 | PZ | | | | | | | | | | | | | | | | | | |
| VM2470A | CORSOIO BLOCCA VETRO INTERNO SHOP.PRO |  | KVM2470A | BL SHOP.PRO INTERNAL GLASS LOCK 2PCS KIT | <table border="1"> <thead> <tr> <th>Code</th> <th>Description</th> <th>Qty</th> <th>UOM</th> </tr> </thead> <tbody> <tr> <td>ML1005A0</td> <td>MOLLA A COMPRESSIO NE DE5 DF0.6 H18</td> <td>2.000</td> <td>PZ</td> </tr> <tr> <td>VM2470A0</td> <td>CORSOIO BLOCCA VETRO INTERNO SHOP.PRO</td> <td>2.000</td> <td>PZ</td> </tr> <tr> <td>VM2504A0</td> <td>PIOLINO GUIDA MOLLA CORSOIO SHOP.PRO</td> <td>2.000</td> <td>PZ</td> </tr> </tbody> </table> | Code | Description | Qty | UOM | ML1005A0 | MOLLA A COMPRESSIO NE DE5 DF0.6 H18 | 2.000 | PZ | VM2470A0 | CORSOIO BLOCCA VETRO INTERNO SHOP.PRO | 2.000 | PZ | VM2504A0 | PIOLINO GUIDA MOLLA CORSOIO SHOP.PRO | 2.000 | PZ |
| Code | Description | Qty | UOM | | | | | | | | | | | | | | | | | | |
| ML1005A0 | MOLLA A COMPRESSIO NE DE5 DF0.6 H18 | 2.000 | PZ | | | | | | | | | | | | | | | | | | |
| VM2470A0 | CORSOIO BLOCCA VETRO INTERNO SHOP.PRO | 2.000 | PZ | | | | | | | | | | | | | | | | | | |
| VM2504A0 | PIOLINO GUIDA MOLLA CORSOIO SHOP.PRO | 2.000 | PZ | | | | | | | | | | | | | | | | | | |

| COMPONENT | | | SPARE PART | | | | | | | | | | | | | | | | | | |
|-----------|--|---|------------|--|---|------|-------------|-----|-----|----------|--|-------|----|----------|--|-------|----|----------|--|-------|----|
| Code | Description | Image | Code | Description | Kit components | | | | | | | | | | | | | | | | |
| VM2472A | SEDE SUP CORSOIO BLOCCA VETRO INTERNO SP |  | KVM2471A | BL SP INTERNAL GLASS LOCK HOLDER KIT | <table border="1"> <thead> <tr> <th>Code</th> <th>Description</th> <th>Qty</th> <th>UOM</th> </tr> </thead> <tbody> <tr> <td>V11998A0</td> <td>VITE TRUCIOLARE 5X30 TCB ZINCATA</td> <td>2.000</td> <td>PZ</td> </tr> <tr> <td>VM2471A0</td> <td>SEDE INF CORSOIO BLOCCA VETRO INTERNO SP</td> <td>1.000</td> <td>PZ</td> </tr> <tr> <td>VM2472A0</td> <td>SEDE SUP CORSOIO BLOCCA VETRO INTERNO SP</td> <td>1.000</td> <td>PZ</td> </tr> </tbody> </table> | Code | Description | Qty | UOM | V11998A0 | VITE TRUCIOLARE 5X30 TCB ZINCATA | 2.000 | PZ | VM2471A0 | SEDE INF CORSOIO BLOCCA VETRO INTERNO SP | 1.000 | PZ | VM2472A0 | SEDE SUP CORSOIO BLOCCA VETRO INTERNO SP | 1.000 | PZ |
| Code | Description | Qty | UOM | | | | | | | | | | | | | | | | | | |
| V11998A0 | VITE TRUCIOLARE 5X30 TCB ZINCATA | 2.000 | PZ | | | | | | | | | | | | | | | | | | |
| VM2471A0 | SEDE INF CORSOIO BLOCCA VETRO INTERNO SP | 1.000 | PZ | | | | | | | | | | | | | | | | | | |
| VM2472A0 | SEDE SUP CORSOIO BLOCCA VETRO INTERNO SP | 1.000 | PZ | | | | | | | | | | | | | | | | | | |
| VM2504A | PIOLINO GUIDA MOLLA CORSOIO SHOP.PRO |  | KVM2470A | BL SHOP.PRO INTERNAL GLASS LOCK 2PCS KIT | <table border="1"> <thead> <tr> <th>Code</th> <th>Description</th> <th>Qty</th> <th>UOM</th> </tr> </thead> <tbody> <tr> <td>ML1005A0</td> <td>MOLLA A COMPRESSIO NE DE5 DF0.6 H18</td> <td>2.000</td> <td>PZ</td> </tr> <tr> <td>VM2470A0</td> <td>CORSOIO BLOCCA VETRO INTERNO SHOP.PRO</td> <td>2.000</td> <td>PZ</td> </tr> <tr> <td>VM2504A0</td> <td>PIOLINO GUIDA MOLLA CORSOIO SHOP.PRO</td> <td>2.000</td> <td>PZ</td> </tr> </tbody> </table> | Code | Description | Qty | UOM | ML1005A0 | MOLLA A COMPRESSIO NE DE5 DF0.6 H18 | 2.000 | PZ | VM2470A0 | CORSOIO BLOCCA VETRO INTERNO SHOP.PRO | 2.000 | PZ | VM2504A0 | PIOLINO GUIDA MOLLA CORSOIO SHOP.PRO | 2.000 | PZ |
| Code | Description | Qty | UOM | | | | | | | | | | | | | | | | | | |
| ML1005A0 | MOLLA A COMPRESSIO NE DE5 DF0.6 H18 | 2.000 | PZ | | | | | | | | | | | | | | | | | | |
| VM2470A0 | CORSOIO BLOCCA VETRO INTERNO SHOP.PRO | 2.000 | PZ | | | | | | | | | | | | | | | | | | |
| VM2504A0 | PIOLINO GUIDA MOLLA CORSOIO SHOP.PRO | 2.000 | PZ | | | | | | | | | | | | | | | | | | |
| VM2507A | TAPPO SUPERIORE DX PORTA BANDIERA MEC SP |  | KVM2507A | BLSP MEC RIGHT UPPER LAT DOOR CAP KIT | <table border="1"> <thead> <tr> <th>Code</th> <th>Description</th> <th>Qty</th> <th>UOM</th> </tr> </thead> <tbody> <tr> <td>VM2507A0</td> <td>TAPPO SUPERIORE DX PORTA BANDIERA MEC SP</td> <td>1.000</td> <td>PZ</td> </tr> </tbody> </table> | Code | Description | Qty | UOM | VM2507A0 | TAPPO SUPERIORE DX PORTA BANDIERA MEC SP | 1.000 | PZ | | | | | | | | |
| Code | Description | Qty | UOM | | | | | | | | | | | | | | | | | | |
| VM2507A0 | TAPPO SUPERIORE DX PORTA BANDIERA MEC SP | 1.000 | PZ | | | | | | | | | | | | | | | | | | |
| TB1563A | TUBO TRAVERSO PORTA SP800 |  | TB1563A0 | TUBO TRAVERSO PORTA SP800 | | | | | | | | | | | | | | | | | |


| COMPONENT | | | SPARE PART | | | | | | | | | | | | | | | | | | |
|-----------|--|---|------------|--|---|------|-------------|-----|-----|----------|--|-------|----|----------|---------------------------------------|-------|----|----------|--------------------------------------|-------|----|
| Code | Description | Image | Code | Description | Kit components | | | | | | | | | | | | | | | | |
| VI1174A | VITE 5X20 PER PLASTICA ZN-NI |  | VI1174A0 | VITE 5X20 PER PLASTICA ZN-NI | | | | | | | | | | | | | | | | | |
| VI1174A | VITE 5X20 PER PLASTICA ZN-NI |  | VI1174A0 | VITE 5X20 PER PLASTICA ZN-NI | | | | | | | | | | | | | | | | | |
| VM2466A | TAPPO INFERIORE SX PORTA BANDIERA SP |  | KVM2466A | BL SP LEFT LOWER LATERAL DOOR CAP KIT | <table border="1"> <thead> <tr> <th>Code</th> <th>Description</th> <th>Qty</th> <th>UOM</th> </tr> </thead> <tbody> <tr> <td>VM2466A0</td> <td>TAPPO INFERIORE SX PORTA BANDIERA SP</td> <td>1.000</td> <td>PZ</td> </tr> </tbody> </table> | Code | Description | Qty | UOM | VM2466A0 | TAPPO INFERIORE SX PORTA BANDIERA SP | 1.000 | PZ | | | | | | | | |
| Code | Description | Qty | UOM | | | | | | | | | | | | | | | | | | |
| VM2466A0 | TAPPO INFERIORE SX PORTA BANDIERA SP | 1.000 | PZ | | | | | | | | | | | | | | | | | | |
| VM2473A | BLOCCA PERNO INF CERNIERA VETRO INT SP |  | KVM2473A | BL SP INT GLASS HINGE LOWER LOCK PIN KIT | <table border="1"> <thead> <tr> <th>Code</th> <th>Description</th> <th>Qty</th> <th>UOM</th> </tr> </thead> <tbody> <tr> <td>VM2473A0</td> <td>BLOCCA PERNO INF CERNIERA VETRO INT SP</td> <td>1.000</td> <td>PZ</td> </tr> </tbody> </table> | Code | Description | Qty | UOM | VM2473A0 | BLOCCA PERNO INF CERNIERA VETRO INT SP | 1.000 | PZ | | | | | | | | |
| Code | Description | Qty | UOM | | | | | | | | | | | | | | | | | | |
| VM2473A0 | BLOCCA PERNO INF CERNIERA VETRO INT SP | 1.000 | PZ | | | | | | | | | | | | | | | | | | |
| ML1005A | MOLLA A COMPRESSIONE DE5 DF0.6 H18 |  | KVM2470A | BL SHOP.PRO INTERNAL GLASS LOCK 2PCS KIT | <table border="1"> <thead> <tr> <th>Code</th> <th>Description</th> <th>Qty</th> <th>UOM</th> </tr> </thead> <tbody> <tr> <td>ML1005A0</td> <td>MOLLA A COMPRESSIO NE DE5 DF0.6 H18</td> <td>2.000</td> <td>PZ</td> </tr> <tr> <td>VM2470A0</td> <td>CORSOIO BLOCCA VETRO INTERNO SHOP.PRO</td> <td>2.000</td> <td>PZ</td> </tr> <tr> <td>VM2504A0</td> <td>PIOLINO GUIDA MOLLA CORSOIO SHOP.PRO</td> <td>2.000</td> <td>PZ</td> </tr> </tbody> </table> | Code | Description | Qty | UOM | ML1005A0 | MOLLA A COMPRESSIO NE DE5 DF0.6 H18 | 2.000 | PZ | VM2470A0 | CORSOIO BLOCCA VETRO INTERNO SHOP.PRO | 2.000 | PZ | VM2504A0 | PIOLINO GUIDA MOLLA CORSOIO SHOP.PRO | 2.000 | PZ |
| Code | Description | Qty | UOM | | | | | | | | | | | | | | | | | | |
| ML1005A0 | MOLLA A COMPRESSIO NE DE5 DF0.6 H18 | 2.000 | PZ | | | | | | | | | | | | | | | | | | |
| VM2470A0 | CORSOIO BLOCCA VETRO INTERNO SHOP.PRO | 2.000 | PZ | | | | | | | | | | | | | | | | | | |
| VM2504A0 | PIOLINO GUIDA MOLLA CORSOIO SHOP.PRO | 2.000 | PZ | | | | | | | | | | | | | | | | | | |

| COMPONENT | | | SPARE PART | | | | | | | | | | |
|--|--|---|------------|--|--|--|-------------|-----|-----|----------|--|-------|----|
| Code | Description | Image | Code | Description | Kit components | | | | | | | | |
| VM2470A | CORSOIO BLOCCA VETRO INTERNO SHOP.PRO |  | KVM2470A | BL SHOP.PRO INTERNAL GLASS LOCK 2PCS KIT | <table border="1"> <thead> <tr> <th>Code</th> <th>Description</th> <th>Qty</th> <th>UOM</th> </tr> </thead> <tbody> <tr> <td>ML1005A0</td> <td>MOLLA A COMPRESSIO NE DE5 DF0.6 H18</td> <td>2.000</td> <td>PZ</td> </tr> </tbody> </table> | Code | Description | Qty | UOM | ML1005A0 | MOLLA A COMPRESSIO NE DE5 DF0.6 H18 | 2.000 | PZ |
| | | | | | Code | Description | Qty | UOM | | | | | |
| | | | | | ML1005A0 | MOLLA A COMPRESSIO NE DE5 DF0.6 H18 | 2.000 | PZ | | | | | |
| <table border="1"> <tbody> <tr> <td>VM2470A0</td> <td>CORSOIO BLOCCA VETRO INTERNO SHOP.PRO</td> <td>2.000</td> <td>PZ</td> </tr> </tbody> </table> | VM2470A0 | CORSOIO BLOCCA VETRO INTERNO SHOP.PRO | 2.000 | PZ | | | | | | | | | |
| VM2470A0 | CORSOIO BLOCCA VETRO INTERNO SHOP.PRO | 2.000 | PZ | | | | | | | | | | |
| <table border="1"> <tbody> <tr> <td>VM2504A0</td> <td>PIOLINO GUIDA MOLLA CORSOIO SHOP.PRO</td> <td>2.000</td> <td>PZ</td> </tr> </tbody> </table> | VM2504A0 | PIOLINO GUIDA MOLLA CORSOIO SHOP.PRO | 2.000 | PZ | | | | | | | | | |
| VM2504A0 | PIOLINO GUIDA MOLLA CORSOIO SHOP.PRO | 2.000 | PZ | | | | | | | | | | |
| VM2471A | SEDE INF CORSOIO BLOCCA VETRO INTERNO SP |  | KVM2471A | BL SP INTERNAL GLASS LOCK HOLDER KIT | <table border="1"> <thead> <tr> <th>Code</th> <th>Description</th> <th>Qty</th> <th>UOM</th> </tr> </thead> <tbody> <tr> <td>V11998A0</td> <td>VITE TRUCIOLARE 5X30 TCB ZINCATA</td> <td>2.000</td> <td>PZ</td> </tr> </tbody> </table> | Code | Description | Qty | UOM | V11998A0 | VITE TRUCIOLARE 5X30 TCB ZINCATA | 2.000 | PZ |
| | | | | | Code | Description | Qty | UOM | | | | | |
| | | | | | V11998A0 | VITE TRUCIOLARE 5X30 TCB ZINCATA | 2.000 | PZ | | | | | |
| <table border="1"> <tbody> <tr> <td>VM2471A0</td> <td>SEDE INF CORSOIO BLOCCA VETRO INTERNO SP</td> <td>1.000</td> <td>PZ</td> </tr> </tbody> </table> | VM2471A0 | SEDE INF CORSOIO BLOCCA VETRO INTERNO SP | 1.000 | PZ | | | | | | | | | |
| VM2471A0 | SEDE INF CORSOIO BLOCCA VETRO INTERNO SP | 1.000 | PZ | | | | | | | | | | |
| <table border="1"> <tbody> <tr> <td>VM2472A0</td> <td>SEDE SUP CORSOIO BLOCCA VETRO INTERNO SP</td> <td>1.000</td> <td>PZ</td> </tr> </tbody> </table> | VM2472A0 | SEDE SUP CORSOIO BLOCCA VETRO INTERNO SP | 1.000 | PZ | | | | | | | | | |
| VM2472A0 | SEDE SUP CORSOIO BLOCCA VETRO INTERNO SP | 1.000 | PZ | | | | | | | | | | |
| VM2504A | PIOLINO GUIDA MOLLA CORSOIO SHOP.PRO |  | KVM2470A | BL SHOP.PRO INTERNAL GLASS LOCK 2PCS KIT | <table border="1"> <thead> <tr> <th>Code</th> <th>Description</th> <th>Qty</th> <th>UOM</th> </tr> </thead> <tbody> <tr> <td>ML1005A0</td> <td>MOLLA A COMPRESSIO NE DE5 DF0.6 H18</td> <td>2.000</td> <td>PZ</td> </tr> </tbody> </table> | Code | Description | Qty | UOM | ML1005A0 | MOLLA A COMPRESSIO NE DE5 DF0.6 H18 | 2.000 | PZ |
| | | | | | Code | Description | Qty | UOM | | | | | |
| | | | | | ML1005A0 | MOLLA A COMPRESSIO NE DE5 DF0.6 H18 | 2.000 | PZ | | | | | |
| <table border="1"> <tbody> <tr> <td>VM2470A0</td> <td>CORSOIO BLOCCA VETRO INTERNO SHOP.PRO</td> <td>2.000</td> <td>PZ</td> </tr> </tbody> </table> | VM2470A0 | CORSOIO BLOCCA VETRO INTERNO SHOP.PRO | 2.000 | PZ | | | | | | | | | |
| VM2470A0 | CORSOIO BLOCCA VETRO INTERNO SHOP.PRO | 2.000 | PZ | | | | | | | | | | |
| <table border="1"> <tbody> <tr> <td>VM2504A0</td> <td>PIOLINO GUIDA MOLLA CORSOIO SHOP.PRO</td> <td>2.000</td> <td>PZ</td> </tr> </tbody> </table> | VM2504A0 | PIOLINO GUIDA MOLLA CORSOIO SHOP.PRO | 2.000 | PZ | | | | | | | | | |
| VM2504A0 | PIOLINO GUIDA MOLLA CORSOIO SHOP.PRO | 2.000 | PZ | | | | | | | | | | |



| COMPONENT | | | SPARE PART | | | | | | | | | | | | | | | | | | |
|-----------|--|---|------------|--|---|------|-------------|-----|-----|----------|--|-------|----|----------|----------------------|-------|----|----------|------------------------------|-------|----|
| Code | Description | Image | Code | Description | Kit components | | | | | | | | | | | | | | | | |
| VM2506A | TAPPO INFERIORE DX PORTA BANDIERA MEC SP |  | KVM2506A | BLSP MEC RIGHT LOWER LAT DOOR CAP KIT | <table border="1"> <thead> <tr> <th>Code</th> <th>Description</th> <th>Qty</th> <th>UOM</th> </tr> </thead> <tbody> <tr> <td>VM2506A0</td> <td>TAPPO INFERIORE DX PORTA BANDIERA MEC SP</td> <td>1.000</td> <td>PZ</td> </tr> </tbody> </table> | Code | Description | Qty | UOM | VM2506A0 | TAPPO INFERIORE DX PORTA BANDIERA MEC SP | 1.000 | PZ | | | | | | | | |
| Code | Description | Qty | UOM | | | | | | | | | | | | | | | | | | |
| VM2506A0 | TAPPO INFERIORE DX PORTA BANDIERA MEC SP | 1.000 | PZ | | | | | | | | | | | | | | | | | | |
| TB1563A | TUBO TRAVERSO PORTA SP800 |  | TB1563A0 | TUBO TRAVERSO PORTA SP800 | | | | | | | | | | | | | | | | | |
| VI1174A | VITE 5X20 PER PLASTICA ZN-NI |  | VI1174A0 | VITE 5X20 PER PLASTICA ZN-NI | | | | | | | | | | | | | | | | | |
| VM2546A | COVER GANCIO PORTA LANCIO SP |  | KVM2546A | BLSP COVER PUSH-TO-CLOSE DOOR HOOK KIT | <table border="1"> <thead> <tr> <th>Code</th> <th>Description</th> <th>Qty</th> <th>UOM</th> </tr> </thead> <tbody> <tr> <td>VI1014A0</td> <td>RONDELLA PIANA 4.5X9X0.8 INO</td> <td>2.000</td> <td>PZ</td> </tr> <tr> <td>VI1024A0</td> <td>VITE M4X12 TCB+ INOX</td> <td>2.000</td> <td>PZ</td> </tr> <tr> <td>VM2546A1</td> <td>COVER GANCIO PORTA LANCIO SP</td> <td>1.000</td> <td>PZ</td> </tr> </tbody> </table> | Code | Description | Qty | UOM | VI1014A0 | RONDELLA PIANA 4.5X9X0.8 INO | 2.000 | PZ | VI1024A0 | VITE M4X12 TCB+ INOX | 2.000 | PZ | VM2546A1 | COVER GANCIO PORTA LANCIO SP | 1.000 | PZ |
| Code | Description | Qty | UOM | | | | | | | | | | | | | | | | | | |
| VI1014A0 | RONDELLA PIANA 4.5X9X0.8 INO | 2.000 | PZ | | | | | | | | | | | | | | | | | | |
| VI1024A0 | VITE M4X12 TCB+ INOX | 2.000 | PZ | | | | | | | | | | | | | | | | | | |
| VM2546A1 | COVER GANCIO PORTA LANCIO SP | 1.000 | PZ | | | | | | | | | | | | | | | | | | |
| CE1096A | CAVO BUS MICROFIT 4POLI 3 M |  | KCE1096A | 3 M POWER-CONTROL 4 POLES BUS CABLE KIT | <table border="1"> <thead> <tr> <th>Code</th> <th>Description</th> <th>Qty</th> <th>UOM</th> </tr> </thead> <tbody> <tr> <td>CE1096A0</td> <td>CAVO BUS MICROFIT 4POLI 3 M</td> <td>1.000</td> <td>PZ</td> </tr> </tbody> </table> | Code | Description | Qty | UOM | CE1096A0 | CAVO BUS MICROFIT 4POLI 3 M | 1.000 | PZ | | | | | | | | |
| Code | Description | Qty | UOM | | | | | | | | | | | | | | | | | | |
| CE1096A0 | CAVO BUS MICROFIT 4POLI 3 M | 1.000 | PZ | | | | | | | | | | | | | | | | | | |


| COMPONENT | | | SPARE PART | | | | | | | | | | | | | | | | | | |
|-----------|--|---|------------|--|---|------|-------------|-----|-----|----------|---|--------|----|----------|--|-------|----|----------|--|-------|----|
| Code | Description | Image | Code | Description | Kit components | | | | | | | | | | | | | | | | |
| CE1285A | FERRITE EMI ROUND MOD. 2643801502 |  | KCE1285A | ROUND FERRITE ELECTROMAGN PROT. 2PCS KIT | <table border="1"> <thead> <tr> <th>Code</th> <th>Description</th> <th>Qty</th> <th>UOM</th> </tr> </thead> <tbody> <tr> <td>CE1285A0</td> <td>FERRITE EMI ROUND MOD. 2643801502</td> <td>2.000</td> <td>PZ</td> </tr> </tbody> </table> | Code | Description | Qty | UOM | CE1285A0 | FERRITE EMI ROUND MOD. 2643801502 | 2.000 | PZ | | | | | | | | |
| Code | Description | Qty | UOM | | | | | | | | | | | | | | | | | | |
| CE1285A0 | FERRITE EMI ROUND MOD. 2643801502 | 2.000 | PZ | | | | | | | | | | | | | | | | | | |
| ML1006A | MOLLA A TRAZIONE L.21 De7 Df1 INOX |  | KML1006A | L21 De7 Df1 TRACTION SPRING 10PCS KIT | <table border="1"> <thead> <tr> <th>Code</th> <th>Description</th> <th>Qty</th> <th>UOM</th> </tr> </thead> <tbody> <tr> <td>ML1006A0</td> <td>MOLLA A TRAZIONE L.21 De7 Df1 INOX</td> <td>10.000</td> <td>PZ</td> </tr> </tbody> </table> | Code | Description | Qty | UOM | ML1006A0 | MOLLA A TRAZIONE L.21 De7 Df1 INOX | 10.000 | PZ | | | | | | | | |
| Code | Description | Qty | UOM | | | | | | | | | | | | | | | | | | |
| ML1006A0 | MOLLA A TRAZIONE L.21 De7 Df1 INOX | 10.000 | PZ | | | | | | | | | | | | | | | | | | |
| PE2107A | CONTROLLO COMPLETO SP Led |  | KPE2107A | BAKERLUX SP LED CONTROL BOARD KIT | <table border="1"> <thead> <tr> <th>Code</th> <th>Description</th> <th>Qty</th> <th>UOM</th> </tr> </thead> <tbody> <tr> <td>PE2107A2</td> <td>CONTROLLO COMPLETO SP Led</td> <td>1.000</td> <td>PZ</td> </tr> <tr> <td>V1147A0</td> <td>VITE 5X25 TRUCIOLARE INOX</td> <td>2.000</td> <td>PZ</td> </tr> <tr> <td>VM1447A0</td> <td>BUSTA AIRBALL ESD ROSA 230X450 MM</td> <td>1.000</td> <td>PZ</td> </tr> </tbody> </table> | Code | Description | Qty | UOM | PE2107A2 | CONTROLLO COMPLETO SP Led | 1.000 | PZ | V1147A0 | VITE 5X25 TRUCIOLARE INOX | 2.000 | PZ | VM1447A0 | BUSTA AIRBALL ESD ROSA 230X450 MM | 1.000 | PZ |
| Code | Description | Qty | UOM | | | | | | | | | | | | | | | | | | |
| PE2107A2 | CONTROLLO COMPLETO SP Led | 1.000 | PZ | | | | | | | | | | | | | | | | | | |
| V1147A0 | VITE 5X25 TRUCIOLARE INOX | 2.000 | PZ | | | | | | | | | | | | | | | | | | |
| VM1447A0 | BUSTA AIRBALL ESD ROSA 230X450 MM | 1.000 | PZ | | | | | | | | | | | | | | | | | | |
| V11174A | VITE 5X20 PER PLASTICA ZN-NI |  | V11174A0 | VITE 5X20 PER PLASTICA ZN-NI | | | | | | | | | | | | | | | | | |
| VM2274A | BOCCOLA SCANALATA CORTA |  | KVM2274A | GROOVED PIN BUSHING KIT | <table border="1"> <thead> <tr> <th>Code</th> <th>Description</th> <th>Qty</th> <th>UOM</th> </tr> </thead> <tbody> <tr> <td>VM2274A0</td> <td>BOCCOLA SCANALATA CORTA</td> <td>1.000</td> <td>PZ</td> </tr> </tbody> </table> | Code | Description | Qty | UOM | VM2274A0 | BOCCOLA SCANALATA CORTA | 1.000 | PZ | | | | | | | | |
| Code | Description | Qty | UOM | | | | | | | | | | | | | | | | | | |
| VM2274A0 | BOCCOLA SCANALATA CORTA | 1.000 | PZ | | | | | | | | | | | | | | | | | | |
| | | | K0B1126AR | BAKERTOP MM RIGHT DOOR LOWER BEAM KIT | <table border="1"> <thead> <tr> <th>Code</th> <th>Description</th> <th>Qty</th> <th>UOM</th> </tr> </thead> <tbody> <tr> <td>0B1126A1</td> <td>TRAVERSO INFERIORE PORTA 860 M</td> <td>1.000</td> <td>PZ</td> </tr> <tr> <td>RC1200A0</td> <td>MOLLA A COMPRESSIO NE De4 Di0.5 H24</td> <td>2.000</td> <td>PZ</td> </tr> </tbody> </table> | Code | Description | Qty | UOM | 0B1126A1 | TRAVERSO INFERIORE PORTA 860 M | 1.000 | PZ | RC1200A0 | MOLLA A COMPRESSIO NE De4 Di0.5 H24 | 2.000 | PZ | | | | |
| Code | Description | Qty | UOM | | | | | | | | | | | | | | | | | | |
| 0B1126A1 | TRAVERSO INFERIORE PORTA 860 M | 1.000 | PZ | | | | | | | | | | | | | | | | | | |
| RC1200A0 | MOLLA A COMPRESSIO NE De4 Di0.5 H24 | 2.000 | PZ | | | | | | | | | | | | | | | | | | |


| COMPONENT | | | SPARE PART | | | | | | | | | | | | | | | | | | | | | | | | | | | | | | | | | | | | | | | | | | |
|-----------|--|--|------------|---|---|------|-------------|--------------------------------------|-------|----------|---|--|-------|----------|-----------------------|---|-------|----------|----------------------------------|-----------------------|-------|----------|--------------------------|----------------------------------|-------|----------|--------------------------|--|-------|----------|--|--|-------|----------|--|-------------------------------|-------|----------|-------------------------------|-------|----|----------|---|-------|----|
| Code | Description | Image | Code | Description | Kit components | | | | | | | | | | | | | | | | | | | | | | | | | | | | | | | | | | | | | | | | |
| VM2274A | BOCCOLA SCANALATA CORTA |  | K0B1126AR | BAKERTOP MM RIGHT DOOR LOWER BEAM KIT | <table border="1"> <thead> <tr> <th>Code</th> <th>Description</th> <th>Qty</th> <th>UOM</th> </tr> </thead> <tbody> <tr> <td>VI1220A1</td> <td>VITE AUTOFIL. 4.2X11 TCS+ MARUTEX</td> <td>1.000</td> <td>PZ</td> </tr> <tr> <td>VI1996A0</td> <td>VITE M5x35 TCEI ZN</td> <td>7.000</td> <td>PZ</td> </tr> <tr> <td>VM1794A0</td> <td>FASCETTA 430X4.8 PA66 NERA</td> <td>2.000</td> <td>PZ</td> </tr> <tr> <td>VM2259A1</td> <td>TAPPO INF SX PORTA S6</td> <td>1.000</td> <td>PZ</td> </tr> <tr> <td>VM2261A1</td> <td>TAPPO INF DX PORTA MM</td> <td>1.000</td> <td>PZ</td> </tr> <tr> <td>VM2267A1</td> <td>CORSOIO SISTEMA FERMA VETRO INT</td> <td>1.000</td> <td>PZ</td> </tr> <tr> <td>VM2269A0</td> <td>TAPPO SISTEMA FERMA VETRO INT</td> <td>1.000</td> <td>PZ</td> </tr> <tr> <td>VM2274A0</td> <td>BOCCOLA SCANALATA CORTA</td> <td>1.000</td> <td>PZ</td> </tr> <tr> <td>VM2305A0</td> <td>NOTTOLINO FISSAGGIO TAPPI PORTE MM</td> <td>7.000</td> <td>PZ</td> </tr> </tbody> </table> | Code | Description | Qty | UOM | VI1220A1 | VITE AUTOFIL. 4.2X11 TCS+ MARUTEX | 1.000 | PZ | VI1996A0 | VITE M5x35 TCEI ZN | 7.000 | PZ | VM1794A0 | FASCETTA 430X4.8 PA66 NERA | 2.000 | PZ | VM2259A1 | TAPPO INF SX PORTA S6 | 1.000 | PZ | VM2261A1 | TAPPO INF DX PORTA MM | 1.000 | PZ | VM2267A1 | CORSOIO SISTEMA FERMA VETRO INT | 1.000 | PZ | VM2269A0 | TAPPO SISTEMA FERMA VETRO INT | 1.000 | PZ | VM2274A0 | BOCCOLA SCANALATA CORTA | 1.000 | PZ | VM2305A0 | NOTTOLINO FISSAGGIO TAPPI PORTE MM | 7.000 | PZ |
| | | | Code | Description | Qty | UOM | | | | | | | | | | | | | | | | | | | | | | | | | | | | | | | | | | | | | | | |
| VI1220A1 | VITE AUTOFIL. 4.2X11 TCS+ MARUTEX | 1.000 | PZ | | | | | | | | | | | | | | | | | | | | | | | | | | | | | | | | | | | | | | | | | | |
| VI1996A0 | VITE M5x35 TCEI ZN | 7.000 | PZ | | | | | | | | | | | | | | | | | | | | | | | | | | | | | | | | | | | | | | | | | | |
| VM1794A0 | FASCETTA 430X4.8 PA66 NERA | 2.000 | PZ | | | | | | | | | | | | | | | | | | | | | | | | | | | | | | | | | | | | | | | | | | |
| VM2259A1 | TAPPO INF SX PORTA S6 | 1.000 | PZ | | | | | | | | | | | | | | | | | | | | | | | | | | | | | | | | | | | | | | | | | | |
| VM2261A1 | TAPPO INF DX PORTA MM | 1.000 | PZ | | | | | | | | | | | | | | | | | | | | | | | | | | | | | | | | | | | | | | | | | | |
| VM2267A1 | CORSOIO SISTEMA FERMA VETRO INT | 1.000 | PZ | | | | | | | | | | | | | | | | | | | | | | | | | | | | | | | | | | | | | | | | | | |
| VM2269A0 | TAPPO SISTEMA FERMA VETRO INT | 1.000 | PZ | | | | | | | | | | | | | | | | | | | | | | | | | | | | | | | | | | | | | | | | | | |
| VM2274A0 | BOCCOLA SCANALATA CORTA | 1.000 | PZ | | | | | | | | | | | | | | | | | | | | | | | | | | | | | | | | | | | | | | | | | | |
| VM2305A0 | NOTTOLINO FISSAGGIO TAPPI PORTE MM | 7.000 | PZ | | | | | | | | | | | | | | | | | | | | | | | | | | | | | | | | | | | | | | | | | | |
| K0B1126AL | EU AND 2/1 MM LEFT DOOR LOWER BEAM KIT | <table border="1"> <thead> <tr> <th>Code</th> <th>Description</th> <th>Qty</th> <th>UOM</th> </tr> </thead> <tbody> <tr> <td>OB1126A1</td> <td>TRAVERSO INFERIORE PORTA 860 M</td> <td>1.000</td> <td>PZ</td> </tr> <tr> <td>RC1200A0</td> <td>MOLLA A COMPRESSIO NE De4 D10.5 H24</td> <td>2.000</td> <td>PZ</td> </tr> <tr> <td>VI1220A1</td> <td>VITE AUTOFIL. 4.2X11 TCS+ MARUTEX</td> <td>1.000</td> <td>PZ</td> </tr> <tr> <td>VI1996A0</td> <td>VITE M5x35 TCEI ZN</td> <td>7.000</td> <td>PZ</td> </tr> <tr> <td>VM1794A0</td> <td>FASCETTA 430X4.8 PA66 NERA</td> <td>2.000</td> <td>PZ</td> </tr> <tr> <td>VM2267A1</td> <td>CORSOIO SISTEMA FERMA VETRO INT</td> <td>1.000</td> <td>PZ</td> </tr> <tr> <td>VM2269A0</td> <td>TAPPO SISTEMA FERMA VETRO INT</td> <td>1.000</td> <td>PZ</td> </tr> <tr> <td>VM2274A0</td> <td>BOCCOLA SCANALATA CORTA</td> <td>1.000</td> <td>PZ</td> </tr> </tbody> </table> | Code | Description | Qty | UOM | OB1126A1 | TRAVERSO INFERIORE PORTA 860 M | 1.000 | PZ | RC1200A0 | MOLLA A COMPRESSIO NE De4 D10.5 H24 | 2.000 | PZ | VI1220A1 | VITE AUTOFIL. 4.2X11 TCS+ MARUTEX | 1.000 | PZ | VI1996A0 | VITE M5x35 TCEI ZN | 7.000 | PZ | VM1794A0 | FASCETTA 430X4.8 PA66 NERA | 2.000 | PZ | VM2267A1 | CORSOIO SISTEMA FERMA VETRO INT | 1.000 | PZ | VM2269A0 | TAPPO SISTEMA FERMA VETRO INT | 1.000 | PZ | VM2274A0 | BOCCOLA SCANALATA CORTA | 1.000 | PZ | | | | | | | |
| Code | Description | Qty | UOM | | | | | | | | | | | | | | | | | | | | | | | | | | | | | | | | | | | | | | | | | | |
| OB1126A1 | TRAVERSO INFERIORE PORTA 860 M | 1.000 | PZ | | | | | | | | | | | | | | | | | | | | | | | | | | | | | | | | | | | | | | | | | | |
| RC1200A0 | MOLLA A COMPRESSIO NE De4 D10.5 H24 | 2.000 | PZ | | | | | | | | | | | | | | | | | | | | | | | | | | | | | | | | | | | | | | | | | | |
| VI1220A1 | VITE AUTOFIL. 4.2X11 TCS+ MARUTEX | 1.000 | PZ | | | | | | | | | | | | | | | | | | | | | | | | | | | | | | | | | | | | | | | | | | |
| VI1996A0 | VITE M5x35 TCEI ZN | 7.000 | PZ | | | | | | | | | | | | | | | | | | | | | | | | | | | | | | | | | | | | | | | | | | |
| VM1794A0 | FASCETTA 430X4.8 PA66 NERA | 2.000 | PZ | | | | | | | | | | | | | | | | | | | | | | | | | | | | | | | | | | | | | | | | | | |
| VM2267A1 | CORSOIO SISTEMA FERMA VETRO INT | 1.000 | PZ | | | | | | | | | | | | | | | | | | | | | | | | | | | | | | | | | | | | | | | | | | |
| VM2269A0 | TAPPO SISTEMA FERMA VETRO INT | 1.000 | PZ | | | | | | | | | | | | | | | | | | | | | | | | | | | | | | | | | | | | | | | | | | |
| VM2274A0 | BOCCOLA SCANALATA CORTA | 1.000 | PZ | | | | | | | | | | | | | | | | | | | | | | | | | | | | | | | | | | | | | | | | | | |


| COMPONENT | | | SPARE PART | | | | | | | | | | | | | | | | | | | | | | | | | | | | | | | | | | | | | | | | | | | |
|-----------|--|---|------------|--|---|------|-------------|---------------------------------------|-------|----------|---|--|-------|----------|----------------------------------|---|-------|----------|----------------------------------|-----------------------|-------|----|----------|--------------------------|-------|----|----------|--------------------------|-------|----|----------|--|-------|----|----------|--|-------|----|----------|-------------------------------|-------|----|----------|---|-------|----|
| Code | Description | Image | Code | Description | Kit components | | | | | | | | | | | | | | | | | | | | | | | | | | | | | | | | | | | | | | | | | |
| VM2274A | BOCCOLA SCANALATA CORTA |  | K0B1126AL | EU AND 2/1 MM LEFT DOOR LOWER BEAM KIT | <table border="1"> <thead> <tr> <th>Code</th> <th>Description</th> <th>Qty</th> <th>UOM</th> </tr> </thead> <tbody> <tr> <td>VM2305A0</td> <td>NOTTOLINO FISSAGGIO TAPPI PORTE MM</td> <td>7.000</td> <td>PZ</td> </tr> <tr> <td>VM2384A0</td> <td>TAPPO INF DX PORTA MM LEFT</td> <td>1.000</td> <td>PZ</td> </tr> <tr> <td>VM2386A1</td> <td>TAPPO INF SX PORTA MM LEFT</td> <td>1.000</td> <td>PZ</td> </tr> </tbody> </table> | Code | Description | Qty | UOM | VM2305A0 | NOTTOLINO FISSAGGIO TAPPI PORTE MM | 7.000 | PZ | VM2384A0 | TAPPO INF DX PORTA MM LEFT | 1.000 | PZ | VM2386A1 | TAPPO INF SX PORTA MM LEFT | 1.000 | PZ | | | | | | | | | | | | | | | | | | | | | | | | | |
| | | | Code | Description | Qty | UOM | | | | | | | | | | | | | | | | | | | | | | | | | | | | | | | | | | | | | | | | |
| | | | VM2305A0 | NOTTOLINO FISSAGGIO TAPPI PORTE MM | 7.000 | PZ | | | | | | | | | | | | | | | | | | | | | | | | | | | | | | | | | | | | | | | | |
| VM2384A0 | TAPPO INF DX PORTA MM LEFT | 1.000 | PZ | | | | | | | | | | | | | | | | | | | | | | | | | | | | | | | | | | | | | | | | | | | |
| VM2386A1 | TAPPO INF SX PORTA MM LEFT | 1.000 | PZ | | | | | | | | | | | | | | | | | | | | | | | | | | | | | | | | | | | | | | | | | | | |
| K0B1122AR | CHEFTOP MM RIGHT DOOR LOWER BEAM KIT | <table border="1"> <thead> <tr> <th>Code</th> <th>Description</th> <th>Qty</th> <th>UOM</th> </tr> </thead> <tbody> <tr> <td>0B1122A1</td> <td>TRAVERSO INFERIORE PORTA 750 S6</td> <td>1.000</td> <td>PZ</td> </tr> <tr> <td>RC1200A0</td> <td>MOLLA A COMPRESSIO NE De4 Di0.5 H24</td> <td>2.000</td> <td>PZ</td> </tr> <tr> <td>VI1220A1</td> <td>VITE AUTOFIL. 4.2X11 TCS+ MARUTEX</td> <td>1.000</td> <td>PZ</td> </tr> <tr> <td>VI1996A0</td> <td>VITE M5x35 TCEI ZN</td> <td>7.000</td> <td>PZ</td> </tr> <tr> <td>VM2259A1</td> <td>TAPPO INF SX PORTA S6</td> <td>1.000</td> <td>PZ</td> </tr> <tr> <td>VM2261A1</td> <td>TAPPO INF DX PORTA MM</td> <td>1.000</td> <td>PZ</td> </tr> <tr> <td>VM2267A1</td> <td>CORSOIO SISTEMA FERMA VETRO INT</td> <td>1.000</td> <td>PZ</td> </tr> <tr> <td>VM2269A0</td> <td>TAPPO SISTEMA FERMA VETRO INT</td> <td>1.000</td> <td>PZ</td> </tr> <tr> <td>VM2274A0</td> <td>BOCCOLA SCANALATA CORTA</td> <td>1.000</td> <td>PZ</td> </tr> <tr> <td>VM2305A0</td> <td>NOTTOLINO FISSAGGIO TAPPI PORTE MM</td> <td>7.000</td> <td>PZ</td> </tr> </tbody> </table> | Code | Description | Qty | UOM | 0B1122A1 | TRAVERSO INFERIORE PORTA 750 S6 | 1.000 | PZ | RC1200A0 | MOLLA A COMPRESSIO NE De4 Di0.5 H24 | 2.000 | PZ | VI1220A1 | VITE AUTOFIL. 4.2X11 TCS+ MARUTEX | 1.000 | PZ | VI1996A0 | VITE M5x35 TCEI ZN | 7.000 | PZ | VM2259A1 | TAPPO INF SX PORTA S6 | 1.000 | PZ | VM2261A1 | TAPPO INF DX PORTA MM | 1.000 | PZ | VM2267A1 | CORSOIO SISTEMA FERMA VETRO INT | 1.000 | PZ | VM2269A0 | TAPPO SISTEMA FERMA VETRO INT | 1.000 | PZ | VM2274A0 | BOCCOLA SCANALATA CORTA | 1.000 | PZ | VM2305A0 | NOTTOLINO FISSAGGIO TAPPI PORTE MM | 7.000 | PZ |
| Code | Description | Qty | UOM | | | | | | | | | | | | | | | | | | | | | | | | | | | | | | | | | | | | | | | | | | | |
| 0B1122A1 | TRAVERSO INFERIORE PORTA 750 S6 | 1.000 | PZ | | | | | | | | | | | | | | | | | | | | | | | | | | | | | | | | | | | | | | | | | | | |
| RC1200A0 | MOLLA A COMPRESSIO NE De4 Di0.5 H24 | 2.000 | PZ | | | | | | | | | | | | | | | | | | | | | | | | | | | | | | | | | | | | | | | | | | | |
| VI1220A1 | VITE AUTOFIL. 4.2X11 TCS+ MARUTEX | 1.000 | PZ | | | | | | | | | | | | | | | | | | | | | | | | | | | | | | | | | | | | | | | | | | | |
| VI1996A0 | VITE M5x35 TCEI ZN | 7.000 | PZ | | | | | | | | | | | | | | | | | | | | | | | | | | | | | | | | | | | | | | | | | | | |
| VM2259A1 | TAPPO INF SX PORTA S6 | 1.000 | PZ | | | | | | | | | | | | | | | | | | | | | | | | | | | | | | | | | | | | | | | | | | | |
| VM2261A1 | TAPPO INF DX PORTA MM | 1.000 | PZ | | | | | | | | | | | | | | | | | | | | | | | | | | | | | | | | | | | | | | | | | | | |
| VM2267A1 | CORSOIO SISTEMA FERMA VETRO INT | 1.000 | PZ | | | | | | | | | | | | | | | | | | | | | | | | | | | | | | | | | | | | | | | | | | | |
| VM2269A0 | TAPPO SISTEMA FERMA VETRO INT | 1.000 | PZ | | | | | | | | | | | | | | | | | | | | | | | | | | | | | | | | | | | | | | | | | | | |
| VM2274A0 | BOCCOLA SCANALATA CORTA | 1.000 | PZ | | | | | | | | | | | | | | | | | | | | | | | | | | | | | | | | | | | | | | | | | | | |
| VM2305A0 | NOTTOLINO FISSAGGIO TAPPI PORTE MM | 7.000 | PZ | | | | | | | | | | | | | | | | | | | | | | | | | | | | | | | | | | | | | | | | | | | |
| K0B1122AL | CHEFTOP MM LEFT DOOR LOWER BEAM KIT | <table border="1"> <thead> <tr> <th>Code</th> <th>Description</th> <th>Qty</th> <th>UOM</th> </tr> </thead> <tbody> <tr> <td>0B1122A1</td> <td>TRAVERSO INFERIORE PORTA 750 S6</td> <td>1.000</td> <td>PZ</td> </tr> <tr> <td>RC1200A0</td> <td>MOLLA A COMPRESSIO NE De4 Di0.5 H24</td> <td>2.000</td> <td>PZ</td> </tr> <tr> <td>VI1220A1</td> <td>VITE AUTOFIL. 4.2X11 TCS+ MARUTEX</td> <td>1.000</td> <td>PZ</td> </tr> </tbody> </table> | Code | Description | Qty | UOM | 0B1122A1 | TRAVERSO INFERIORE PORTA 750 S6 | 1.000 | PZ | RC1200A0 | MOLLA A COMPRESSIO NE De4 Di0.5 H24 | 2.000 | PZ | VI1220A1 | VITE AUTOFIL. 4.2X11 TCS+ MARUTEX | 1.000 | PZ | | | | | | | | | | | | | | | | | | | | | | | | | | | | |
| Code | Description | Qty | UOM | | | | | | | | | | | | | | | | | | | | | | | | | | | | | | | | | | | | | | | | | | | |
| 0B1122A1 | TRAVERSO INFERIORE PORTA 750 S6 | 1.000 | PZ | | | | | | | | | | | | | | | | | | | | | | | | | | | | | | | | | | | | | | | | | | | |
| RC1200A0 | MOLLA A COMPRESSIO NE De4 Di0.5 H24 | 2.000 | PZ | | | | | | | | | | | | | | | | | | | | | | | | | | | | | | | | | | | | | | | | | | | |
| VI1220A1 | VITE AUTOFIL. 4.2X11 TCS+ MARUTEX | 1.000 | PZ | | | | | | | | | | | | | | | | | | | | | | | | | | | | | | | | | | | | | | | | | | | |


| COMPONENT | | | SPARE PART | | | | | | | | | | | | | | | | | | | | | | | | | | | | | | | | | | | | | | |
|-----------|---|---|------------|---|--|---|-------------|-----|-----|----------|---|-------|----|----------|----------------------------------|-------|----|----------|--|-------|----|----------|--|-------|----|----------|-------------------------------|-------|----|----------|---|-------|----|----------|----------------------------------|-------|----|----------|----------------------------------|-------|----|
| Code | Description | Image | Code | Description | Kit components | | | | | | | | | | | | | | | | | | | | | | | | | | | | | | | | | | | | |
| VM2274A | BOCCOLA SCANALATA CORTA |  | K0B1122AL | CHEFTOP MM LEFT DOOR LOWER BEAM KIT | <table border="1"> <thead> <tr> <th>Code</th> <th>Description</th> <th>Qty</th> <th>UOM</th> </tr> </thead> <tbody> <tr> <td>VI1996A0</td> <td>VITE M5x35 TCEI ZN</td> <td>7.000</td> <td>PZ</td> </tr> <tr> <td>VM1794A0</td> <td>FASCETTA 430X4.8 PA66 NERA</td> <td>2.000</td> <td>PZ</td> </tr> <tr> <td>VM2267A1</td> <td>CORSOIO SISTEMA FERMA VETRO INT</td> <td>1.000</td> <td>PZ</td> </tr> <tr> <td>VM2269A0</td> <td>TAPPO SISTEMA FERMA VETRO INT</td> <td>1.000</td> <td>PZ</td> </tr> <tr> <td>VM2274A0</td> <td>BOCCOLA SCANALATA CORTA</td> <td>1.000</td> <td>PZ</td> </tr> <tr> <td>VM2305A0</td> <td>NOTTOLINO FISSAGGIO TAPPI PORTE MM</td> <td>7.000</td> <td>PZ</td> </tr> <tr> <td>VM2384A0</td> <td>TAPPO INF DX PORTA MM LEFT</td> <td>1.000</td> <td>PZ</td> </tr> <tr> <td>VM2386A1</td> <td>TAPPO INF SX PORTA MM LEFT</td> <td>1.000</td> <td>PZ</td> </tr> </tbody> </table> | Code | Description | Qty | UOM | VI1996A0 | VITE M5x35 TCEI ZN | 7.000 | PZ | VM1794A0 | FASCETTA 430X4.8 PA66 NERA | 2.000 | PZ | VM2267A1 | CORSOIO SISTEMA FERMA VETRO INT | 1.000 | PZ | VM2269A0 | TAPPO SISTEMA FERMA VETRO INT | 1.000 | PZ | VM2274A0 | BOCCOLA SCANALATA CORTA | 1.000 | PZ | VM2305A0 | NOTTOLINO FISSAGGIO TAPPI PORTE MM | 7.000 | PZ | VM2384A0 | TAPPO INF DX PORTA MM LEFT | 1.000 | PZ | VM2386A1 | TAPPO INF SX PORTA MM LEFT | 1.000 | PZ |
| | | | | | Code | Description | Qty | UOM | | | | | | | | | | | | | | | | | | | | | | | | | | | | | | | | | |
| | | | | | VI1996A0 | VITE M5x35 TCEI ZN | 7.000 | PZ | | | | | | | | | | | | | | | | | | | | | | | | | | | | | | | | | |
| | | | | | VM1794A0 | FASCETTA 430X4.8 PA66 NERA | 2.000 | PZ | | | | | | | | | | | | | | | | | | | | | | | | | | | | | | | | | |
| | | | | | VM2267A1 | CORSOIO SISTEMA FERMA VETRO INT | 1.000 | PZ | | | | | | | | | | | | | | | | | | | | | | | | | | | | | | | | | |
| | | | | | VM2269A0 | TAPPO SISTEMA FERMA VETRO INT | 1.000 | PZ | | | | | | | | | | | | | | | | | | | | | | | | | | | | | | | | | |
| | | | | | VM2274A0 | BOCCOLA SCANALATA CORTA | 1.000 | PZ | | | | | | | | | | | | | | | | | | | | | | | | | | | | | | | | | |
| | | | | | VM2305A0 | NOTTOLINO FISSAGGIO TAPPI PORTE MM | 7.000 | PZ | | | | | | | | | | | | | | | | | | | | | | | | | | | | | | | | | |
| | | | | | VM2384A0 | TAPPO INF DX PORTA MM LEFT | 1.000 | PZ | | | | | | | | | | | | | | | | | | | | | | | | | | | | | | | | | |
| VM2386A1 | TAPPO INF SX PORTA MM LEFT | 1.000 | PZ | | | | | | | | | | | | | | | | | | | | | | | | | | | | | | | | | | | | | | |
| VM2275A | BOCCOLA LISCIA CORTA |  | KVM2275A | SMOOTH PIN BUSHING KIT | <table border="1"> <thead> <tr> <th>Code</th> <th>Description</th> <th>Qty</th> <th>UOM</th> </tr> </thead> <tbody> <tr> <td>VM2275A0</td> <td>BOCCOLA LISCIA CORTA</td> <td>1.000</td> <td>PZ</td> </tr> </tbody> </table> | Code | Description | Qty | UOM | VM2275A0 | BOCCOLA LISCIA CORTA | 1.000 | PZ | | | | | | | | | | | | | | | | | | | | | | | | | | | | |
| | | | | | Code | Description | Qty | UOM | | | | | | | | | | | | | | | | | | | | | | | | | | | | | | | | | |
| VM2275A0 | BOCCOLA LISCIA CORTA | 1.000 | PZ | | | | | | | | | | | | | | | | | | | | | | | | | | | | | | | | | | | | | | |
| VM2512A | BATTUTA SOFT MICRO PORTA BAKERLUX SP |  | KVM2512A | BL SP DOOR-MICROSWITC H SOFT CLOSING KI | <table border="1"> <thead> <tr> <th>Code</th> <th>Description</th> <th>Qty</th> <th>UOM</th> </tr> </thead> <tbody> <tr> <td>VM2512A0</td> <td>BATTUTA SOFT MICRO PORTA BAKERLUX SP</td> <td>1.000</td> <td>PZ</td> </tr> </tbody> </table> | Code | Description | Qty | UOM | VM2512A0 | BATTUTA SOFT MICRO PORTA BAKERLUX SP | 1.000 | PZ | | | | | | | | | | | | | | | | | | | | | | | | | | | | |
| | | | | | Code | Description | Qty | UOM | | | | | | | | | | | | | | | | | | | | | | | | | | | | | | | | | |
| VM2512A0 | BATTUTA SOFT MICRO PORTA BAKERLUX SP | 1.000 | PZ | | | | | | | | | | | | | | | | | | | | | | | | | | | | | | | | | | | | | | |


| COMPONENT | | | SPARE PART | | | | | | | | | | | | | | | | | | | | | | | | | | | | | | | | | | |
|-----------|--|--|------------|---|--|------|-------------|-----|-----|----------|---|-------|----|----------|---|-------|----|----------|--|-------|----|----------|---|-------|----|----------|--|-------|----|----------|---------------------------------|-------|----|----------|---------------------------------|-------|----|
| Code | Description | Image | Code | Description | Kit components | | | | | | | | | | | | | | | | | | | | | | | | | | | | | | | | |
| VM2549A | OCCHIELLO MOLLA MANIGLIA PORTA LANCIO SP |  | KVM2548A | PUSH-TO-CLOSE DOOR INT PIPE GUIDE KIT | <table border="1"> <thead> <tr> <th>Code</th> <th>Description</th> <th>Qty</th> <th>UOM</th> </tr> </thead> <tbody> <tr> <td>ML1006A0</td> <td>MOLLA A TRAZIONE L.21 De7 Df1 INOX</td> <td>2.000</td> <td>PZ</td> </tr> <tr> <td>VM2548A1</td> <td>GUIDA TUBO INTERNO PORTA LANCIO SP</td> <td>1.000</td> <td>PZ</td> </tr> <tr> <td>VM2549A0</td> <td>OCCHIELLO MOLLA MANIGLIA PORTA LANCIO SP</td> <td>2.000</td> <td>PZ</td> </tr> </tbody> </table> | Code | Description | Qty | UOM | ML1006A0 | MOLLA A TRAZIONE L.21 De7 Df1 INOX | 2.000 | PZ | VM2548A1 | GUIDA TUBO INTERNO PORTA LANCIO SP | 1.000 | PZ | VM2549A0 | OCCHIELLO MOLLA MANIGLIA PORTA LANCIO SP | 2.000 | PZ | | | | | | | | | | | | | | | | |
| Code | Description | Qty | UOM | | | | | | | | | | | | | | | | | | | | | | | | | | | | | | | | | | |
| ML1006A0 | MOLLA A TRAZIONE L.21 De7 Df1 INOX | 2.000 | PZ | | | | | | | | | | | | | | | | | | | | | | | | | | | | | | | | | | |
| VM2548A1 | GUIDA TUBO INTERNO PORTA LANCIO SP | 1.000 | PZ | | | | | | | | | | | | | | | | | | | | | | | | | | | | | | | | | | |
| VM2549A0 | OCCHIELLO MOLLA MANIGLIA PORTA LANCIO SP | 2.000 | PZ | | | | | | | | | | | | | | | | | | | | | | | | | | | | | | | | | | |
| VT1222A | VETRO EST NERO SER VITTORIA SP 557x619x4 |  | KVT1222A | VITTORIA BL SPRO EXT BLACK GLASS KIT | <table border="1"> <thead> <tr> <th>Code</th> <th>Description</th> <th>Qty</th> <th>UOM</th> </tr> </thead> <tbody> <tr> <td>0B0388A0</td> <td>PROFILO SUPPORTO VETRO EST VIT SP</td> <td>2.000</td> <td>PZ</td> </tr> <tr> <td>SL1187A1</td> <td>SILICONE VETRO EXT VIT SP</td> <td>2.000</td> <td>PZ</td> </tr> <tr> <td>VI1220A1</td> <td>VITE AUTOFIL. 4.2X11 TCS+ MARUTEX</td> <td>8.000</td> <td>PZ</td> </tr> <tr> <td>VT1222A0</td> <td>VETRO EST NERO SER VITTORIA SP 557x619x4</td> <td>1.000</td> <td>PZ</td> </tr> </tbody> </table> | Code | Description | Qty | UOM | 0B0388A0 | PROFILO SUPPORTO VETRO EST VIT SP | 2.000 | PZ | SL1187A1 | SILICONE VETRO EXT VIT SP | 2.000 | PZ | VI1220A1 | VITE AUTOFIL. 4.2X11 TCS+ MARUTEX | 8.000 | PZ | VT1222A0 | VETRO EST NERO SER VITTORIA SP 557x619x4 | 1.000 | PZ | | | | | | | | | | | | |
| Code | Description | Qty | UOM | | | | | | | | | | | | | | | | | | | | | | | | | | | | | | | | | | |
| 0B0388A0 | PROFILO SUPPORTO VETRO EST VIT SP | 2.000 | PZ | | | | | | | | | | | | | | | | | | | | | | | | | | | | | | | | | | |
| SL1187A1 | SILICONE VETRO EXT VIT SP | 2.000 | PZ | | | | | | | | | | | | | | | | | | | | | | | | | | | | | | | | | | |
| VI1220A1 | VITE AUTOFIL. 4.2X11 TCS+ MARUTEX | 8.000 | PZ | | | | | | | | | | | | | | | | | | | | | | | | | | | | | | | | | | |
| VT1222A0 | VETRO EST NERO SER VITTORIA SP 557x619x4 | 1.000 | PZ | | | | | | | | | | | | | | | | | | | | | | | | | | | | | | | | | | |
| | | | KDR1563A | GO-LED-MT VITTORIA LEFT EXT DOOR KIT | <table border="1"> <thead> <tr> <th>Code</th> <th>Description</th> <th>Qty</th> <th>UOM</th> </tr> </thead> <tbody> <tr> <td>0B1319A0</td> <td>COLONNINA EST DX LEFT VIT SP</td> <td>1.000</td> <td>PZ</td> </tr> <tr> <td>0B1320A0</td> <td>COLONNINA INT DX LEFT VIT SP</td> <td>1.000</td> <td>PZ</td> </tr> <tr> <td>0B1362A0</td> <td>COLONNINA EST DX RIGHT LANCIO VITT S</td> <td>1.000</td> <td>PZ</td> </tr> <tr> <td>0B1363A0</td> <td>COLONNINA INT DX RIGHT LANCIO VITT S</td> <td>1.000</td> <td>PZ</td> </tr> <tr> <td>ML1005A0</td> <td>MOLLA A COMPRESSIO NE DE5 DF0.6 H18</td> <td>2.000</td> <td>PZ</td> </tr> <tr> <td>SL1187A1</td> <td>SILICONE VETRO EXT VIT SP</td> <td>2.000</td> <td>PZ</td> </tr> <tr> <td>TB1563A0</td> <td>TUBO TRAVERSO PORTA SP800</td> <td>2.000</td> <td>PZ</td> </tr> </tbody> </table> | Code | Description | Qty | UOM | 0B1319A0 | COLONNINA EST DX LEFT VIT SP | 1.000 | PZ | 0B1320A0 | COLONNINA INT DX LEFT VIT SP | 1.000 | PZ | 0B1362A0 | COLONNINA EST DX RIGHT LANCIO VITT S | 1.000 | PZ | 0B1363A0 | COLONNINA INT DX RIGHT LANCIO VITT S | 1.000 | PZ | ML1005A0 | MOLLA A COMPRESSIO NE DE5 DF0.6 H18 | 2.000 | PZ | SL1187A1 | SILICONE VETRO EXT VIT SP | 2.000 | PZ | TB1563A0 | TUBO TRAVERSO PORTA SP800 | 2.000 | PZ |
| Code | Description | Qty | UOM | | | | | | | | | | | | | | | | | | | | | | | | | | | | | | | | | | |
| 0B1319A0 | COLONNINA EST DX LEFT VIT SP | 1.000 | PZ | | | | | | | | | | | | | | | | | | | | | | | | | | | | | | | | | | |
| 0B1320A0 | COLONNINA INT DX LEFT VIT SP | 1.000 | PZ | | | | | | | | | | | | | | | | | | | | | | | | | | | | | | | | | | |
| 0B1362A0 | COLONNINA EST DX RIGHT LANCIO VITT S | 1.000 | PZ | | | | | | | | | | | | | | | | | | | | | | | | | | | | | | | | | | |
| 0B1363A0 | COLONNINA INT DX RIGHT LANCIO VITT S | 1.000 | PZ | | | | | | | | | | | | | | | | | | | | | | | | | | | | | | | | | | |
| ML1005A0 | MOLLA A COMPRESSIO NE DE5 DF0.6 H18 | 2.000 | PZ | | | | | | | | | | | | | | | | | | | | | | | | | | | | | | | | | | |
| SL1187A1 | SILICONE VETRO EXT VIT SP | 2.000 | PZ | | | | | | | | | | | | | | | | | | | | | | | | | | | | | | | | | | |
| TB1563A0 | TUBO TRAVERSO PORTA SP800 | 2.000 | PZ | | | | | | | | | | | | | | | | | | | | | | | | | | | | | | | | | | |


| COMPONENT | | | SPARE PART | | | | | | | | | | | | | | | | | | | | | | | | | | | | | | | | | | | | | | | | | | | | | | | | | | | | | | | | | | | | | | | | | | | | | | | |
|-----------|---|---|------------|--|---|------|-------------|-----|-----|----------|---|-------|----|----------|--|-------|----|----------|------------------------------------|-------|----|----------|-------------------------|-------|----|----------|------------------------------------|--------|----|----------|---|--------|----|----------|---------------------------------------|-------|----|----------|---------------------------------|--------|----|----------|---|-------|----|----------|---------------------------------|-------|----|----------|-------------------------------|-------|----|----------|-------------------------|-------|----|----------|--------------------------------|-------|----|----------|---|-------|----|----------|---|-------|----|----------|---|-------|----|--|
| Code | Description | Image | Code | Description | Kit components | | | | | | | | | | | | | | | | | | | | | | | | | | | | | | | | | | | | | | | | | | | | | | | | | | | | | | | | | | | | | | | | | | | | | |
| VT1222A | VETRO EST NERO SER VITTORIA SP 557x619x4 |  | KDR1563A | GO-LED-MT VITTORIA LEFT EXT DOOR KIT | <table border="1"> <thead> <tr> <th>Code</th> <th>Description</th> <th>Qty</th> <th>UOM</th> </tr> </thead> <tbody> <tr> <td>TB1723A1</td> <td>TUBO RINVIO VIT COMPLETO LANCIO SP</td> <td>1.000</td> <td>PZ</td> </tr> <tr> <td>TB3305A0</td> <td>TUBO MANIGLIA BANDIERA VIT SP</td> <td>1.000</td> <td>PZ</td> </tr> <tr> <td>VI1014A0</td> <td>RONDELLA PIANA 4.5X9X0.8 INO</td> <td>2.000</td> <td>PZ</td> </tr> <tr> <td>VI1024A0</td> <td>VITE M4X12 TCB+ INOX</td> <td>2.000</td> <td>PZ</td> </tr> <tr> <td>VI1174A0</td> <td>VITE 5X20 PER PLASTICA ZN-NI</td> <td>14.000</td> <td>PZ</td> </tr> <tr> <td>VI1220A1</td> <td>VITE AUTOFIL. 4.2X11 TCS+ MARUTEX</td> <td>18.000</td> <td>PZ</td> </tr> <tr> <td>VI1716A0</td> <td>INSERTO FILETTATO M4 FTT/C INOX</td> <td>2.000</td> <td>PZ</td> </tr> <tr> <td>VI1930A1</td> <td>VITE 5X20 TRUCIOLARE INOX</td> <td>10.000</td> <td>PZ</td> </tr> <tr> <td>VI1998A0</td> <td>VITE TRUCIOLARE 5X30 TCB ZINCATA</td> <td>2.000</td> <td>PZ</td> </tr> <tr> <td>VM1630A1</td> <td>TAPPO PREMI VETRO INTERNO</td> <td>6.000</td> <td>PZ</td> </tr> <tr> <td>VM2274A0</td> <td>BOCCOLA SCANALATA CORTA</td> <td>1.000</td> <td>PZ</td> </tr> <tr> <td>VM2275A0</td> <td>BOCCOLA LISCIA CORTA</td> <td>1.000</td> <td>PZ</td> </tr> <tr> <td>VM2456A0</td> <td>TERMINALE MANIGLIA BL SP</td> <td>2.000</td> <td>PZ</td> </tr> <tr> <td>VM2466A0</td> <td>TAPPO INFERIORE SX PORTA BANDIERA SP</td> <td>1.000</td> <td>PZ</td> </tr> <tr> <td>VM2468A0</td> <td>TAPPO SUPERIORE SX PORTA BANDIERA SP</td> <td>1.000</td> <td>PZ</td> </tr> <tr> <td>VM2470A0</td> <td>CORSOIO BLOCCA VETRO INTERNO SHOP.PRO</td> <td>2.000</td> <td>PZ</td> </tr> </tbody> </table> | Code | Description | Qty | UOM | TB1723A1 | TUBO RINVIO VIT COMPLETO LANCIO SP | 1.000 | PZ | TB3305A0 | TUBO MANIGLIA BANDIERA VIT SP | 1.000 | PZ | VI1014A0 | RONDELLA PIANA 4.5X9X0.8 INO | 2.000 | PZ | VI1024A0 | VITE M4X12 TCB+ INOX | 2.000 | PZ | VI1174A0 | VITE 5X20 PER PLASTICA ZN-NI | 14.000 | PZ | VI1220A1 | VITE AUTOFIL. 4.2X11 TCS+ MARUTEX | 18.000 | PZ | VI1716A0 | INSERTO FILETTATO M4 FTT/C INOX | 2.000 | PZ | VI1930A1 | VITE 5X20 TRUCIOLARE INOX | 10.000 | PZ | VI1998A0 | VITE TRUCIOLARE 5X30 TCB ZINCATA | 2.000 | PZ | VM1630A1 | TAPPO PREMI VETRO INTERNO | 6.000 | PZ | VM2274A0 | BOCCOLA SCANALATA CORTA | 1.000 | PZ | VM2275A0 | BOCCOLA LISCIA CORTA | 1.000 | PZ | VM2456A0 | TERMINALE MANIGLIA BL SP | 2.000 | PZ | VM2466A0 | TAPPO INFERIORE SX PORTA BANDIERA SP | 1.000 | PZ | VM2468A0 | TAPPO SUPERIORE SX PORTA BANDIERA SP | 1.000 | PZ | VM2470A0 | CORSOIO BLOCCA VETRO INTERNO SHOP.PRO | 2.000 | PZ | |
| Code | Description | Qty | UOM | | | | | | | | | | | | | | | | | | | | | | | | | | | | | | | | | | | | | | | | | | | | | | | | | | | | | | | | | | | | | | | | | | | | | | | |
| TB1723A1 | TUBO RINVIO VIT COMPLETO LANCIO SP | 1.000 | PZ | | | | | | | | | | | | | | | | | | | | | | | | | | | | | | | | | | | | | | | | | | | | | | | | | | | | | | | | | | | | | | | | | | | | | | | |
| TB3305A0 | TUBO MANIGLIA BANDIERA VIT SP | 1.000 | PZ | | | | | | | | | | | | | | | | | | | | | | | | | | | | | | | | | | | | | | | | | | | | | | | | | | | | | | | | | | | | | | | | | | | | | | | |
| VI1014A0 | RONDELLA PIANA 4.5X9X0.8 INO | 2.000 | PZ | | | | | | | | | | | | | | | | | | | | | | | | | | | | | | | | | | | | | | | | | | | | | | | | | | | | | | | | | | | | | | | | | | | | | | | |
| VI1024A0 | VITE M4X12 TCB+ INOX | 2.000 | PZ | | | | | | | | | | | | | | | | | | | | | | | | | | | | | | | | | | | | | | | | | | | | | | | | | | | | | | | | | | | | | | | | | | | | | | | |
| VI1174A0 | VITE 5X20 PER PLASTICA ZN-NI | 14.000 | PZ | | | | | | | | | | | | | | | | | | | | | | | | | | | | | | | | | | | | | | | | | | | | | | | | | | | | | | | | | | | | | | | | | | | | | | | |
| VI1220A1 | VITE AUTOFIL. 4.2X11 TCS+ MARUTEX | 18.000 | PZ | | | | | | | | | | | | | | | | | | | | | | | | | | | | | | | | | | | | | | | | | | | | | | | | | | | | | | | | | | | | | | | | | | | | | | | |
| VI1716A0 | INSERTO FILETTATO M4 FTT/C INOX | 2.000 | PZ | | | | | | | | | | | | | | | | | | | | | | | | | | | | | | | | | | | | | | | | | | | | | | | | | | | | | | | | | | | | | | | | | | | | | | | |
| VI1930A1 | VITE 5X20 TRUCIOLARE INOX | 10.000 | PZ | | | | | | | | | | | | | | | | | | | | | | | | | | | | | | | | | | | | | | | | | | | | | | | | | | | | | | | | | | | | | | | | | | | | | | | |
| VI1998A0 | VITE TRUCIOLARE 5X30 TCB ZINCATA | 2.000 | PZ | | | | | | | | | | | | | | | | | | | | | | | | | | | | | | | | | | | | | | | | | | | | | | | | | | | | | | | | | | | | | | | | | | | | | | | |
| VM1630A1 | TAPPO PREMI VETRO INTERNO | 6.000 | PZ | | | | | | | | | | | | | | | | | | | | | | | | | | | | | | | | | | | | | | | | | | | | | | | | | | | | | | | | | | | | | | | | | | | | | | | |
| VM2274A0 | BOCCOLA SCANALATA CORTA | 1.000 | PZ | | | | | | | | | | | | | | | | | | | | | | | | | | | | | | | | | | | | | | | | | | | | | | | | | | | | | | | | | | | | | | | | | | | | | | | |
| VM2275A0 | BOCCOLA LISCIA CORTA | 1.000 | PZ | | | | | | | | | | | | | | | | | | | | | | | | | | | | | | | | | | | | | | | | | | | | | | | | | | | | | | | | | | | | | | | | | | | | | | | |
| VM2456A0 | TERMINALE MANIGLIA BL SP | 2.000 | PZ | | | | | | | | | | | | | | | | | | | | | | | | | | | | | | | | | | | | | | | | | | | | | | | | | | | | | | | | | | | | | | | | | | | | | | | |
| VM2466A0 | TAPPO INFERIORE SX PORTA BANDIERA SP | 1.000 | PZ | | | | | | | | | | | | | | | | | | | | | | | | | | | | | | | | | | | | | | | | | | | | | | | | | | | | | | | | | | | | | | | | | | | | | | | |
| VM2468A0 | TAPPO SUPERIORE SX PORTA BANDIERA SP | 1.000 | PZ | | | | | | | | | | | | | | | | | | | | | | | | | | | | | | | | | | | | | | | | | | | | | | | | | | | | | | | | | | | | | | | | | | | | | | | |
| VM2470A0 | CORSOIO BLOCCA VETRO INTERNO SHOP.PRO | 2.000 | PZ | | | | | | | | | | | | | | | | | | | | | | | | | | | | | | | | | | | | | | | | | | | | | | | | | | | | | | | | | | | | | | | | | | | | | | | |


| COMPONENT | | | SPARE PART | | | |
|-----------|--|---|------------|--|----------------|---|
| Code | Description | Image | Code | Description | Kit components | |
| VT1222A | VETRO EST NERO SER VITTORIA SP 557x619x4 |  | KDR1563A | GO-LED-MT VITTORIA LEFT EXT DOOR KIT | Code | Description Qty UOM |
| | | | | | VM2471A0 | SEDE INF 1.000 PZ CORSOIO BLOCCA VETRO INTERNO SP |
| | | | | | VM2472A0 | SEDE SUP 1.000 PZ CORSOIO BLOCCA VETRO INTERNO SP |
| | | | | | VM2473A0 | BLOCCA 1.000 PZ PERNO INF CERNIERA VETRO INT SP |
| | | | | | VM2474A0 | BLOCCA 1.000 PZ PERNO SUP CERNIERA VETRO INT SP |
| | | | | | VM2479A0 | SPINGIVETRO 6.000 PZ VETRO H6 BL SP |
| | | | | | VM2504A0 | PIOLINO 2.000 PZ GUIDA MOLLA CORSOIO SHOP.PRO |
| | | | | | VM2506A0 | TAPPO 1.000 PZ INFERIORE DX PORTA BANDIERA MEC SP |
| | | | | | VM2507A0 | TAPPO 1.000 PZ SUPERIORE DX PORTA BANDIERA MEC SP |
| | | | | | VM2512A0 | BATTUTA 2.000 PZ SOFT MICRO PORTA BAKERLUX SP |
| | | | | | VM2546A1 | COVER 1.000 PZ GANCIO PORTA LANCIO SP |
| | | | | | VM2548A1 | GUIDA TUBO 1.000 PZ INTERNO PORTA LANCIO SP |
| | | | | | VM2549A0 | OCCHIELLO 2.000 PZ MOLLA MANIGLIA PORTA LANCIO SP |
| | | | | | VT1222A0 | VETRO EST 1.000 PZ NERO SER VITTORIA SP 557x619x4 |


| COMPONENT | | | SPARE PART | | | | | | | | | | | | | | | | | | | | | | | | | | | | | | | | | | | | | | | | | | | | | | | | | | | | | | | | | | | | | | | | | | | | | | | | | | | |
|-----------|--|---|------------|---|---|--|------|-------------|-----|-----|----------|-------------------------------------|-------|----|----------|-------------------------------------|-------|----|----------|--|-------|----|----------|--|-------|----|----------|--|-------|----|----------|---------------------------------|-------|----|----------|---------------------------------|-------|----|----------|---|-------|----|----------|--|-------|----|----------|------------------------------------|-------|----|----------|-------------------------|-------|----|----------|------------------------------------|--------|----|----------|--|--------|----|----------|---------------------------------------|-------|----|----------|---------------------------------|--------|----|----------|---|-------|----|----------|---------------------------------|-------|----|
| Code | Description | Image | Code | Description | Kit components | | | | | | | | | | | | | | | | | | | | | | | | | | | | | | | | | | | | | | | | | | | | | | | | | | | | | | | | | | | | | | | | | | | | | | | | | |
| VT1222A | VETRO EST NERO SER VITTORIA SP 557x619x4 |  | KDR1562A | GO-LED-MT VITTORIA RIGHT EXT DOOR KIT | <table border="1"> <thead> <tr> <th>Code</th> <th>Description</th> <th>Qty</th> <th>UOM</th> </tr> </thead> <tbody> <tr> <td>0B1301A0</td> <td>COLONNINA EST SX RIGHT VIT SP</td> <td>1.000</td> <td>PZ</td> </tr> <tr> <td>0B1302A0</td> <td>COLONNINA INT SX RIGHT VIT SP</td> <td>1.000</td> <td>PZ</td> </tr> <tr> <td>0B1362A0</td> <td>COLONNINA EST DX RIGHT LANCIO VITT S</td> <td>1.000</td> <td>PZ</td> </tr> <tr> <td>0B1363A0</td> <td>COLONNINA INT DX RIGHT LANCIO VITT S</td> <td>1.000</td> <td>PZ</td> </tr> <tr> <td>ML1005A0</td> <td>MOLLA A COMPRESSIO NE DE5 DF0.6 H18</td> <td>2.000</td> <td>PZ</td> </tr> <tr> <td>SL1187A1</td> <td>SILICONE VETRO EXT VIT SP</td> <td>2.000</td> <td>PZ</td> </tr> <tr> <td>TB1563A0</td> <td>TUBO TRAVERSO PORTA SP800</td> <td>2.000</td> <td>PZ</td> </tr> <tr> <td>TB1723A1</td> <td>TUBO RINVIO VIT COMPLETO LANCIO SP</td> <td>1.000</td> <td>PZ</td> </tr> <tr> <td>TB3305A0</td> <td>TUBO MANIGLIA BANDIERA VIT SP</td> <td>1.000</td> <td>PZ</td> </tr> <tr> <td>VI1014A0</td> <td>RONDELLA PIANA 4.5X9X0.8 INO</td> <td>2.000</td> <td>PZ</td> </tr> <tr> <td>VI1024A0</td> <td>VITE M4X12 TCB+ INOX</td> <td>2.000</td> <td>PZ</td> </tr> <tr> <td>VI1174A0</td> <td>VITE 5X20 PER PLASTICA ZN-NI</td> <td>14.000</td> <td>PZ</td> </tr> <tr> <td>VI1220A1</td> <td>VITE AUTOFIL 4.2X11 TCS+ MARUTEX</td> <td>18.000</td> <td>PZ</td> </tr> <tr> <td>VI1716A0</td> <td>INSERTO FILETTATO M4 FTT/C INOX</td> <td>2.000</td> <td>PZ</td> </tr> <tr> <td>VI1930A1</td> <td>VITE 5X20 TRUCIOLARE INOX</td> <td>10.000</td> <td>PZ</td> </tr> <tr> <td>VI1998A0</td> <td>VITE TRUCIOLARE 5X30 TCB ZINCATA</td> <td>2.000</td> <td>PZ</td> </tr> <tr> <td>VM1630A1</td> <td>TAPPO PREMI VETRO INTERNO</td> <td>6.000</td> <td>PZ</td> </tr> </tbody> </table> | | Code | Description | Qty | UOM | 0B1301A0 | COLONNINA EST SX RIGHT VIT SP | 1.000 | PZ | 0B1302A0 | COLONNINA INT SX RIGHT VIT SP | 1.000 | PZ | 0B1362A0 | COLONNINA EST DX RIGHT LANCIO VITT S | 1.000 | PZ | 0B1363A0 | COLONNINA INT DX RIGHT LANCIO VITT S | 1.000 | PZ | ML1005A0 | MOLLA A COMPRESSIO NE DE5 DF0.6 H18 | 2.000 | PZ | SL1187A1 | SILICONE VETRO EXT VIT SP | 2.000 | PZ | TB1563A0 | TUBO TRAVERSO PORTA SP800 | 2.000 | PZ | TB1723A1 | TUBO RINVIO VIT COMPLETO LANCIO SP | 1.000 | PZ | TB3305A0 | TUBO MANIGLIA BANDIERA VIT SP | 1.000 | PZ | VI1014A0 | RONDELLA PIANA 4.5X9X0.8 INO | 2.000 | PZ | VI1024A0 | VITE M4X12 TCB+ INOX | 2.000 | PZ | VI1174A0 | VITE 5X20 PER PLASTICA ZN-NI | 14.000 | PZ | VI1220A1 | VITE AUTOFIL 4.2X11 TCS+ MARUTEX | 18.000 | PZ | VI1716A0 | INSERTO FILETTATO M4 FTT/C INOX | 2.000 | PZ | VI1930A1 | VITE 5X20 TRUCIOLARE INOX | 10.000 | PZ | VI1998A0 | VITE TRUCIOLARE 5X30 TCB ZINCATA | 2.000 | PZ | VM1630A1 | TAPPO PREMI VETRO INTERNO | 6.000 | PZ |
| Code | Description | Qty | UOM | | | | | | | | | | | | | | | | | | | | | | | | | | | | | | | | | | | | | | | | | | | | | | | | | | | | | | | | | | | | | | | | | | | | | | | | | | | |
| 0B1301A0 | COLONNINA EST SX RIGHT VIT SP | 1.000 | PZ | | | | | | | | | | | | | | | | | | | | | | | | | | | | | | | | | | | | | | | | | | | | | | | | | | | | | | | | | | | | | | | | | | | | | | | | | | | |
| 0B1302A0 | COLONNINA INT SX RIGHT VIT SP | 1.000 | PZ | | | | | | | | | | | | | | | | | | | | | | | | | | | | | | | | | | | | | | | | | | | | | | | | | | | | | | | | | | | | | | | | | | | | | | | | | | | |
| 0B1362A0 | COLONNINA EST DX RIGHT LANCIO VITT S | 1.000 | PZ | | | | | | | | | | | | | | | | | | | | | | | | | | | | | | | | | | | | | | | | | | | | | | | | | | | | | | | | | | | | | | | | | | | | | | | | | | | |
| 0B1363A0 | COLONNINA INT DX RIGHT LANCIO VITT S | 1.000 | PZ | | | | | | | | | | | | | | | | | | | | | | | | | | | | | | | | | | | | | | | | | | | | | | | | | | | | | | | | | | | | | | | | | | | | | | | | | | | |
| ML1005A0 | MOLLA A COMPRESSIO NE DE5 DF0.6 H18 | 2.000 | PZ | | | | | | | | | | | | | | | | | | | | | | | | | | | | | | | | | | | | | | | | | | | | | | | | | | | | | | | | | | | | | | | | | | | | | | | | | | | |
| SL1187A1 | SILICONE VETRO EXT VIT SP | 2.000 | PZ | | | | | | | | | | | | | | | | | | | | | | | | | | | | | | | | | | | | | | | | | | | | | | | | | | | | | | | | | | | | | | | | | | | | | | | | | | | |
| TB1563A0 | TUBO TRAVERSO PORTA SP800 | 2.000 | PZ | | | | | | | | | | | | | | | | | | | | | | | | | | | | | | | | | | | | | | | | | | | | | | | | | | | | | | | | | | | | | | | | | | | | | | | | | | | |
| TB1723A1 | TUBO RINVIO VIT COMPLETO LANCIO SP | 1.000 | PZ | | | | | | | | | | | | | | | | | | | | | | | | | | | | | | | | | | | | | | | | | | | | | | | | | | | | | | | | | | | | | | | | | | | | | | | | | | | |
| TB3305A0 | TUBO MANIGLIA BANDIERA VIT SP | 1.000 | PZ | | | | | | | | | | | | | | | | | | | | | | | | | | | | | | | | | | | | | | | | | | | | | | | | | | | | | | | | | | | | | | | | | | | | | | | | | | | |
| VI1014A0 | RONDELLA PIANA 4.5X9X0.8 INO | 2.000 | PZ | | | | | | | | | | | | | | | | | | | | | | | | | | | | | | | | | | | | | | | | | | | | | | | | | | | | | | | | | | | | | | | | | | | | | | | | | | | |
| VI1024A0 | VITE M4X12 TCB+ INOX | 2.000 | PZ | | | | | | | | | | | | | | | | | | | | | | | | | | | | | | | | | | | | | | | | | | | | | | | | | | | | | | | | | | | | | | | | | | | | | | | | | | | |
| VI1174A0 | VITE 5X20 PER PLASTICA ZN-NI | 14.000 | PZ | | | | | | | | | | | | | | | | | | | | | | | | | | | | | | | | | | | | | | | | | | | | | | | | | | | | | | | | | | | | | | | | | | | | | | | | | | | |
| VI1220A1 | VITE AUTOFIL 4.2X11 TCS+ MARUTEX | 18.000 | PZ | | | | | | | | | | | | | | | | | | | | | | | | | | | | | | | | | | | | | | | | | | | | | | | | | | | | | | | | | | | | | | | | | | | | | | | | | | | |
| VI1716A0 | INSERTO FILETTATO M4 FTT/C INOX | 2.000 | PZ | | | | | | | | | | | | | | | | | | | | | | | | | | | | | | | | | | | | | | | | | | | | | | | | | | | | | | | | | | | | | | | | | | | | | | | | | | | |
| VI1930A1 | VITE 5X20 TRUCIOLARE INOX | 10.000 | PZ | | | | | | | | | | | | | | | | | | | | | | | | | | | | | | | | | | | | | | | | | | | | | | | | | | | | | | | | | | | | | | | | | | | | | | | | | | | |
| VI1998A0 | VITE TRUCIOLARE 5X30 TCB ZINCATA | 2.000 | PZ | | | | | | | | | | | | | | | | | | | | | | | | | | | | | | | | | | | | | | | | | | | | | | | | | | | | | | | | | | | | | | | | | | | | | | | | | | | |
| VM1630A1 | TAPPO PREMI VETRO INTERNO | 6.000 | PZ | | | | | | | | | | | | | | | | | | | | | | | | | | | | | | | | | | | | | | | | | | | | | | | | | | | | | | | | | | | | | | | | | | | | | | | | | | | |


| COMPONENT | | | SPARE PART | | | | | |
|-----------|--|---|------------|---|----------------|--|------------|------------|
| Code | Description | Image | Code | Description | Kit components | | | |
| VT1222A | VETRO EST NERO SER VITTORIA SP 557x619x4 |  | KDR1562A | GO-LED-MT VITTORIA RIGHT EXT DOOR KIT | Code | Description | Qty | UOM |
| | | | | | VM2274A0 | BOCCOLA SCANALATA CORTA | 1.000 | PZ |
| | | | | | VM2275A0 | BOCCOLA LISCIA CORTA | 1.000 | PZ |
| | | | | | VM2456A0 | TERMINALE MANIGLIA BL SP | 2.000 | PZ |
| | | | | | VM2466A0 | TAPPO INFERIORE SX PORTA BANDIERA SP | 1.000 | PZ |
| | | | | | VM2468A0 | TAPPO SUPERIORE SX PORTA BANDIERA SP | 1.000 | PZ |
| | | | | | VM2470A0 | CORSOIO BLOCCA VETRO INTERNO SHOP.PRO | 2.000 | PZ |
| | | | | | VM2471A0 | SEDE INF CORSOIO BLOCCA VETRO INTERNO SP | 1.000 | PZ |
| | | | | | VM2472A0 | SEDE SUP CORSOIO BLOCCA VETRO INTERNO SP | 1.000 | PZ |
| | | | | | VM2473A0 | BLOCCA PERNO INF CERNIERA VETRO INT SP | 1.000 | PZ |
| | | | | | VM2474A0 | BLOCCA PERNO SUP CERNIERA VETRO INT SP | 1.000 | PZ |
| | | | | | VM2479A0 | SPINGIVETRO VETRO H6 BL SP | 6.000 | PZ |
| | | | | | VM2504A0 | PIOLINO GUIDA MOLLA CORSOIO SHOP.PRO | 2.000 | PZ |
| | | | | | VM2506A0 | TAPPO INFERIORE DX PORTA BANDIERA MEC SP | 1.000 | PZ |

| COMPONENT | | | SPARE PART | | | | | | | | | | | | | | | | | | | | | | | | | | | | | | | |
|-----------|--|--|------------|---|---|------|-------------|-------------------------------------|-------|----------|--|-------------------------------------|-------|----------|---|------------------------------------|-------|----------|---------------------------------------|------------------------------------|-------|----------|---|--|-------|----------|--|---|-------|----------|---|--|-------|----|
| Code | Description | Image | Code | Description | Kit components | | | | | | | | | | | | | | | | | | | | | | | | | | | | | |
| VT1222A | VETRO EST NERO SER VITTORIA SP 557x619x4 |  | KDR1562A | GO-LED-MT VITTORIA RIGHT EXT DOOR KIT | <table border="1"> <thead> <tr> <th>Code</th> <th>Description</th> <th>Qty</th> <th>UOM</th> </tr> </thead> <tbody> <tr> <td>VM2507A0</td> <td>TAPPO SUPERIORE DX PORTA BANDIERA MEC SP</td> <td>1.000</td> <td>PZ</td> </tr> <tr> <td>VM2512A0</td> <td>BATTUTA SOFT MICRO PORTA BAKERLUX SP</td> <td>2.000</td> <td>PZ</td> </tr> <tr> <td>VM2546A1</td> <td>COVER GANCIO PORTA LANCIO SP</td> <td>1.000</td> <td>PZ</td> </tr> <tr> <td>VM2548A1</td> <td>GUIDA TUBO INTERNO PORTA LANCIO SP</td> <td>1.000</td> <td>PZ</td> </tr> <tr> <td>VM2549A0</td> <td>OCCHIELLO MOLLA MANIGLIA PORTA LANCIO SP</td> <td>2.000</td> <td>PZ</td> </tr> <tr> <td>VT1222A0</td> <td>VETRO EST NERO SER VITTORIA SP 557x619x4</td> <td>1.000</td> <td>PZ</td> </tr> </tbody> </table> | Code | Description | Qty | UOM | VM2507A0 | TAPPO SUPERIORE DX PORTA BANDIERA MEC SP | 1.000 | PZ | VM2512A0 | BATTUTA SOFT MICRO PORTA BAKERLUX SP | 2.000 | PZ | VM2546A1 | COVER GANCIO PORTA LANCIO SP | 1.000 | PZ | VM2548A1 | GUIDA TUBO INTERNO PORTA LANCIO SP | 1.000 | PZ | VM2549A0 | OCCHIELLO MOLLA MANIGLIA PORTA LANCIO SP | 2.000 | PZ | VT1222A0 | VETRO EST NERO SER VITTORIA SP 557x619x4 | 1.000 | PZ | |
| | | | Code | Description | Qty | UOM | | | | | | | | | | | | | | | | | | | | | | | | | | | | |
| VM2507A0 | TAPPO SUPERIORE DX PORTA BANDIERA MEC SP | 1.000 | PZ | | | | | | | | | | | | | | | | | | | | | | | | | | | | | | | |
| VM2512A0 | BATTUTA SOFT MICRO PORTA BAKERLUX SP | 2.000 | PZ | | | | | | | | | | | | | | | | | | | | | | | | | | | | | | | |
| VM2546A1 | COVER GANCIO PORTA LANCIO SP | 1.000 | PZ | | | | | | | | | | | | | | | | | | | | | | | | | | | | | | | |
| VM2548A1 | GUIDA TUBO INTERNO PORTA LANCIO SP | 1.000 | PZ | | | | | | | | | | | | | | | | | | | | | | | | | | | | | | | |
| VM2549A0 | OCCHIELLO MOLLA MANIGLIA PORTA LANCIO SP | 2.000 | PZ | | | | | | | | | | | | | | | | | | | | | | | | | | | | | | | |
| VT1222A0 | VETRO EST NERO SER VITTORIA SP 557x619x4 | 1.000 | PZ | | | | | | | | | | | | | | | | | | | | | | | | | | | | | | | |
| KDR1493A | MASTER-TOUCH VITTORIA LEFT EXT DOOR KIT | <table border="1"> <thead> <tr> <th>Code</th> <th>Description</th> <th>Qty</th> <th>UOM</th> </tr> </thead> <tbody> <tr> <td>0B1303B1</td> <td>COLONNINA EST DX RIGHT VIT SP</td> <td>1.000</td> <td>PZ</td> </tr> <tr> <td>0B1304A0</td> <td>COLONNINA INT DX RIGHT VIT SP</td> <td>1.000</td> <td>PZ</td> </tr> <tr> <td>0B1319A0</td> <td>COLONNINA EST DX LEFT VIT SP</td> <td>1.000</td> <td>PZ</td> </tr> <tr> <td>0B1320A0</td> <td>COLONNINA INT DX LEFT VIT SP</td> <td>1.000</td> <td>PZ</td> </tr> <tr> <td>0H10283A0</td> <td>DIMA REGOLAZION E PERNO SHOPPRO</td> <td>1.000</td> <td>PZ</td> </tr> <tr> <td>CR1040A0</td> <td>PERNO CHIUSURA ELETTRMEC C. L.M. MATIC</td> <td>1.000</td> <td>PZ</td> </tr> <tr> <td>ML1005A0</td> <td>MOLLA A COMPRESSIO NE DE5 DF0.6 H18</td> <td>2.000</td> <td>PZ</td> </tr> </tbody> </table> | Code | Description | Qty | UOM | 0B1303B1 | COLONNINA EST DX RIGHT VIT SP | 1.000 | PZ | 0B1304A0 | COLONNINA INT DX RIGHT VIT SP | 1.000 | PZ | 0B1319A0 | COLONNINA EST DX LEFT VIT SP | 1.000 | PZ | 0B1320A0 | COLONNINA INT DX LEFT VIT SP | 1.000 | PZ | 0H10283A0 | DIMA REGOLAZION E PERNO SHOPPRO | 1.000 | PZ | CR1040A0 | PERNO CHIUSURA ELETTRMEC C. L.M. MATIC | 1.000 | PZ | ML1005A0 | MOLLA A COMPRESSIO NE DE5 DF0.6 H18 | 2.000 | PZ |
| Code | Description | Qty | UOM | | | | | | | | | | | | | | | | | | | | | | | | | | | | | | | |
| 0B1303B1 | COLONNINA EST DX RIGHT VIT SP | 1.000 | PZ | | | | | | | | | | | | | | | | | | | | | | | | | | | | | | | |
| 0B1304A0 | COLONNINA INT DX RIGHT VIT SP | 1.000 | PZ | | | | | | | | | | | | | | | | | | | | | | | | | | | | | | | |
| 0B1319A0 | COLONNINA EST DX LEFT VIT SP | 1.000 | PZ | | | | | | | | | | | | | | | | | | | | | | | | | | | | | | | |
| 0B1320A0 | COLONNINA INT DX LEFT VIT SP | 1.000 | PZ | | | | | | | | | | | | | | | | | | | | | | | | | | | | | | | |
| 0H10283A0 | DIMA REGOLAZION E PERNO SHOPPRO | 1.000 | PZ | | | | | | | | | | | | | | | | | | | | | | | | | | | | | | | |
| CR1040A0 | PERNO CHIUSURA ELETTRMEC C. L.M. MATIC | 1.000 | PZ | | | | | | | | | | | | | | | | | | | | | | | | | | | | | | | |
| ML1005A0 | MOLLA A COMPRESSIO NE DE5 DF0.6 H18 | 2.000 | PZ | | | | | | | | | | | | | | | | | | | | | | | | | | | | | | | |


| COMPONENT | | | SPARE PART | | | | | | | | | | | | | | | | | | | | | | | | | | | | | | | | | | | | | | | | | | | | | | | | | | | | | | | | | | | | | | | | | | | | | | | |
|-----------|--|---|------------|---|--|------|-------------|-----|-----|----------|--|-------|----|----------|---------------------------------|-------|----|----------|--|-------|----|----------|--|-------|----|----------|------------------------------------|--------|----|----------|---|--------|----|----------|---------------------------------|--------|----|----------|---|-------|----|----------|---|-------|----|----------|---------------------------------|-------|----|----------|-------------------------------|-------|----|----------|-------------------------|-------|----|----------|--------------------------------|-------|----|----------|---|-------|----|----------|---|-------|----|----------|---|-------|----|--|
| Code | Description | Image | Code | Description | Kit components | | | | | | | | | | | | | | | | | | | | | | | | | | | | | | | | | | | | | | | | | | | | | | | | | | | | | | | | | | | | | | | | | | | | | |
| VT1222A | VETRO EST NERO SER VITTORIA SP 557x619x4 |  | KDR1493A | MASTER-TOUCH VITTORIA LEFT EXT DOOR KIT | <table border="1"> <thead> <tr> <th>Code</th> <th>Description</th> <th>Qty</th> <th>UOM</th> </tr> </thead> <tbody> <tr> <td>SL1187A2</td> <td>SILICONE BICOMP. VETRO EXT VIT SP</td> <td>2.000</td> <td>PZ</td> </tr> <tr> <td>TB1563A0</td> <td>TUBO TRAVERSO PORTA SP800</td> <td>2.000</td> <td>PZ</td> </tr> <tr> <td>TB3305A0</td> <td>TUBO MANIGLIA BANDIERA VIT SP</td> <td>1.000</td> <td>PZ</td> </tr> <tr> <td>VI1036A0</td> <td>INSERTO FILETTATO M10 FTT/C INOX RIGATO</td> <td>1.000</td> <td>PZ</td> </tr> <tr> <td>VI1174A0</td> <td>VITE 5X20 PER PLASTICA ZN-NI</td> <td>10.000</td> <td>PZ</td> </tr> <tr> <td>VI1220A1</td> <td>VITE AUTOFIL. 4.2X11 TCS+ MARUTEX</td> <td>18.000</td> <td>PZ</td> </tr> <tr> <td>VI1930A1</td> <td>VITE 5X20 TRUCIOLARE INOX</td> <td>10.000</td> <td>PZ</td> </tr> <tr> <td>VI1998A0</td> <td>VITE TRUCIOLARE 5X30 TCB ZINCATA</td> <td>2.000</td> <td>PZ</td> </tr> <tr> <td>VM1209A0</td> <td>BOCCOLA PERNO ELETTROSER RATURA SP</td> <td>1.000</td> <td>PZ</td> </tr> <tr> <td>VM1630A1</td> <td>TAPPO PREMI VETRO INTERNO</td> <td>6.000</td> <td>PZ</td> </tr> <tr> <td>VM2274A0</td> <td>BOCCOLA SCANALATA CORTA</td> <td>1.000</td> <td>PZ</td> </tr> <tr> <td>VM2275A0</td> <td>BOCCOLA LISCIA CORTA</td> <td>1.000</td> <td>PZ</td> </tr> <tr> <td>VM2456A0</td> <td>TERMINALE MANIGLIA BL SP</td> <td>2.000</td> <td>PZ</td> </tr> <tr> <td>VM2465A0</td> <td>TAPPO INFERIORE DX PORTA BANDIERA SP</td> <td>1.000</td> <td>PZ</td> </tr> <tr> <td>VM2466A0</td> <td>TAPPO INFERIORE SX PORTA BANDIERA SP</td> <td>1.000</td> <td>PZ</td> </tr> <tr> <td>VM2467A0</td> <td>TAPPO SUPERIORE DX PORTA BANDIERA SP</td> <td>1.000</td> <td>PZ</td> </tr> </tbody> </table> | Code | Description | Qty | UOM | SL1187A2 | SILICONE BICOMP. VETRO EXT VIT SP | 2.000 | PZ | TB1563A0 | TUBO TRAVERSO PORTA SP800 | 2.000 | PZ | TB3305A0 | TUBO MANIGLIA BANDIERA VIT SP | 1.000 | PZ | VI1036A0 | INSERTO FILETTATO M10 FTT/C INOX RIGATO | 1.000 | PZ | VI1174A0 | VITE 5X20 PER PLASTICA ZN-NI | 10.000 | PZ | VI1220A1 | VITE AUTOFIL. 4.2X11 TCS+ MARUTEX | 18.000 | PZ | VI1930A1 | VITE 5X20 TRUCIOLARE INOX | 10.000 | PZ | VI1998A0 | VITE TRUCIOLARE 5X30 TCB ZINCATA | 2.000 | PZ | VM1209A0 | BOCCOLA PERNO ELETTROSER RATURA SP | 1.000 | PZ | VM1630A1 | TAPPO PREMI VETRO INTERNO | 6.000 | PZ | VM2274A0 | BOCCOLA SCANALATA CORTA | 1.000 | PZ | VM2275A0 | BOCCOLA LISCIA CORTA | 1.000 | PZ | VM2456A0 | TERMINALE MANIGLIA BL SP | 2.000 | PZ | VM2465A0 | TAPPO INFERIORE DX PORTA BANDIERA SP | 1.000 | PZ | VM2466A0 | TAPPO INFERIORE SX PORTA BANDIERA SP | 1.000 | PZ | VM2467A0 | TAPPO SUPERIORE DX PORTA BANDIERA SP | 1.000 | PZ | |
| Code | Description | Qty | UOM | | | | | | | | | | | | | | | | | | | | | | | | | | | | | | | | | | | | | | | | | | | | | | | | | | | | | | | | | | | | | | | | | | | | | | | |
| SL1187A2 | SILICONE BICOMP. VETRO EXT VIT SP | 2.000 | PZ | | | | | | | | | | | | | | | | | | | | | | | | | | | | | | | | | | | | | | | | | | | | | | | | | | | | | | | | | | | | | | | | | | | | | | | |
| TB1563A0 | TUBO TRAVERSO PORTA SP800 | 2.000 | PZ | | | | | | | | | | | | | | | | | | | | | | | | | | | | | | | | | | | | | | | | | | | | | | | | | | | | | | | | | | | | | | | | | | | | | | | |
| TB3305A0 | TUBO MANIGLIA BANDIERA VIT SP | 1.000 | PZ | | | | | | | | | | | | | | | | | | | | | | | | | | | | | | | | | | | | | | | | | | | | | | | | | | | | | | | | | | | | | | | | | | | | | | | |
| VI1036A0 | INSERTO FILETTATO M10 FTT/C INOX RIGATO | 1.000 | PZ | | | | | | | | | | | | | | | | | | | | | | | | | | | | | | | | | | | | | | | | | | | | | | | | | | | | | | | | | | | | | | | | | | | | | | | |
| VI1174A0 | VITE 5X20 PER PLASTICA ZN-NI | 10.000 | PZ | | | | | | | | | | | | | | | | | | | | | | | | | | | | | | | | | | | | | | | | | | | | | | | | | | | | | | | | | | | | | | | | | | | | | | | |
| VI1220A1 | VITE AUTOFIL. 4.2X11 TCS+ MARUTEX | 18.000 | PZ | | | | | | | | | | | | | | | | | | | | | | | | | | | | | | | | | | | | | | | | | | | | | | | | | | | | | | | | | | | | | | | | | | | | | | | |
| VI1930A1 | VITE 5X20 TRUCIOLARE INOX | 10.000 | PZ | | | | | | | | | | | | | | | | | | | | | | | | | | | | | | | | | | | | | | | | | | | | | | | | | | | | | | | | | | | | | | | | | | | | | | | |
| VI1998A0 | VITE TRUCIOLARE 5X30 TCB ZINCATA | 2.000 | PZ | | | | | | | | | | | | | | | | | | | | | | | | | | | | | | | | | | | | | | | | | | | | | | | | | | | | | | | | | | | | | | | | | | | | | | | |
| VM1209A0 | BOCCOLA PERNO ELETTROSER RATURA SP | 1.000 | PZ | | | | | | | | | | | | | | | | | | | | | | | | | | | | | | | | | | | | | | | | | | | | | | | | | | | | | | | | | | | | | | | | | | | | | | | |
| VM1630A1 | TAPPO PREMI VETRO INTERNO | 6.000 | PZ | | | | | | | | | | | | | | | | | | | | | | | | | | | | | | | | | | | | | | | | | | | | | | | | | | | | | | | | | | | | | | | | | | | | | | | |
| VM2274A0 | BOCCOLA SCANALATA CORTA | 1.000 | PZ | | | | | | | | | | | | | | | | | | | | | | | | | | | | | | | | | | | | | | | | | | | | | | | | | | | | | | | | | | | | | | | | | | | | | | | |
| VM2275A0 | BOCCOLA LISCIA CORTA | 1.000 | PZ | | | | | | | | | | | | | | | | | | | | | | | | | | | | | | | | | | | | | | | | | | | | | | | | | | | | | | | | | | | | | | | | | | | | | | | |
| VM2456A0 | TERMINALE MANIGLIA BL SP | 2.000 | PZ | | | | | | | | | | | | | | | | | | | | | | | | | | | | | | | | | | | | | | | | | | | | | | | | | | | | | | | | | | | | | | | | | | | | | | | |
| VM2465A0 | TAPPO INFERIORE DX PORTA BANDIERA SP | 1.000 | PZ | | | | | | | | | | | | | | | | | | | | | | | | | | | | | | | | | | | | | | | | | | | | | | | | | | | | | | | | | | | | | | | | | | | | | | | |
| VM2466A0 | TAPPO INFERIORE SX PORTA BANDIERA SP | 1.000 | PZ | | | | | | | | | | | | | | | | | | | | | | | | | | | | | | | | | | | | | | | | | | | | | | | | | | | | | | | | | | | | | | | | | | | | | | | |
| VM2467A0 | TAPPO SUPERIORE DX PORTA BANDIERA SP | 1.000 | PZ | | | | | | | | | | | | | | | | | | | | | | | | | | | | | | | | | | | | | | | | | | | | | | | | | | | | | | | | | | | | | | | | | | | | | | | |

| COMPONENT | | | SPARE PART | | | | | | |
|-----------|--|---|-------------|---|--|--------------------------------------|-------------------------------|------------|----|
| Code | Description | Image | Code | Description | Kit components | | | | |
| VT1222A | VETRO EST NERO SER VITTORIA SP 557x619x4 |  | KDR1493A | MASTER-TOUCH VITTORIA LEFT EXT DOOR KIT | Code | Description | Qty | UOM | |
| | | | | | VM2468A0 | TAPPO SUPERIORE SX PORTA BANDIERA SP | 1.000 | PZ | |
| | VM2470A0 | CORSOIO BLOCCA VETRO INTERNO SHOP.PRO | 2.000 | | PZ | | | | |
| | VM2471A0 | SEDE INF CORSOIO BLOCCA VETRO INTERNO SP | 1.000 | | PZ | | | | |
| | VM2472A0 | SEDE SUP CORSOIO BLOCCA VETRO INTERNO SP | 1.000 | | PZ | | | | |
| | VM2473A0 | BLOCCA PERNO INF CERNIERA VETRO INT SP | 1.000 | | PZ | | | | |
| | VM2474A0 | BLOCCA PERNO SUP CERNIERA VETRO INT SP | 1.000 | | PZ | | | | |
| | VM2479A0 | SPINGIVETRO VETRO H6 BL SP | 6.000 | | PZ | | | | |
| | VM2504A0 | PIOLINO GUIDA MOLLA CORSOIO SHOP.PRO | 2.000 | | PZ | | | | |
| | VT1222A0 | VETRO EST NERO SER VITTORIA SP 557x619x4 | 1.000 | | PZ | | | | |
| | | | Code | | Description | Qty | UOM | | |
| | | | KDR1492A | | MASTER-TOUCH VITTORIA RIGHT EXT DOOR KIT | 0B1301A0 | COLONNINA EST SX RIGHT VIT SP | 1.000 | PZ |
| | | | | | | 0B1302A0 | COLONNINA INT SX RIGHT VIT SP | 1.000 | PZ |
| | | | | | | 0B1303B1 | COLONNINA EST DX RIGHT VIT SP | 1.000 | PZ |
| | | | | 0B1304A0 | | COLONNINA INT DX RIGHT VIT SP | 1.000 | PZ | |


| COMPONENT | | | SPARE PART | | | |
|-----------|--|---|------------|--|----------------|--|
| Code | Description | Image | Code | Description | Kit components | |
| VT1222A | VETRO EST NERO SER VITTORIA SP 557x619x4 |  | KDR1492A | MASTER-TOUCH VITTORIA RIGHT EXT DOOR KIT | Code | Description Qty UOM |
| | | | | | 0H10283A0 | DIMA 1.000 PZ REGOLAZION E PERNO SHOPPRO |
| | | | | | CR1040A0 | PERNO 1.000 PZ CHIUSURA ELETTROMECC C. L.M. MATIC |
| | | | | | ML1005A0 | MOLLA A 2.000 PZ COMPRESSIO NE DE5 DF0.6 H18 |
| | | | | | SL1187A2 | SILICONE 2.000 PZ BICOMP. VETRO EXT VIT SP |
| | | | | | TB1563A0 | TUBO 2.000 PZ TRAVERSO PORTA SP800 |
| | | | | | TB3305A0 | TUBO 1.000 PZ MANIGLIA BANDIERA VIT SP |
| | | | | | VI1036A0 | INSERTO 1.000 PZ FILETTATO M10 FTT/C INOX RIGATO |
| | | | | | VI1174A0 | VITE 5X20 PER 10.000 PZ PLASTICA ZN-NI |
| | | | | | VI1220A1 | VITE AUTOFIL. 18.000 PZ 4.2X11 TCS+ MARUTEX |
| | | | | | VI1930A1 | VITE 5X20 10.000 PZ TRUCIOLARE INOX |
| | | | | | VI1998A0 | VITE 2.000 PZ TRUCIOLARE 5X30 TCB ZINCATA |
| | | | | | VM1209A0 | BOCCOLA 1.000 PZ PERNO ELETTROSER RATURA SP |
| | | | | | VM1630A1 | TAPPO PREMI 6.000 PZ VETRO INTERNO |
| | | | | | VM2274A0 | BOCCOLA 1.000 PZ SCANALATA CORTA |
| | | | | | VM2275A0 | BOCCOLA 1.000 PZ LISCIA CORTA |
| | | | | | VM2456A0 | TERMINALE 2.000 PZ MANIGLIA BL SP |

| COMPONENT | | | SPARE PART | | | | | |
|-----------|--|---|------------|--|----------------|--|------------|------------|
| Code | Description | Image | Code | Description | Kit components | | | |
| VT1222A | VETRO EST NERO SER VITTORIA SP 557x619x4 |  | KDR1492A | MASTER-TOUCH VITTORIA RIGHT EXT DOOR KIT | Code | Description | Qty | UOM |
| | | | | | VM2465A0 | TAPPO INFERIORE DX PORTA BANDIERA SP | 1.000 | PZ |
| | | | | | VM2466A0 | TAPPO INFERIORE SX PORTA BANDIERA SP | 1.000 | PZ |
| | | | | | VM2467A0 | TAPPO SUPERIORE DX PORTA BANDIERA SP | 1.000 | PZ |
| | | | | | VM2468A0 | TAPPO SUPERIORE SX PORTA BANDIERA SP | 1.000 | PZ |
| | | | | | VM2470A0 | CORSOIO BLOCCA VETRO INTERNO SHOP.PRO | 2.000 | PZ |
| | | | | | VM2471A0 | SEDE INF CORSOIO BLOCCA VETRO INTERNO SP | 1.000 | PZ |
| | | | | | VM2472A0 | SEDE SUP CORSOIO BLOCCA VETRO INTERNO SP | 1.000 | PZ |
| | | | | | VM2473A0 | BLOCCA PERNO INF CERNIERA VETRO INT SP | 1.000 | PZ |
| | | | | | VM2474A0 | BLOCCA PERNO SUP CERNIERA VETRO INT SP | 1.000 | PZ |
| | | | | | VM2479A0 | SPINGIVETRO VETRO H6 BL SP | 6.000 | PZ |
| | | | | | VM2504A0 | PIOLINO GUIDA MOLLA CORSOIO SHOP.PRO | 2.000 | PZ |
| | | | | | VT1222A0 | VETRO EST NERO SER VITTORIA SP 557x619x4 | 1.000 | PZ |

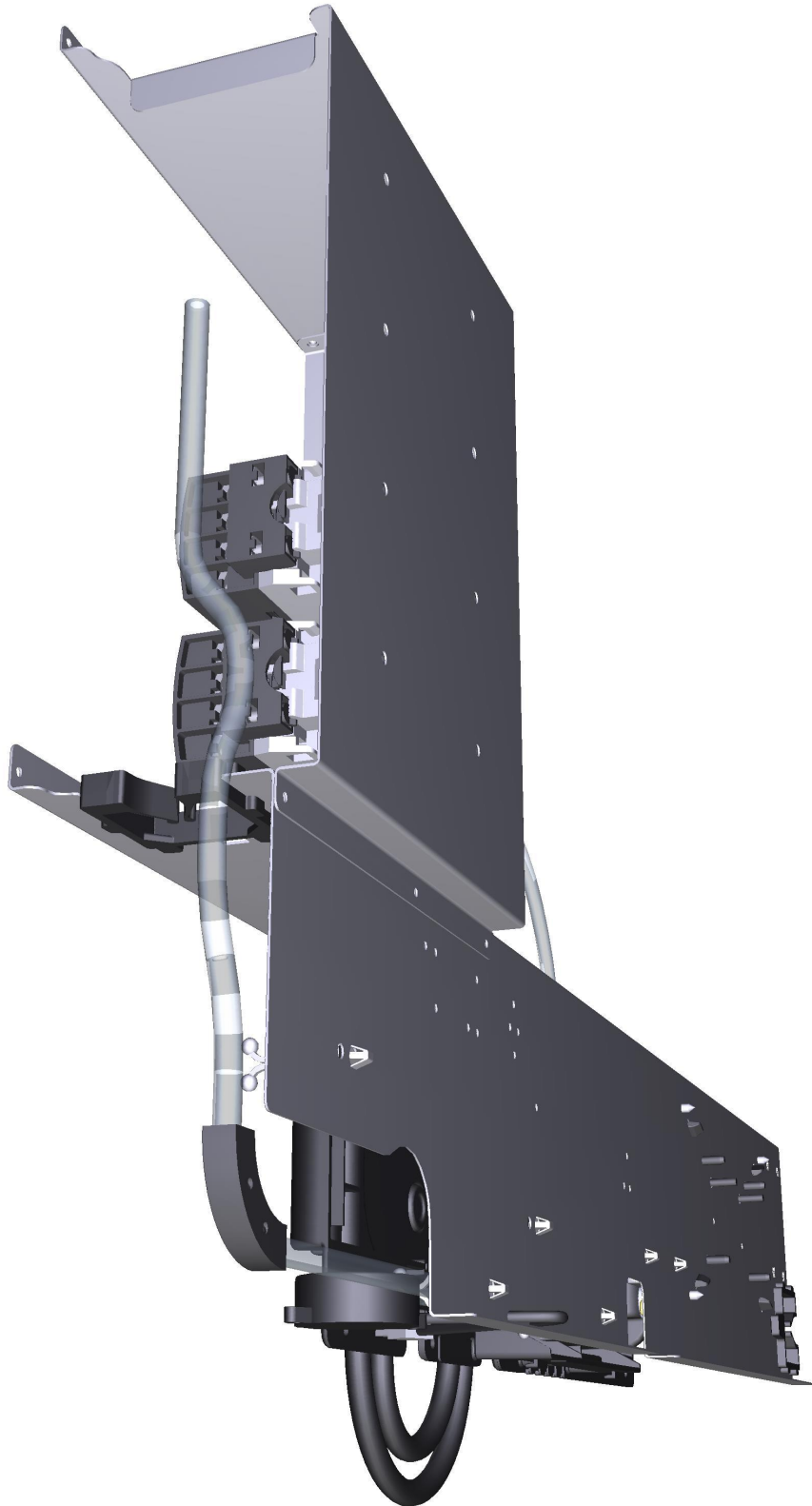


| COMPONENT | | | SPARE PART | | | | | | | | | | | | | | | | | | | | | | | | | | | | | | |
|-----------|---|---|------------|---|--|------|-------------|-----|-----|----------|--|-------|----|----------|--|-------|----|----------|---|-------|----|----------|--|-------|----|----------|---|-------|----|----------|---|-------|----|
| Code | Description | Image | Code | Description | Kit components | | | | | | | | | | | | | | | | | | | | | | | | | | | | |
| VT1348A | SP VITTORIA INNER GLASS WITH HINGE |  | KVT1348A | BLSP VITTORIA COMPLETE INT. GLASS KIT | <table border="1"> <thead> <tr> <th>Code</th> <th>Description</th> <th>Qty</th> <th>UOM</th> </tr> </thead> <tbody> <tr> <td>CR1103A0</td> <td>CERNIERA VETRO INTERNO INOX SUP</td> <td>1.000</td> <td>PZ</td> </tr> <tr> <td>CR1104A0</td> <td>CERNIERA VETRO INTERNO INOX INF</td> <td>1.000</td> <td>PZ</td> </tr> <tr> <td>VI1810A0</td> <td>VITE NO TESTA EI M6X6 TESTA PIANA INOX</td> <td>6.000</td> <td>PZ</td> </tr> <tr> <td>VM2399A0</td> <td>COVER VITI SENZA TESTA CERNIERE PORTA</td> <td>2.000</td> <td>PZ</td> </tr> <tr> <td>VM2476A0</td> <td>INSERTO CERNIERA VETRO INTERNO H6 BL SP</td> <td>2.000</td> <td>PZ</td> </tr> <tr> <td>VT1333A1</td> <td>VETRO INT VITTORIA SP 718x573.5x6</td> <td>1.000</td> <td>PZ</td> </tr> </tbody> </table> | Code | Description | Qty | UOM | CR1103A0 | CERNIERA VETRO INTERNO INOX SUP | 1.000 | PZ | CR1104A0 | CERNIERA VETRO INTERNO INOX INF | 1.000 | PZ | VI1810A0 | VITE NO TESTA EI M6X6 TESTA PIANA INOX | 6.000 | PZ | VM2399A0 | COVER VITI SENZA TESTA CERNIERE PORTA | 2.000 | PZ | VM2476A0 | INSERTO CERNIERA VETRO INTERNO H6 BL SP | 2.000 | PZ | VT1333A1 | VETRO INT VITTORIA SP 718x573.5x6 | 1.000 | PZ |
| Code | Description | Qty | UOM | | | | | | | | | | | | | | | | | | | | | | | | | | | | | | |
| CR1103A0 | CERNIERA VETRO INTERNO INOX SUP | 1.000 | PZ | | | | | | | | | | | | | | | | | | | | | | | | | | | | | | |
| CR1104A0 | CERNIERA VETRO INTERNO INOX INF | 1.000 | PZ | | | | | | | | | | | | | | | | | | | | | | | | | | | | | | |
| VI1810A0 | VITE NO TESTA EI M6X6 TESTA PIANA INOX | 6.000 | PZ | | | | | | | | | | | | | | | | | | | | | | | | | | | | | | |
| VM2399A0 | COVER VITI SENZA TESTA CERNIERE PORTA | 2.000 | PZ | | | | | | | | | | | | | | | | | | | | | | | | | | | | | | |
| VM2476A0 | INSERTO CERNIERA VETRO INTERNO H6 BL SP | 2.000 | PZ | | | | | | | | | | | | | | | | | | | | | | | | | | | | | | |
| VT1333A1 | VETRO INT VITTORIA SP 718x573.5x6 | 1.000 | PZ | | | | | | | | | | | | | | | | | | | | | | | | | | | | | | |

ASM8227A/0.D00 - Electrical system - FRONT










ASM8227A/0.D00 - Electrical system - REAR











| COMPONENT | | | SPARE PART | | | | | | | | | | | | | | | | | | | | | | | | | | | | | | |
|-----------|--|---|------------|---|--|------|-------------|-----|-----|----------|---|--------|----|----------|------------------------------------|-------|---|----------|--|-------|----|----------|---|-------|----|----------|--|-------|----|----------|--|-------|----|
| Code | Description | Image | Code | Description | Kit components | | | | | | | | | | | | | | | | | | | | | | | | | | | | |
| 0P1023B | SP VIT-CAM EL COMPONENTS HOLDER |  | 0P1023B0 | SP VIT-CAM EL COMPONENTS HOLDER | | | | | | | | | | | | | | | | | | | | | | | | | | | | | |
| 0P1024B | CONTACTOR HOLDER VIT-CAM S |  | 0P1024B0 | CONTACTOR HOLDER VIT-CAM S | | | | | | | | | | | | | | | | | | | | | | | | | | | | | |
| VI1034A | RONDELLA PIANA 8.4x16x1 INOX |  | KVI1034A | STAINLESS STEEL WASHER 10 PCS KIT | <table border="1"> <thead> <tr> <th>Code</th> <th>Description</th> <th>Qty</th> <th>UOM</th> </tr> </thead> <tbody> <tr> <td>VI1034A0</td> <td>RONDELLA PIANA 8.4x16x1 INOX</td> <td>10.000</td> <td>PZ</td> </tr> </tbody> </table> | Code | Description | Qty | UOM | VI1034A0 | RONDELLA PIANA 8.4x16x1 INOX | 10.000 | PZ | | | | | | | | | | | | | | | | | | | | |
| Code | Description | Qty | UOM | | | | | | | | | | | | | | | | | | | | | | | | | | | | | | |
| VI1034A0 | RONDELLA PIANA 8.4x16x1 INOX | 10.000 | PZ | | | | | | | | | | | | | | | | | | | | | | | | | | | | | | |
| VL1145A | RACCORDO 3/4-JG8 CON FILTRO E VNR |  | KVL1145A | 3/4-JG8 FITTING WITH FILTER AND NRV KIT | <table border="1"> <thead> <tr> <th>Code</th> <th>Description</th> <th>Qty</th> <th>UOM</th> </tr> </thead> <tbody> <tr> <td>VL1145A1</td> <td>RACCORDO 3/4-JG8 CON FILTRO E VNR</td> <td>1.000</td> <td>PZ</td> </tr> </tbody> </table> | Code | Description | Qty | UOM | VL1145A1 | RACCORDO 3/4-JG8 CON FILTRO E VNR | 1.000 | PZ | | | | | | | | | | | | | | | | | | | | |
| Code | Description | Qty | UOM | | | | | | | | | | | | | | | | | | | | | | | | | | | | | | |
| VL1145A1 | RACCORDO 3/4-JG8 CON FILTRO E VNR | 1.000 | PZ | | | | | | | | | | | | | | | | | | | | | | | | | | | | | | |
| VE2000A | TELERUTTORE 4P 30A 230V 50/60HZ |  | KVE2000A | 50/60HZ 230V 30A 4P CONTACTOR KIT | <table border="1"> <thead> <tr> <th>Code</th> <th>Description</th> <th>Qty</th> <th>UOM</th> </tr> </thead> <tbody> <tr> <td>CE1455A0</td> <td>TERMINALE A PUNTALE</td> <td>2.000</td> <td>PZ</td> </tr> <tr> <td>CE1560A0</td> <td>CAVO UNIP AWG18 ST.3135 NERO</td> <td>0.250</td> <td>M</td> </tr> <tr> <td>VE2000A0</td> <td>TELERUTTOR E 4P 30A 230V 50/60HZ</td> <td>1.000</td> <td>PZ</td> </tr> <tr> <td>VI1220A1</td> <td>VITE AUTOFIL. 4.2X11 TCS+ MARUTEX</td> <td>2.000</td> <td>PZ</td> </tr> <tr> <td>VM1075A1</td> <td>CLIP DI FISSAGGIO PER TELERUTTORI</td> <td>4.000</td> <td>PZ</td> </tr> <tr> <td>VM2191A1</td> <td>STAFFA TELERUTTOR E GRANDE VE2000</td> <td>1.000</td> <td>PZ</td> </tr> </tbody> </table> | Code | Description | Qty | UOM | CE1455A0 | TERMINALE A PUNTALE | 2.000 | PZ | CE1560A0 | CAVO UNIP AWG18 ST.3135 NERO | 0.250 | M | VE2000A0 | TELERUTTOR E 4P 30A 230V 50/60HZ | 1.000 | PZ | VI1220A1 | VITE AUTOFIL. 4.2X11 TCS+ MARUTEX | 2.000 | PZ | VM1075A1 | CLIP DI FISSAGGIO PER TELERUTTORI | 4.000 | PZ | VM2191A1 | STAFFA TELERUTTOR E GRANDE VE2000 | 1.000 | PZ |
| Code | Description | Qty | UOM | | | | | | | | | | | | | | | | | | | | | | | | | | | | | | |
| CE1455A0 | TERMINALE A PUNTALE | 2.000 | PZ | | | | | | | | | | | | | | | | | | | | | | | | | | | | | | |
| CE1560A0 | CAVO UNIP AWG18 ST.3135 NERO | 0.250 | M | | | | | | | | | | | | | | | | | | | | | | | | | | | | | | |
| VE2000A0 | TELERUTTOR E 4P 30A 230V 50/60HZ | 1.000 | PZ | | | | | | | | | | | | | | | | | | | | | | | | | | | | | | |
| VI1220A1 | VITE AUTOFIL. 4.2X11 TCS+ MARUTEX | 2.000 | PZ | | | | | | | | | | | | | | | | | | | | | | | | | | | | | | |
| VM1075A1 | CLIP DI FISSAGGIO PER TELERUTTORI | 4.000 | PZ | | | | | | | | | | | | | | | | | | | | | | | | | | | | | | |
| VM2191A1 | STAFFA TELERUTTOR E GRANDE VE2000 | 1.000 | PZ | | | | | | | | | | | | | | | | | | | | | | | | | | | | | | |

| COMPONENT | | | SPARE PART | | | | | | | | | | | | | | | | | | | | | | | | | | |
|-----------|---|---|------------|--|--|------|-------------|-----|-----|----------|--|-------|----|----------|--------------------------------------|-------|----|----------|---|-------|----|----------|--|-------|----|----------|---|-------|----|
| Code | Description | Image | Code | Description | Kit components | | | | | | | | | | | | | | | | | | | | | | | | |
| VM2191A | STAFFA TELERUTTORE GRANDE VE2000 |  | VM2191A1 | STAFFA TELERUTTORE GRANDE VE2000 | | | | | | | | | | | | | | | | | | | | | | | | | |
| PE2260A | BL SHOP.PRO 230V POWER BOARD |  | KPE2260A | BL SHOP.PRO 230V POWER CARD KIT | <table border="1"> <thead> <tr> <th>Code</th> <th>Description</th> <th>Qty</th> <th>UOM</th> </tr> </thead> <tbody> <tr> <td>PE2260A2</td> <td>SCHEDA POTENZA BL SHOP.PRO 230V</td> <td>1.000</td> <td>PZ</td> </tr> <tr> <td>V11988A0</td> <td>VITE AUTOFIL. 4.2X19 TCB+ INOX</td> <td>3.000</td> <td>PZ</td> </tr> <tr> <td>VM1187A0</td> <td>TELAIO SCHEDA POTENZA SHOP.PRO</td> <td>1.000</td> <td>PZ</td> </tr> <tr> <td>VM1447A0</td> <td>BUSTA AIRBALL ESD ROSA 230X450 MM</td> <td>1.000</td> <td>PZ</td> </tr> <tr> <td>VM1748A0</td> <td>CLIP FISSAGGIO SCHEDA H10 INCASTRO-IN CAS</td> <td>6.000</td> <td>PZ</td> </tr> </tbody> </table> | Code | Description | Qty | UOM | PE2260A2 | SCHEDA POTENZA BL SHOP.PRO 230V | 1.000 | PZ | V11988A0 | VITE AUTOFIL. 4.2X19 TCB+ INOX | 3.000 | PZ | VM1187A0 | TELAIO SCHEDA POTENZA SHOP.PRO | 1.000 | PZ | VM1447A0 | BUSTA AIRBALL ESD ROSA 230X450 MM | 1.000 | PZ | VM1748A0 | CLIP FISSAGGIO SCHEDA H10 INCASTRO-IN CAS | 6.000 | PZ |
| Code | Description | Qty | UOM | | | | | | | | | | | | | | | | | | | | | | | | | | |
| PE2260A2 | SCHEDA POTENZA BL SHOP.PRO 230V | 1.000 | PZ | | | | | | | | | | | | | | | | | | | | | | | | | | |
| V11988A0 | VITE AUTOFIL. 4.2X19 TCB+ INOX | 3.000 | PZ | | | | | | | | | | | | | | | | | | | | | | | | | | |
| VM1187A0 | TELAIO SCHEDA POTENZA SHOP.PRO | 1.000 | PZ | | | | | | | | | | | | | | | | | | | | | | | | | | |
| VM1447A0 | BUSTA AIRBALL ESD ROSA 230X450 MM | 1.000 | PZ | | | | | | | | | | | | | | | | | | | | | | | | | | |
| VM1748A0 | CLIP FISSAGGIO SCHEDA H10 INCASTRO-IN CAS | 6.000 | PZ | | | | | | | | | | | | | | | | | | | | | | | | | | |
| VM1187A | TELAIO SCHEDA POTENZA SHOP.PR |  | VM1187A0 | TELAIO SCHEDA POTENZA SHOP.PR | | | | | | | | | | | | | | | | | | | | | | | | | |
| CE1355A | CABLE 5 X 2,5 MMQ H07RNF L = 1,5 MT |  | KCE1355A | L=1.5M 5x2.5mmq POWER CABLE KIT | <table border="1"> <thead> <tr> <th>Code</th> <th>Description</th> <th>Qty</th> <th>UOM</th> </tr> </thead> <tbody> <tr> <td>CE1355A2</td> <td>CAVO H07RNF 5G2.5 L2.1MT</td> <td>1.000</td> <td>PZ</td> </tr> </tbody> </table> | Code | Description | Qty | UOM | CE1355A2 | CAVO H07RNF 5G2.5 L2.1MT | 1.000 | PZ | | | | | | | | | | | | | | | | |
| Code | Description | Qty | UOM | | | | | | | | | | | | | | | | | | | | | | | | | | |
| CE1355A2 | CAVO H07RNF 5G2.5 L2.1MT | 1.000 | PZ | | | | | | | | | | | | | | | | | | | | | | | | | | |

| COMPONENT | | | SPARE PART | | | | | | | | | | | | | | | | | | | | | | |
|-----------|--|---|------------|--|--|--|-------------|-----|-----|----------|---|-------|----|----------|--|-------|----|----------|--|-------|----|----------|--|-------|----|
| Code | Description | Image | Code | Description | Kit components | | | | | | | | | | | | | | | | | | | | |
| CN1003A | CONDENSATORE CORAZZATO 6,3 uF |  | KCN1003A | 6,3 uF MOTOR CAPACITOR KIT | <table border="1"> <thead> <tr> <th>Code</th> <th>Description</th> <th>Qty</th> <th>UOM</th> </tr> </thead> <tbody> <tr> <td>CN1003A0</td> <td>CONDENSATO RE CORAZZATO 6,3 uF</td> <td>1.000</td> <td>PZ</td> </tr> <tr> <td>VI1931A0</td> <td>DADO CONDENSATO RE M8x1.65 H4 CH13 ZINC</td> <td>1.000</td> <td>PZ</td> </tr> <tr> <td>VI1932A0</td> <td>RONDELLA DENTELLATA CONDENSATO RE D8 ZINC</td> <td>1.000</td> <td>PZ</td> </tr> </tbody> </table> | Code | Description | Qty | UOM | CN1003A0 | CONDENSATO RE CORAZZATO 6,3 uF | 1.000 | PZ | VI1931A0 | DADO CONDENSATO RE M8x1.65 H4 CH13 ZINC | 1.000 | PZ | VI1932A0 | RONDELLA DENTELLATA CONDENSATO RE D8 ZINC | 1.000 | PZ | | | | |
| | | | | | Code | Description | Qty | UOM | | | | | | | | | | | | | | | | | |
| | | | | | CN1003A0 | CONDENSATO RE CORAZZATO 6,3 uF | 1.000 | PZ | | | | | | | | | | | | | | | | | |
| VI1931A0 | DADO CONDENSATO RE M8x1.65 H4 CH13 ZINC | 1.000 | PZ | | | | | | | | | | | | | | | | | | | | | | |
| VI1932A0 | RONDELLA DENTELLATA CONDENSATO RE D8 ZINC | 1.000 | PZ | | | | | | | | | | | | | | | | | | | | | | |
| | | | | | | | | | | | | | | | | | | | | | | | | | |
| | | | | | | | | | | | | | | | | | | | | | | | | | |
| MR1004A | MORSETTIERA 7POLI 41A 450V |  | KMR1004A | FTW 1+2+3/4+5+6 TERMINAL BLOCK KIT | <table border="1"> <thead> <tr> <th>Code</th> <th>Description</th> <th>Qty</th> <th>UOM</th> </tr> </thead> <tbody> <tr> <td>MR1004A1</td> <td>MORSETTIER A 7POLI 41A 450V</td> <td>1.000</td> <td>PZ</td> </tr> </tbody> </table> | Code | Description | Qty | UOM | MR1004A1 | MORSETTIER A 7POLI 41A 450V | 1.000 | PZ | | | | | | | | | | | | |
| | | | | | Code | Description | Qty | UOM | | | | | | | | | | | | | | | | | |
| MR1004A1 | MORSETTIER A 7POLI 41A 450V | 1.000 | PZ | | | | | | | | | | | | | | | | | | | | | | |
| | | | | | | | | | | | | | | | | | | | | | | | | | |
| PE1645B | BUZZER ESTERNO 12VDC Ø42MM |  | KPE1645B | 12VDC Ø42MM EXTERNAL BUZZER KIT | <table border="1"> <thead> <tr> <th>Code</th> <th>Description</th> <th>Qty</th> <th>UOM</th> </tr> </thead> <tbody> <tr> <td>PE1645B0</td> <td>BUZZER ESTERNO 12VDC Ø42MM</td> <td>1.000</td> <td>PZ</td> </tr> <tr> <td>VM1447A0</td> <td>BUSTA AIRBALL ESD ROSA 230X450 MM</td> <td>0.500</td> <td>PZ</td> </tr> </tbody> </table> | Code | Description | Qty | UOM | PE1645B0 | BUZZER ESTERNO 12VDC Ø42MM | 1.000 | PZ | VM1447A0 | BUSTA AIRBALL ESD ROSA 230X450 MM | 0.500 | PZ | | | | | | | | |
| | | | | | Code | Description | Qty | UOM | | | | | | | | | | | | | | | | | |
| | | | | | PE1645B0 | BUZZER ESTERNO 12VDC Ø42MM | 1.000 | PZ | | | | | | | | | | | | | | | | | |
| | | | | | VM1447A0 | BUSTA AIRBALL ESD ROSA 230X450 MM | 0.500 | PZ | | | | | | | | | | | | | | | | | |
| | | | | | | | | | | | | | | | | | | | | | | | | | |
| | | | | | | | | | | | | | | | | | | | | | | | | | |
| | | | | | | | | | | | | | | | | | | | | | | | | | |
| | | | | | | | | | | | | | | | | | | | | | | | | | |
| | | | KPE0002A | SBUX XP010ER-SB BOARDS UPGRADE KIT | <table border="1"> <thead> <tr> <th>Code</th> <th>Description</th> <th>Qty</th> <th>UOM</th> </tr> </thead> <tbody> <tr> <td>CE1285A0</td> <td>FERRITE EMI ROUND MOD. 2643801502</td> <td>1.000</td> <td>PZ</td> </tr> <tr> <td>CE1725A0</td> <td>CAVO SILICONICO PER ROBOTICA 4 X 0.5 MMQ</td> <td>0.600</td> <td>M</td> </tr> <tr> <td>CE1735A0</td> <td>TERMINALE MINIFIT FEMMINA</td> <td>8.000</td> <td>PZ</td> </tr> <tr> <td>CE1755A0</td> <td>CONNETTORE MINIFIT MASCCHIO 4 VI</td> <td>2.000</td> <td>PZ</td> </tr> </tbody> </table> | Code | Description | Qty | UOM | CE1285A0 | FERRITE EMI ROUND MOD. 2643801502 | 1.000 | PZ | CE1725A0 | CAVO SILICONICO PER ROBOTICA 4 X 0.5 MMQ | 0.600 | M | CE1735A0 | TERMINALE MINIFIT FEMMINA | 8.000 | PZ | CE1755A0 | CONNETTORE MINIFIT MASCCHIO 4 VI | 2.000 | PZ |
| | | | | | Code | Description | Qty | UOM | | | | | | | | | | | | | | | | | |
| CE1285A0 | FERRITE EMI ROUND MOD. 2643801502 | 1.000 | | | PZ | | | | | | | | | | | | | | | | | | | | |
| CE1725A0 | CAVO SILICONICO PER ROBOTICA 4 X 0.5 MMQ | 0.600 | | | M | | | | | | | | | | | | | | | | | | | | |
| CE1735A0 | TERMINALE MINIFIT FEMMINA | 8.000 | | | PZ | | | | | | | | | | | | | | | | | | | | |
| CE1755A0 | CONNETTORE MINIFIT MASCCHIO 4 VI | 2.000 | PZ | | | | | | | | | | | | | | | | | | | | | | |
| | | | | | | | | | | | | | | | | | | | | | | | | | |
| | | | | | | | | | | | | | | | | | | | | | | | | | |
| | | | | | | | | | | | | | | | | | | | | | | | | | |
| | | | | | | | | | | | | | | | | | | | | | | | | | |

| COMPONENT | | | SPARE PART | | | | | | | | | | | | | | | | | | | | | | | | | | |
|-----------|---|---|------------|--|--|------|-------------|-----|-----|----------|-------------------------------------|--------|----|----------|---|-------|----|----------|--|-------|----|----------|--|-------|----|----------|---|-------|----|
| Code | Description | Image | Code | Description | Kit components | | | | | | | | | | | | | | | | | | | | | | | | |
| PE1645B | BUZZER ESTERNO 12VDC Ø42MM |  | KPE0002A | SBUX XP010ER-SB BOARDS UPGRADE KIT | <table border="1"> <thead> <tr> <th>Code</th> <th>Description</th> <th>Qty</th> <th>UOM</th> </tr> </thead> <tbody> <tr> <td>PE1986B1</td> <td>ASSIEME CONTROLLO SPIDOCOOK S</td> <td>1.000</td> <td>PZ</td> </tr> <tr> <td>VI1951A0</td> <td>VITE TRUCIOLARE TC CROCE 3.5X16 ZN NER</td> <td>3.000</td> <td>PZ</td> </tr> <tr> <td>VM1447A0</td> <td>BUSTA AIRBALL ESD ROSA 230X450 MM</td> <td>1.000</td> <td>PZ</td> </tr> <tr> <td>VM1745A0</td> <td>SUPPORTO PER SCHEDA</td> <td>7.000</td> <td>PZ</td> </tr> <tr> <td>VM2022A0</td> <td>COPERCHIO ELETTRONICA SC</td> <td>1.000</td> <td>PZ</td> </tr> </tbody> </table> | Code | Description | Qty | UOM | PE1986B1 | ASSIEME CONTROLLO SPIDOCOOK S | 1.000 | PZ | VI1951A0 | VITE TRUCIOLARE TC CROCE 3.5X16 ZN NER | 3.000 | PZ | VM1447A0 | BUSTA AIRBALL ESD ROSA 230X450 MM | 1.000 | PZ | VM1745A0 | SUPPORTO PER SCHEDA | 7.000 | PZ | VM2022A0 | COPERCHIO ELETTRONICA SC | 1.000 | PZ |
| Code | Description | Qty | UOM | | | | | | | | | | | | | | | | | | | | | | | | | | |
| PE1986B1 | ASSIEME CONTROLLO SPIDOCOOK S | 1.000 | PZ | | | | | | | | | | | | | | | | | | | | | | | | | | |
| VI1951A0 | VITE TRUCIOLARE TC CROCE 3.5X16 ZN NER | 3.000 | PZ | | | | | | | | | | | | | | | | | | | | | | | | | | |
| VM1447A0 | BUSTA AIRBALL ESD ROSA 230X450 MM | 1.000 | PZ | | | | | | | | | | | | | | | | | | | | | | | | | | |
| VM1745A0 | SUPPORTO PER SCHEDA | 7.000 | PZ | | | | | | | | | | | | | | | | | | | | | | | | | | |
| VM2022A0 | COPERCHIO ELETTRONICA SC | 1.000 | PZ | | | | | | | | | | | | | | | | | | | | | | | | | | |
| RC1006A | CURVA GUIDA TUBO PET D8 |  | KRC1006A | 20 PCS. Ø8 PET PIPE GUIDE BEND KI | <table border="1"> <thead> <tr> <th>Code</th> <th>Description</th> <th>Qty</th> <th>UOM</th> </tr> </thead> <tbody> <tr> <td>RC1006A0</td> <td>CURVA GUIDA TUBO PET D8</td> <td>20.000</td> <td>PZ</td> </tr> </tbody> </table> | Code | Description | Qty | UOM | RC1006A0 | CURVA GUIDA TUBO PET D8 | 20.000 | PZ | | | | | | | | | | | | | | | | |
| Code | Description | Qty | UOM | | | | | | | | | | | | | | | | | | | | | | | | | | |
| RC1006A0 | CURVA GUIDA TUBO PET D8 | 20.000 | PZ | | | | | | | | | | | | | | | | | | | | | | | | | | |
| TB3283A | TB3283A0 |  | KTB1959A | Ø8 TB1815 TRANSPARENT PIPE 5M KIT | <table border="1"> <thead> <tr> <th>Code</th> <th>Description</th> <th>Qty</th> <th>UOM</th> </tr> </thead> <tbody> <tr> <td>TB1815A0</td> <td>TUBO PE 7,93x4,75 TRASPARENT</td> <td>5.000</td> <td>M</td> </tr> </tbody> </table> | Code | Description | Qty | UOM | TB1815A0 | TUBO PE 7,93x4,75 TRASPARENT | 5.000 | M | | | | | | | | | | | | | | | | |
| Code | Description | Qty | UOM | | | | | | | | | | | | | | | | | | | | | | | | | | |
| TB1815A0 | TUBO PE 7,93x4,75 TRASPARENT | 5.000 | M | | | | | | | | | | | | | | | | | | | | | | | | | | |
| TR1136A | TERMOSTATO SIC. UNIP. 318°C -0/+24 |  | KTR1136A | 318°C -0/+24 SAFETY THERMOSTAT KIT | <table border="1"> <thead> <tr> <th>Code</th> <th>Description</th> <th>Qty</th> <th>UOM</th> </tr> </thead> <tbody> <tr> <td>0H8120A0</td> <td>COPERCHIO INGRESSO BULBO XEVL</td> <td>1.000</td> <td>PZ</td> </tr> <tr> <td>GN1531A0</td> <td>GUARNIZIONE TENUTA INGRESSO BULBO</td> <td>1.000</td> <td>PZ</td> </tr> <tr> <td>SL1045A0</td> <td>SILICONE ANTRACITE S57 80 ml</td> <td>1.000</td> <td>PZ</td> </tr> <tr> <td>TR1136A0</td> <td>TERMOSTATO SIC. UNIP. 318°C -0/+24</td> <td>1.000</td> <td>PZ</td> </tr> <tr> <td>VI1220A1</td> <td>VITE AUTOFIL. 4.2X11 TCS+ MARUTEX</td> <td>3.000</td> <td>PZ</td> </tr> </tbody> </table> | Code | Description | Qty | UOM | 0H8120A0 | COPERCHIO INGRESSO BULBO XEVL | 1.000 | PZ | GN1531A0 | GUARNIZIONE TENUTA INGRESSO BULBO | 1.000 | PZ | SL1045A0 | SILICONE ANTRACITE S57 80 ml | 1.000 | PZ | TR1136A0 | TERMOSTATO SIC. UNIP. 318°C -0/+24 | 1.000 | PZ | VI1220A1 | VITE AUTOFIL. 4.2X11 TCS+ MARUTEX | 3.000 | PZ |
| Code | Description | Qty | UOM | | | | | | | | | | | | | | | | | | | | | | | | | | |
| 0H8120A0 | COPERCHIO INGRESSO BULBO XEVL | 1.000 | PZ | | | | | | | | | | | | | | | | | | | | | | | | | | |
| GN1531A0 | GUARNIZIONE TENUTA INGRESSO BULBO | 1.000 | PZ | | | | | | | | | | | | | | | | | | | | | | | | | | |
| SL1045A0 | SILICONE ANTRACITE S57 80 ml | 1.000 | PZ | | | | | | | | | | | | | | | | | | | | | | | | | | |
| TR1136A0 | TERMOSTATO SIC. UNIP. 318°C -0/+24 | 1.000 | PZ | | | | | | | | | | | | | | | | | | | | | | | | | | |
| VI1220A1 | VITE AUTOFIL. 4.2X11 TCS+ MARUTEX | 3.000 | PZ | | | | | | | | | | | | | | | | | | | | | | | | | | |

| COMPONENT | | | SPARE PART | | | | | | | | | | | | | | | | | | |
|-----------|---|---|--------------------------|--|---|------|-------------|-----|-----|----------|---|--------|----|----------|---|-------|----|----------|---|-------|----|
| Code | Description | Image | Code | Description | Kit components | | | | | | | | | | | | | | | | |
| VI1328A | VI1328A0 |  | VI1328A0 | VI1328A0 | | | | | | | | | | | | | | | | | |
| VM1188A | PASSACAVI SCHEDA POTENZA |  | KVM1188A | POWER BOARD WIRES PASS-THROUGH 10PCS KIT | <table border="1"> <thead> <tr> <th>Code</th> <th>Description</th> <th>Qty</th> <th>UOM</th> </tr> </thead> <tbody> <tr> <td>VM1188A0</td> <td>PASSACAVI SCHEDA POTENZA</td> <td>10.000</td> <td>PZ</td> </tr> </tbody> </table> | Code | Description | Qty | UOM | VM1188A0 | PASSACAVI SCHEDA POTENZA | 10.000 | PZ | | | | | | | | |
| Code | Description | Qty | UOM | | | | | | | | | | | | | | | | | | |
| VM1188A0 | PASSACAVI SCHEDA POTENZA | 10.000 | PZ | | | | | | | | | | | | | | | | | | |
| VM2482A | TELAIO PORTA COMPONENTI ELETTRICI SP |  | KVM2482A | BAKERLUX SP ELECTR COMPONENTS HOLDER KIT | <table border="1"> <thead> <tr> <th>Code</th> <th>Description</th> <th>Qty</th> <th>UOM</th> </tr> </thead> <tbody> <tr> <td>VM2482A0</td> <td>TELAIO PORTA COMPONENTI ELETTRICI SP</td> <td>1.000</td> <td>PZ</td> </tr> <tr> <td>VM2484A0</td> <td>FERMACAVO ALLACCIAMEN TO ELETTRIC</td> <td>1.000</td> <td>PZ</td> </tr> </tbody> </table> | Code | Description | Qty | UOM | VM2482A0 | TELAIO PORTA COMPONENTI ELETTRICI SP | 1.000 | PZ | VM2484A0 | FERMACAVO ALLACCIAMEN TO ELETTRIC | 1.000 | PZ | | | | |
| Code | Description | Qty | UOM | | | | | | | | | | | | | | | | | | |
| VM2482A0 | TELAIO PORTA COMPONENTI ELETTRICI SP | 1.000 | PZ | | | | | | | | | | | | | | | | | | |
| VM2484A0 | FERMACAVO ALLACCIAMEN TO ELETTRIC | 1.000 | PZ | | | | | | | | | | | | | | | | | | |
| VM2483A | COPERCHIO PORTA COMPONENTI SP |  | KVM2483A | BL SHOP.PRO COMPONENTS HOLDER COVER KIT | <table border="1"> <thead> <tr> <th>Code</th> <th>Description</th> <th>Qty</th> <th>UOM</th> </tr> </thead> <tbody> <tr> <td>VM2483A1</td> <td>COPERCHIO PORTA COMPONENTI SP</td> <td>1.000</td> <td>PZ</td> </tr> </tbody> </table> | Code | Description | Qty | UOM | VM2483A1 | COPERCHIO PORTA COMPONENTI SP | 1.000 | PZ | | | | | | | | |
| Code | Description | Qty | UOM | | | | | | | | | | | | | | | | | | |
| VM2483A1 | COPERCHIO PORTA COMPONENTI SP | 1.000 | PZ | | | | | | | | | | | | | | | | | | |
| VM2484A | FERMACAVO ALLACCIAMENTO ELETTRICO |  | KVM2484A KVM2482A | CABLE LOCKS ELECTRICAL CONNECTION KIT BAKERLUX SP ELECTR COMPONENTS HOLDER KIT | <table border="1"> <thead> <tr> <th>Code</th> <th>Description</th> <th>Qty</th> <th>UOM</th> </tr> </thead> <tbody> <tr> <td>VM2484A0</td> <td>FERMACAVO ALLACCIAMEN TO ELETTRIC</td> <td>1.000</td> <td>PZ</td> </tr> <tr> <td>VM2482A0</td> <td>TELAIO PORTA COMPONENTI ELETTRICI SP</td> <td>1.000</td> <td>PZ</td> </tr> <tr> <td>VM2484A0</td> <td>FERMACAVO ALLACCIAMEN TO ELETTRIC</td> <td>1.000</td> <td>PZ</td> </tr> </tbody> </table> | Code | Description | Qty | UOM | VM2484A0 | FERMACAVO ALLACCIAMEN TO ELETTRIC | 1.000 | PZ | VM2482A0 | TELAIO PORTA COMPONENTI ELETTRICI SP | 1.000 | PZ | VM2484A0 | FERMACAVO ALLACCIAMEN TO ELETTRIC | 1.000 | PZ |
| Code | Description | Qty | UOM | | | | | | | | | | | | | | | | | | |
| VM2484A0 | FERMACAVO ALLACCIAMEN TO ELETTRIC | 1.000 | PZ | | | | | | | | | | | | | | | | | | |
| VM2482A0 | TELAIO PORTA COMPONENTI ELETTRICI SP | 1.000 | PZ | | | | | | | | | | | | | | | | | | |
| VM2484A0 | FERMACAVO ALLACCIAMEN TO ELETTRIC | 1.000 | PZ | | | | | | | | | | | | | | | | | | |