








| Assembly code | Assembly revision | Assembly image |
|----------------|-------------------|---|
| ASM4080A/0.D00 | Door |  |
| ASM2109B/0.D00 | Cooking chamber |  |
| ASM2110A/0.D00 | External cover |  |
| ASM2794A/0.D00 | General overview |  |

ASM4080A/0.D00 - Door




ASM4080A/0.D00 - Door


REAR





| COMPONENT | | | SPARE PART | | | | | | | | | | | | | | | | | | | | | | | | | | |
|-----------|---|--|------------|---|---|------|-------------|---|-----|----------|---|---|----|----------|--------------------------------------|-------------------------------------|----|----------|------------------------------------|---|----|----------|---|------------------------------------|----|----------|------------------------------------|---|----|
| Code | Description | Image | Code | Description | Components list | | | | | | | | | | | | | | | | | | | | | | | | |
| VM1180B | CHEFTOP/BAKERTO P HANDLE SHAFT |  | KVM1191A | CHEFTOP/BAKERTO P DOOR LEFT LATCH KIT | <table border="1"> <thead> <tr> <th>Code</th> <th>Description</th> <th>Qty</th> <th>UOM</th> </tr> </thead> <tbody> <tr> <td>VI0239A1</td> <td>SELF-TAPPIN G SCREW 4.2X25 TCB+ INOX</td> <td>2</td> <td>PZ</td> </tr> <tr> <td>VI1220A1</td> <td>4,2X12 TCB SELF-TAPPIN G SCREW</td> <td>2</td> <td>PZ</td> </tr> <tr> <td>VM1191A2</td> <td>CT BT LEFT DOOR SPRING LATCH</td> <td>1</td> <td>PZ</td> </tr> <tr> <td>VM1192A1</td> <td>CT BT DOOR SPRING LATCH BACK COVER</td> <td>1</td> <td>PZ</td> </tr> <tr> <td>VM1460A0</td> <td>XBC/XVC RIGHT DOOR LATCH CAP</td> <td>1</td> <td>PZ</td> </tr> </tbody> </table> | Code | Description | Qty | UOM | VI0239A1 | SELF-TAPPIN G SCREW 4.2X25 TCB+ INOX | 2 | PZ | VI1220A1 | 4,2X12 TCB SELF-TAPPIN G SCREW | 2 | PZ | VM1191A2 | CT BT LEFT DOOR SPRING LATCH | 1 | PZ | VM1192A1 | CT BT DOOR SPRING LATCH BACK COVER | 1 | PZ | VM1460A0 | XBC/XVC RIGHT DOOR LATCH CAP | 1 | PZ |
| | | | Code | Description | Qty | UOM | | | | | | | | | | | | | | | | | | | | | | | |
| | | | VI0239A1 | SELF-TAPPIN G SCREW 4.2X25 TCB+ INOX | 2 | PZ | | | | | | | | | | | | | | | | | | | | | | | |
| VI1220A1 | 4,2X12 TCB SELF-TAPPIN G SCREW | 2 | PZ | | | | | | | | | | | | | | | | | | | | | | | | | | |
| VM1191A2 | CT BT LEFT DOOR SPRING LATCH | 1 | PZ | | | | | | | | | | | | | | | | | | | | | | | | | | |
| VM1192A1 | CT BT DOOR SPRING LATCH BACK COVER | 1 | PZ | | | | | | | | | | | | | | | | | | | | | | | | | | |
| VM1460A0 | XBC/XVC RIGHT DOOR LATCH CAP | 1 | PZ | | | | | | | | | | | | | | | | | | | | | | | | | | |
| KVM1190A | CHEFTOP/BAKERTO P DOOR RIGHT LATCH KIT | <table border="1"> <thead> <tr> <th>Code</th> <th>Description</th> <th>Qty</th> <th>UOM</th> </tr> </thead> <tbody> <tr> <td>VI0239A1</td> <td>SELF-TAPPIN G SCREW 4.2X25 TCB+ INOX</td> <td>2</td> <td>PZ</td> </tr> <tr> <td>VI1220A1</td> <td>4,2X12 TCB SELF-TAPPIN G SCREW</td> <td>2</td> <td>PZ</td> </tr> <tr> <td>VM1190A2</td> <td>CT BT RIGHT DOOR SPRING LATCH</td> <td>1</td> <td>PZ</td> </tr> <tr> <td>VM1192A1</td> <td>CT BT DOOR SPRING LATCH BACK COVER</td> <td>1</td> <td>PZ</td> </tr> <tr> <td>VM1460A0</td> <td>XBC/XVC RIGHT DOOR LATCH CAP</td> <td>1</td> <td>PZ</td> </tr> </tbody> </table> | Code | Description | Qty | UOM | VI0239A1 | SELF-TAPPIN G SCREW 4.2X25 TCB+ INOX | 2 | PZ | VI1220A1 | 4,2X12 TCB SELF-TAPPIN G SCREW | 2 | PZ | VM1190A2 | CT BT RIGHT DOOR SPRING LATCH | 1 | PZ | VM1192A1 | CT BT DOOR SPRING LATCH BACK COVER | 1 | PZ | VM1460A0 | XBC/XVC RIGHT DOOR LATCH CAP | 1 | PZ | | | |
| Code | Description | Qty | UOM | | | | | | | | | | | | | | | | | | | | | | | | | | |
| VI0239A1 | SELF-TAPPIN G SCREW 4.2X25 TCB+ INOX | 2 | PZ | | | | | | | | | | | | | | | | | | | | | | | | | | |
| VI1220A1 | 4,2X12 TCB SELF-TAPPIN G SCREW | 2 | PZ | | | | | | | | | | | | | | | | | | | | | | | | | | |
| VM1190A2 | CT BT RIGHT DOOR SPRING LATCH | 1 | PZ | | | | | | | | | | | | | | | | | | | | | | | | | | |
| VM1192A1 | CT BT DOOR SPRING LATCH BACK COVER | 1 | PZ | | | | | | | | | | | | | | | | | | | | | | | | | | |
| VM1460A0 | XBC/XVC RIGHT DOOR LATCH CAP | 1 | PZ | | | | | | | | | | | | | | | | | | | | | | | | | | |
| KVM1180B | CT BT CL BL HANDLE KIT | <table border="1"> <thead> <tr> <th>Code</th> <th>Description</th> <th>Qty</th> <th>UOM</th> </tr> </thead> <tbody> <tr> <td>0H3000B0</td> <td>E S. CT BT STAINLESS STEEL HANDLE COVE</td> <td>1</td> <td>PZ</td> </tr> <tr> <td>RC1200A0</td> <td>ED=4 WIRE D.=0.5 COMPRESSIO N SPRING</td> <td>4</td> <td>PZ</td> </tr> <tr> <td>VM1180B0</td> <td>CHEFTOP/BAK ERTOP HANDLE SHAF</td> <td>1</td> <td>PZ</td> </tr> <tr> <td>VM1181B0</td> <td>E SERIES CT BT HANDLE SHAFT CAP</td> <td>1</td> <td>PZ</td> </tr> </tbody> </table> | Code | Description | Qty | UOM | 0H3000B0 | E S. CT BT STAINLESS STEEL HANDLE COVE | 1 | PZ | RC1200A0 | ED=4 WIRE D.=0.5 COMPRESSIO N SPRING | 4 | PZ | VM1180B0 | CHEFTOP/BAK ERTOP HANDLE SHAF | 1 | PZ | VM1181B0 | E SERIES CT BT HANDLE SHAFT CAP | 1 | PZ | | | | | | | |
| Code | Description | Qty | UOM | | | | | | | | | | | | | | | | | | | | | | | | | | |
| 0H3000B0 | E S. CT BT STAINLESS STEEL HANDLE COVE | 1 | PZ | | | | | | | | | | | | | | | | | | | | | | | | | | |
| RC1200A0 | ED=4 WIRE D.=0.5 COMPRESSIO N SPRING | 4 | PZ | | | | | | | | | | | | | | | | | | | | | | | | | | |
| VM1180B0 | CHEFTOP/BAK ERTOP HANDLE SHAF | 1 | PZ | | | | | | | | | | | | | | | | | | | | | | | | | | |
| VM1181B0 | E SERIES CT BT HANDLE SHAFT CAP | 1 | PZ | | | | | | | | | | | | | | | | | | | | | | | | | | |





| COMPONENT | | | SPARE PART | | | | | | | | | | | | | | | | | | | | | | | | | | | | | | | | | | | | | | | | | | | | | | | | | | | | | | | |
|-----------|---|--|------------|---------------------------|--|------|-------------|---|-----|----------|---|---|----|----------|---|---|----|----------|------------------------------------|---|----|----------|------------------------|--------------------------------------|----|----|----------|---|---|----|----------|------------------------------------|---|----|----------|---|---|----|----------|------------------------|---|----|----------|-------------------------------|---|----|----------|--------------------------------------|---|----|----------|-------------------------------------|---|----|----------|----------------------|---|----|
| Code | Description | Image | Code | Description | Components list | | | | | | | | | | | | | | | | | | | | | | | | | | | | | | | | | | | | | | | | | | | | | | | | | | | | | |
| VM1180B | CHEFTOP/BAKERTO P HANDLE SHAFT |  | KVM1180B | CT BT CL BL HANDLE KIT | <table border="1"> <thead> <tr> <th>Code</th> <th>Description</th> <th>Qty</th> <th>UOM</th> </tr> </thead> <tbody> <tr> <td>VM1182B0</td> <td>E S. CT BT HANDLE JUNCTION + PIN GUIDE</td> <td>1</td> <td>PZ</td> </tr> <tr> <td>VM1182B1</td> <td>E S. CT BT HANDLE JUNCTION + PIN GUIDE</td> <td>1</td> <td>PZ</td> </tr> <tr> <td>VM1183A1</td> <td>CHEFTOP/BAK ERTOP HANDLE PIN</td> <td>1</td> <td>PZ</td> </tr> <tr> <td>VM1695A0</td> <td>HANDLE POSITION PIN</td> <td>4</td> <td>PZ</td> </tr> </tbody> </table> | Code | Description | Qty | UOM | VM1182B0 | E S. CT BT HANDLE JUNCTION + PIN GUIDE | 1 | PZ | VM1182B1 | E S. CT BT HANDLE JUNCTION + PIN GUIDE | 1 | PZ | VM1183A1 | CHEFTOP/BAK ERTOP HANDLE PIN | 1 | PZ | VM1695A0 | HANDLE POSITION PIN | 4 | PZ | | | | | | | | | | | | | | | | | | | | | | | | | | | | | | | | | |
| | | | Code | Description | Qty | UOM | | | | | | | | | | | | | | | | | | | | | | | | | | | | | | | | | | | | | | | | | | | | | | | | | | | | |
| VM1182B0 | E S. CT BT HANDLE JUNCTION + PIN GUIDE | 1 | PZ | | | | | | | | | | | | | | | | | | | | | | | | | | | | | | | | | | | | | | | | | | | | | | | | | | | | | | | |
| VM1182B1 | E S. CT BT HANDLE JUNCTION + PIN GUIDE | 1 | PZ | | | | | | | | | | | | | | | | | | | | | | | | | | | | | | | | | | | | | | | | | | | | | | | | | | | | | | | |
| VM1183A1 | CHEFTOP/BAK ERTOP HANDLE PIN | 1 | PZ | | | | | | | | | | | | | | | | | | | | | | | | | | | | | | | | | | | | | | | | | | | | | | | | | | | | | | | |
| VM1695A0 | HANDLE POSITION PIN | 4 | PZ | | | | | | | | | | | | | | | | | | | | | | | | | | | | | | | | | | | | | | | | | | | | | | | | | | | | | | | |
| KMG1030B | CT BT CL BL HANDLE KIT | <table border="1"> <thead> <tr> <th>Code</th> <th>Description</th> <th>Qty</th> <th>UOM</th> </tr> </thead> <tbody> <tr> <td>0H7321A0</td> <td>MM STAINLESS STEEL HANDLE COVE</td> <td>1</td> <td>PZ</td> </tr> <tr> <td>ED1072A0</td> <td></td> <td>1</td> <td>PZ</td> </tr> <tr> <td>RC1200A0</td> <td>ED=4 WIRE D.=0.5 COMPRESSIO N SPRING</td> <td>4</td> <td>PZ</td> </tr> <tr> <td>VI0239A1</td> <td>SELF-TAPPIN G SCREW 4.2X25 TCB+ INOX</td> <td>4</td> <td>PZ</td> </tr> <tr> <td>VI1220A1</td> <td>4,2X12 TCB SELF-TAPPIN G SCREW</td> <td>2</td> <td>PZ</td> </tr> <tr> <td>VM1182B1</td> <td>E S. CT BT HANDLE JUNCTION + PIN GUIDE</td> <td>1</td> <td>PZ</td> </tr> <tr> <td>VM1183B0</td> <td>CHEFTOP/BAK ERTOP HANDLE PIN</td> <td>1</td> <td>PZ</td> </tr> <tr> <td>VM1490A0</td> <td>CHEFTOP/BAK ERTOP HANDLE SCREWS COVER</td> <td>2</td> <td>PZ</td> </tr> <tr> <td>VM1695A0</td> <td>HANDLE POSITION PIN</td> <td>4</td> <td>PZ</td> </tr> <tr> <td>VM2245A0</td> <td>HANDLE SHAFT WITH LATCH</td> <td>1</td> <td>PZ</td> </tr> <tr> <td>VM2247A0</td> <td>HANDLE SHAFT COVER VM2245-2246</td> <td>1</td> <td>PZ</td> </tr> <tr> <td>VM2248B0</td> <td>CLOSING HANDLE KEY WITH LATCH</td> <td>1</td> <td>PZ</td> </tr> <tr> <td>VM2295A0</td> <td>STYLUS PEN FOR MM</td> <td>1</td> <td>PZ</td> </tr> </tbody> </table> | Code | Description | Qty | UOM | 0H7321A0 | MM STAINLESS STEEL HANDLE COVE | 1 | PZ | ED1072A0 | | 1 | PZ | RC1200A0 | ED=4 WIRE D.=0.5 COMPRESSIO N SPRING | 4 | PZ | VI0239A1 | SELF-TAPPIN G SCREW 4.2X25 TCB+ INOX | 4 | PZ | VI1220A1 | 4,2X12 TCB SELF-TAPPIN G SCREW | 2 | PZ | VM1182B1 | E S. CT BT HANDLE JUNCTION + PIN GUIDE | 1 | PZ | VM1183B0 | CHEFTOP/BAK ERTOP HANDLE PIN | 1 | PZ | VM1490A0 | CHEFTOP/BAK ERTOP HANDLE SCREWS COVER | 2 | PZ | VM1695A0 | HANDLE POSITION PIN | 4 | PZ | VM2245A0 | HANDLE SHAFT WITH LATCH | 1 | PZ | VM2247A0 | HANDLE SHAFT COVER VM2245-2246 | 1 | PZ | VM2248B0 | CLOSING HANDLE KEY WITH LATCH | 1 | PZ | VM2295A0 | STYLUS PEN FOR MM | 1 | PZ |
| Code | Description | Qty | UOM | | | | | | | | | | | | | | | | | | | | | | | | | | | | | | | | | | | | | | | | | | | | | | | | | | | | | | | |
| 0H7321A0 | MM STAINLESS STEEL HANDLE COVE | 1 | PZ | | | | | | | | | | | | | | | | | | | | | | | | | | | | | | | | | | | | | | | | | | | | | | | | | | | | | | | |
| ED1072A0 | | 1 | PZ | | | | | | | | | | | | | | | | | | | | | | | | | | | | | | | | | | | | | | | | | | | | | | | | | | | | | | | |
| RC1200A0 | ED=4 WIRE D.=0.5 COMPRESSIO N SPRING | 4 | PZ | | | | | | | | | | | | | | | | | | | | | | | | | | | | | | | | | | | | | | | | | | | | | | | | | | | | | | | |
| VI0239A1 | SELF-TAPPIN G SCREW 4.2X25 TCB+ INOX | 4 | PZ | | | | | | | | | | | | | | | | | | | | | | | | | | | | | | | | | | | | | | | | | | | | | | | | | | | | | | | |
| VI1220A1 | 4,2X12 TCB SELF-TAPPIN G SCREW | 2 | PZ | | | | | | | | | | | | | | | | | | | | | | | | | | | | | | | | | | | | | | | | | | | | | | | | | | | | | | | |
| VM1182B1 | E S. CT BT HANDLE JUNCTION + PIN GUIDE | 1 | PZ | | | | | | | | | | | | | | | | | | | | | | | | | | | | | | | | | | | | | | | | | | | | | | | | | | | | | | | |
| VM1183B0 | CHEFTOP/BAK ERTOP HANDLE PIN | 1 | PZ | | | | | | | | | | | | | | | | | | | | | | | | | | | | | | | | | | | | | | | | | | | | | | | | | | | | | | | |
| VM1490A0 | CHEFTOP/BAK ERTOP HANDLE SCREWS COVER | 2 | PZ | | | | | | | | | | | | | | | | | | | | | | | | | | | | | | | | | | | | | | | | | | | | | | | | | | | | | | | |
| VM1695A0 | HANDLE POSITION PIN | 4 | PZ | | | | | | | | | | | | | | | | | | | | | | | | | | | | | | | | | | | | | | | | | | | | | | | | | | | | | | | |
| VM2245A0 | HANDLE SHAFT WITH LATCH | 1 | PZ | | | | | | | | | | | | | | | | | | | | | | | | | | | | | | | | | | | | | | | | | | | | | | | | | | | | | | | |
| VM2247A0 | HANDLE SHAFT COVER VM2245-2246 | 1 | PZ | | | | | | | | | | | | | | | | | | | | | | | | | | | | | | | | | | | | | | | | | | | | | | | | | | | | | | | |
| VM2248B0 | CLOSING HANDLE KEY WITH LATCH | 1 | PZ | | | | | | | | | | | | | | | | | | | | | | | | | | | | | | | | | | | | | | | | | | | | | | | | | | | | | | | |
| VM2295A0 | STYLUS PEN FOR MM | 1 | PZ | | | | | | | | | | | | | | | | | | | | | | | | | | | | | | | | | | | | | | | | | | | | | | | | | | | | | | | |




| COMPONENT | | | SPARE PART | | | | | | | | | | | | | | | | | | | | | | | | | | | | | | | | | | | | | | |
|-----------|---|---|------------|---------------------------------|--|------|-------------|--------------------------------------|-----|----------|---|----------------------------------|----|----------|---|----------------------------------|----|----------|---------------------------------------|---|----|----------|---------------------------------------|---|----|----------|---|---|----|----------|---|---|----|----------|------------------------------------|---|----|----------|------------------------|---|----|
| Code | Description | Image | Code | Description | Components list | | | | | | | | | | | | | | | | | | | | | | | | | | | | | | | | | | | | |
| VM1181B | E SERIES CT BT HANDLE SHAFT CAP |  | KVM1180B | CT BT CL BL HANDLE KIT | <table border="1"> <thead> <tr> <th>Code</th> <th>Description</th> <th>Qty</th> <th>UOM</th> </tr> </thead> <tbody> <tr> <td>0H3000B0</td> <td>E S. CT BT STAINLESS STEEL HANDLE COVE</td> <td>1</td> <td>PZ</td> </tr> <tr> <td>RC1200A0</td> <td>ED=4 WIRE D.=0.5 COMPRESSIO N SPRING</td> <td>4</td> <td>PZ</td> </tr> <tr> <td>VM1180B0</td> <td>CHEFTOP/BAK ERTOP HANDLE SHAF</td> <td>1</td> <td>PZ</td> </tr> <tr> <td>VM1181B0</td> <td>E SERIES CT BT HANDLE SHAFT CAP</td> <td>1</td> <td>PZ</td> </tr> <tr> <td>VM1182B0</td> <td>E S. CT BT HANDLE JUNCTION + PIN GUIDE</td> <td>1</td> <td>PZ</td> </tr> <tr> <td>VM1182B1</td> <td>E S. CT BT HANDLE JUNCTION + PIN GUIDE</td> <td>1</td> <td>PZ</td> </tr> <tr> <td>VM1183A1</td> <td>CHEFTOP/BAK ERTOP HANDLE PIN</td> <td>1</td> <td>PZ</td> </tr> <tr> <td>VM1695A0</td> <td>HANDLE POSITION PIN</td> <td>4</td> <td>PZ</td> </tr> </tbody> </table> | Code | Description | Qty | UOM | 0H3000B0 | E S. CT BT STAINLESS STEEL HANDLE COVE | 1 | PZ | RC1200A0 | ED=4 WIRE D.=0.5 COMPRESSIO N SPRING | 4 | PZ | VM1180B0 | CHEFTOP/BAK ERTOP HANDLE SHAF | 1 | PZ | VM1181B0 | E SERIES CT BT HANDLE SHAFT CAP | 1 | PZ | VM1182B0 | E S. CT BT HANDLE JUNCTION + PIN GUIDE | 1 | PZ | VM1182B1 | E S. CT BT HANDLE JUNCTION + PIN GUIDE | 1 | PZ | VM1183A1 | CHEFTOP/BAK ERTOP HANDLE PIN | 1 | PZ | VM1695A0 | HANDLE POSITION PIN | 4 | PZ |
| Code | Description | Qty | UOM | | | | | | | | | | | | | | | | | | | | | | | | | | | | | | | | | | | | | | |
| 0H3000B0 | E S. CT BT STAINLESS STEEL HANDLE COVE | 1 | PZ | | | | | | | | | | | | | | | | | | | | | | | | | | | | | | | | | | | | | | |
| RC1200A0 | ED=4 WIRE D.=0.5 COMPRESSIO N SPRING | 4 | PZ | | | | | | | | | | | | | | | | | | | | | | | | | | | | | | | | | | | | | | |
| VM1180B0 | CHEFTOP/BAK ERTOP HANDLE SHAF | 1 | PZ | | | | | | | | | | | | | | | | | | | | | | | | | | | | | | | | | | | | | | |
| VM1181B0 | E SERIES CT BT HANDLE SHAFT CAP | 1 | PZ | | | | | | | | | | | | | | | | | | | | | | | | | | | | | | | | | | | | | | |
| VM1182B0 | E S. CT BT HANDLE JUNCTION + PIN GUIDE | 1 | PZ | | | | | | | | | | | | | | | | | | | | | | | | | | | | | | | | | | | | | | |
| VM1182B1 | E S. CT BT HANDLE JUNCTION + PIN GUIDE | 1 | PZ | | | | | | | | | | | | | | | | | | | | | | | | | | | | | | | | | | | | | | |
| VM1183A1 | CHEFTOP/BAK ERTOP HANDLE PIN | 1 | PZ | | | | | | | | | | | | | | | | | | | | | | | | | | | | | | | | | | | | | | |
| VM1695A0 | HANDLE POSITION PIN | 4 | PZ | | | | | | | | | | | | | | | | | | | | | | | | | | | | | | | | | | | | | | |
| VM1630A | INTERNAL GLASS PUSHING CAP |  | KVM2315A | MM INTERNAL GLASS SUPPORT KI | <table border="1"> <thead> <tr> <th>Code</th> <th>Description</th> <th>Qty</th> <th>UOM</th> </tr> </thead> <tbody> <tr> <td>V11220A1</td> <td>4,2X12 TCB SELF-TAPPIN G SCREW</td> <td>3</td> <td>PZ</td> </tr> <tr> <td>VM1630A0</td> <td>INTERNAL GLASS PUSHING CAP</td> <td>3</td> <td>PZ</td> </tr> <tr> <td>VM2315A0</td> <td>6 S. INTERNAL GLASS CAP SUPPORT</td> <td>3</td> <td>PZ</td> </tr> </tbody> </table> | Code | Description | Qty | UOM | V11220A1 | 4,2X12 TCB SELF-TAPPIN G SCREW | 3 | PZ | VM1630A0 | INTERNAL GLASS PUSHING CAP | 3 | PZ | VM2315A0 | 6 S. INTERNAL GLASS CAP SUPPORT | 3 | PZ | | | | | | | | | | | | | | | | | | | | |
| | | | Code | Description | Qty | UOM | | | | | | | | | | | | | | | | | | | | | | | | | | | | | | | | | | | |
| V11220A1 | 4,2X12 TCB SELF-TAPPIN G SCREW | 3 | PZ | | | | | | | | | | | | | | | | | | | | | | | | | | | | | | | | | | | | | | |
| VM1630A0 | INTERNAL GLASS PUSHING CAP | 3 | PZ | | | | | | | | | | | | | | | | | | | | | | | | | | | | | | | | | | | | | | |
| VM2315A0 | 6 S. INTERNAL GLASS CAP SUPPORT | 3 | PZ | | | | | | | | | | | | | | | | | | | | | | | | | | | | | | | | | | | | | | |
| KVM1591A | S.5E INT. GLASS H35 PUSHING BRACKET KIT | <table border="1"> <thead> <tr> <th>Code</th> <th>Description</th> <th>Qty</th> <th>UOM</th> </tr> </thead> <tbody> <tr> <td>V11220A1</td> <td>4,2X12 TCB SELF-TAPPIN G SCREW</td> <td>2</td> <td>PZ</td> </tr> <tr> <td>VM1591A0</td> <td>GLASS BRACKET INT. XVC1004</td> <td>1</td> <td>PZ</td> </tr> <tr> <td>VM1630A0</td> <td>INTERNAL GLASS PUSHING CAP</td> <td>2</td> <td>PZ</td> </tr> </tbody> </table> | Code | Description | Qty | UOM | V11220A1 | 4,2X12 TCB SELF-TAPPIN G SCREW | 2 | PZ | VM1591A0 | GLASS BRACKET INT. XVC1004 | 1 | PZ | VM1630A0 | INTERNAL GLASS PUSHING CAP | 2 | PZ | | | | | | | | | | | | | | | | | | | | | | | |
| Code | Description | Qty | UOM | | | | | | | | | | | | | | | | | | | | | | | | | | | | | | | | | | | | | | |
| V11220A1 | 4,2X12 TCB SELF-TAPPIN G SCREW | 2 | PZ | | | | | | | | | | | | | | | | | | | | | | | | | | | | | | | | | | | | | | |
| VM1591A0 | GLASS BRACKET INT. XVC1004 | 1 | PZ | | | | | | | | | | | | | | | | | | | | | | | | | | | | | | | | | | | | | | |
| VM1630A0 | INTERNAL GLASS PUSHING CAP | 2 | PZ | | | | | | | | | | | | | | | | | | | | | | | | | | | | | | | | | | | | | | |


| COMPONENT | | | SPARE PART | | | | | | | | | | | | | | | | | | |
|-----------|---|---|------------|---|--|------|-------------|-----|-----|----------|---|---|----|----------|---|---|----|----------|----------------------------------|---|----|
| Code | Description | Image | Code | Description | Components list | | | | | | | | | | | | | | | | |
| VM1630A | INTERNAL GLASS PUSHING CAP |  | KVM1590A | S.5 INT. GLASS H25 PUSHING BRACKET KIT | <table border="1"> <thead> <tr> <th>Code</th> <th>Description</th> <th>Qty</th> <th>UOM</th> </tr> </thead> <tbody> <tr> <td>VI1220A1</td> <td>4,2X12 TCB SELF-TAPPIN G SCREW</td> <td>2</td> <td>PZ</td> </tr> <tr> <td>VM1590A0</td> <td>XVC705 XBC805 GLASS PUSHING BRACKET</td> <td>1</td> <td>PZ</td> </tr> <tr> <td>VM1630A0</td> <td>INTERNAL GLASS PUSHING CAP</td> <td>2</td> <td>PZ</td> </tr> </tbody> </table> | Code | Description | Qty | UOM | VI1220A1 | 4,2X12 TCB SELF-TAPPIN G SCREW | 2 | PZ | VM1590A0 | XVC705 XBC805 GLASS PUSHING BRACKET | 1 | PZ | VM1630A0 | INTERNAL GLASS PUSHING CAP | 2 | PZ |
| Code | Description | Qty | UOM | | | | | | | | | | | | | | | | | | |
| VI1220A1 | 4,2X12 TCB SELF-TAPPIN G SCREW | 2 | PZ | | | | | | | | | | | | | | | | | | |
| VM1590A0 | XVC705 XBC805 GLASS PUSHING BRACKET | 1 | PZ | | | | | | | | | | | | | | | | | | |
| VM1630A0 | INTERNAL GLASS PUSHING CAP | 2 | PZ | | | | | | | | | | | | | | | | | | |
| VM1591A | GLASS BRACKET INT. XVC1004 |  | KVM1591A | S.5E INT. GLASS H35 PUSHING BRACKET KIT | <table border="1"> <thead> <tr> <th>Code</th> <th>Description</th> <th>Qty</th> <th>UOM</th> </tr> </thead> <tbody> <tr> <td>VI1220A1</td> <td>4,2X12 TCB SELF-TAPPIN G SCREW</td> <td>2</td> <td>PZ</td> </tr> <tr> <td>VM1591A0</td> <td>GLASS BRACKET INT. XVC1004</td> <td>1</td> <td>PZ</td> </tr> <tr> <td>VM1630A0</td> <td>INTERNAL GLASS PUSHING CAP</td> <td>2</td> <td>PZ</td> </tr> </tbody> </table> | Code | Description | Qty | UOM | VI1220A1 | 4,2X12 TCB SELF-TAPPIN G SCREW | 2 | PZ | VM1591A0 | GLASS BRACKET INT. XVC1004 | 1 | PZ | VM1630A0 | INTERNAL GLASS PUSHING CAP | 2 | PZ |
| Code | Description | Qty | UOM | | | | | | | | | | | | | | | | | | |
| VI1220A1 | 4,2X12 TCB SELF-TAPPIN G SCREW | 2 | PZ | | | | | | | | | | | | | | | | | | |
| VM1591A0 | GLASS BRACKET INT. XVC1004 | 1 | PZ | | | | | | | | | | | | | | | | | | |
| VM1630A0 | INTERNAL GLASS PUSHING CAP | 2 | PZ | | | | | | | | | | | | | | | | | | |
| VM1511A | XBC/XVC SLEEK DOOR PIN BUSHING |  | KVM1511A | BUSHING KIT VM1511A0 | <table border="1"> <thead> <tr> <th>Code</th> <th>Description</th> <th>Qty</th> <th>UOM</th> </tr> </thead> <tbody> <tr> <td>VM1511A0</td> <td>XBC/XVC SLEEK DOOR PIN BUSHING</td> <td>5</td> <td>PZ</td> </tr> </tbody> </table> | Code | Description | Qty | UOM | VM1511A0 | XBC/XVC SLEEK DOOR PIN BUSHING | 5 | PZ | | | | | | | | |
| Code | Description | Qty | UOM | | | | | | | | | | | | | | | | | | |
| VM1511A0 | XBC/XVC SLEEK DOOR PIN BUSHING | 5 | PZ | | | | | | | | | | | | | | | | | | |
| VM1510A | XBC/XVC GROOVED DOOR PIN BUSHING |  | KVM1510A | GROOVED DOOR PIN BUSHING 5 PCS KIT | <table border="1"> <thead> <tr> <th>Code</th> <th>Description</th> <th>Qty</th> <th>UOM</th> </tr> </thead> <tbody> <tr> <td>VM1510A0</td> <td>XBC/XVC GROOVED DOOR PIN BUSHING</td> <td>5</td> <td>PZ</td> </tr> </tbody> </table> | Code | Description | Qty | UOM | VM1510A0 | XBC/XVC GROOVED DOOR PIN BUSHING | 5 | PZ | | | | | | | | |
| Code | Description | Qty | UOM | | | | | | | | | | | | | | | | | | |
| VM1510A0 | XBC/XVC GROOVED DOOR PIN BUSHING | 5 | PZ | | | | | | | | | | | | | | | | | | |
| TB2384B | BAKERLUX CHEFLUX DOOR UPPER LISTEL |  | TB2384B0 | BAKERLUX CHEFLUX DOOR UPPER LISTEL | | | | | | | | | | | | | | | | | |

| COMPONENT | | | SPARE PART | | | | | | | | | | | | | | | | | | | | | | | | | | | | | | | | | | | | | | | | | | | | | | | | | | |
|-----------|---|---|------------|--|---|------|-------------|-----|-----|----------|---|---|----|----------|---|---|----|----------|---|---|----|----------|----------------------------------|---|----|----------|----------------------------------|---|----|----------|--|---|----|----------|---------------------------------|---|----|----------|---|---|----|----------|-------------------------------------|---|----|----------|---|---|----|----------|--|---|----|
| Code | Description | Image | Code | Description | Components list | | | | | | | | | | | | | | | | | | | | | | | | | | | | | | | | | | | | | | | | | | | | | | | | |
| TB2404A | BAKERLUX CHEFLUX DOOR LOWER LISTEL |  | TB2404A0 | BAKERLUX CHEFLUX DOOR LOWER LISTEL | | | | | | | | | | | | | | | | | | | | | | | | | | | | | | | | | | | | | | | | | | | | | | | | | |
| VM1977A | CL BL DOOR UPPER FULCRUM-CAP |  | KVM1977A | CL BL DOOR UPPER FULCRUM-CAP KIT | <table border="1"> <thead> <tr> <th>Code</th> <th>Description</th> <th>Qty</th> <th>UOM</th> </tr> </thead> <tbody> <tr> <td>VM1977A0</td> <td>CL BL DOOR UPPER FULCRUM-CA</td> <td>1</td> <td>PZ</td> </tr> </tbody> </table> | Code | Description | Qty | UOM | VM1977A0 | CL BL DOOR UPPER FULCRUM-CA | 1 | PZ | | | | | | | | | | | | | | | | | | | | | | | | | | | | | | | | | | | | | | | | |
| Code | Description | Qty | UOM | | | | | | | | | | | | | | | | | | | | | | | | | | | | | | | | | | | | | | | | | | | | | | | | | | |
| VM1977A0 | CL BL DOOR UPPER FULCRUM-CA | 1 | PZ | | | | | | | | | | | | | | | | | | | | | | | | | | | | | | | | | | | | | | | | | | | | | | | | | | |
| | | | KDR1254A | XB893 XV893 COMPLETE DOOR | <table border="1"> <thead> <tr> <th>Code</th> <th>Description</th> <th>Qty</th> <th>UOM</th> </tr> </thead> <tbody> <tr> <td>0H3000B0</td> <td>E S. CT BT STAINLESS STEEL HANDLE COVE</td> <td>1</td> <td>PZ</td> </tr> <tr> <td>0H6575A1</td> <td>XB89- XV EXTERNAL GLASS HOLDING PROFILE</td> <td>2</td> <td>PZ</td> </tr> <tr> <td>0H7321A0</td> <td>MM STAINLESS STEEL HANDLE COVE</td> <td>1</td> <td>PZ</td> </tr> <tr> <td>CR1085A0</td> <td>INTERNAL GLASS UPPER HINGE</td> <td>1</td> <td>PZ</td> </tr> <tr> <td>CR1086A0</td> <td>INTERNAL GLASS LOWER HINGE</td> <td>1</td> <td>PZ</td> </tr> <tr> <td>ED1072A0</td> <td></td> <td>1</td> <td>PZ</td> </tr> <tr> <td>GN1181A0</td> <td>INTERNAL GLASS HINGE SEAL</td> <td>2</td> <td>PZ</td> </tr> <tr> <td>RC1200A0</td> <td>ED=4 WIRE D.=0.5 COMPRESSIO N SPRING</td> <td>8</td> <td>PZ</td> </tr> <tr> <td>SL1110A0</td> <td>BIADHESIVE PIN 3M VHB 9473-PC</td> <td>1</td> <td>PZ</td> </tr> <tr> <td>TB2384B0</td> <td>BAKERLUX CHEFLUX DOOR UPPER LISTEL</td> <td>1</td> <td>PZ</td> </tr> <tr> <td>TB2385A0</td> <td>BL CL 89- RIGHT DOOR COLUMN 50X50X1.2</td> <td>1</td> <td>PZ</td> </tr> </tbody> </table> | Code | Description | Qty | UOM | 0H3000B0 | E S. CT BT STAINLESS STEEL HANDLE COVE | 1 | PZ | 0H6575A1 | XB89- XV EXTERNAL GLASS HOLDING PROFILE | 2 | PZ | 0H7321A0 | MM STAINLESS STEEL HANDLE COVE | 1 | PZ | CR1085A0 | INTERNAL GLASS UPPER HINGE | 1 | PZ | CR1086A0 | INTERNAL GLASS LOWER HINGE | 1 | PZ | ED1072A0 | | 1 | PZ | GN1181A0 | INTERNAL GLASS HINGE SEAL | 2 | PZ | RC1200A0 | ED=4 WIRE D.=0.5 COMPRESSIO N SPRING | 8 | PZ | SL1110A0 | BIADHESIVE PIN 3M VHB 9473-PC | 1 | PZ | TB2384B0 | BAKERLUX CHEFLUX DOOR UPPER LISTEL | 1 | PZ | TB2385A0 | BL CL 89- RIGHT DOOR COLUMN 50X50X1.2 | 1 | PZ |
| Code | Description | Qty | UOM | | | | | | | | | | | | | | | | | | | | | | | | | | | | | | | | | | | | | | | | | | | | | | | | | | |
| 0H3000B0 | E S. CT BT STAINLESS STEEL HANDLE COVE | 1 | PZ | | | | | | | | | | | | | | | | | | | | | | | | | | | | | | | | | | | | | | | | | | | | | | | | | | |
| 0H6575A1 | XB89- XV EXTERNAL GLASS HOLDING PROFILE | 2 | PZ | | | | | | | | | | | | | | | | | | | | | | | | | | | | | | | | | | | | | | | | | | | | | | | | | | |
| 0H7321A0 | MM STAINLESS STEEL HANDLE COVE | 1 | PZ | | | | | | | | | | | | | | | | | | | | | | | | | | | | | | | | | | | | | | | | | | | | | | | | | | |
| CR1085A0 | INTERNAL GLASS UPPER HINGE | 1 | PZ | | | | | | | | | | | | | | | | | | | | | | | | | | | | | | | | | | | | | | | | | | | | | | | | | | |
| CR1086A0 | INTERNAL GLASS LOWER HINGE | 1 | PZ | | | | | | | | | | | | | | | | | | | | | | | | | | | | | | | | | | | | | | | | | | | | | | | | | | |
| ED1072A0 | | 1 | PZ | | | | | | | | | | | | | | | | | | | | | | | | | | | | | | | | | | | | | | | | | | | | | | | | | | |
| GN1181A0 | INTERNAL GLASS HINGE SEAL | 2 | PZ | | | | | | | | | | | | | | | | | | | | | | | | | | | | | | | | | | | | | | | | | | | | | | | | | | |
| RC1200A0 | ED=4 WIRE D.=0.5 COMPRESSIO N SPRING | 8 | PZ | | | | | | | | | | | | | | | | | | | | | | | | | | | | | | | | | | | | | | | | | | | | | | | | | | |
| SL1110A0 | BIADHESIVE PIN 3M VHB 9473-PC | 1 | PZ | | | | | | | | | | | | | | | | | | | | | | | | | | | | | | | | | | | | | | | | | | | | | | | | | | |
| TB2384B0 | BAKERLUX CHEFLUX DOOR UPPER LISTEL | 1 | PZ | | | | | | | | | | | | | | | | | | | | | | | | | | | | | | | | | | | | | | | | | | | | | | | | | | |
| TB2385A0 | BL CL 89- RIGHT DOOR COLUMN 50X50X1.2 | 1 | PZ | | | | | | | | | | | | | | | | | | | | | | | | | | | | | | | | | | | | | | | | | | | | | | | | | | |




| COMPONENT | | | SPARE PART | | | | | | | | | | | | | | | | | | | | | | | | | | | | | | | | | | | | | | | | | | | | | | | | | | | | | | | | | | | | | | | | | | | | | | |
|-----------|--|---|------------|------------------------------|--|------|-------------|-----|-----|----------|---|---|----|----------|---|---|----|----------|---|---|----|----------|------------------------------------|---|----|----------|----------------------------|---|----|----------|--------------------------------------|----|----|----------|---------------------------|----|----|----------|-----------------------------------|---|----|----------|------------------------------------|---|----|----------|---|---|----|----------|-------------------------------------|---|----|----------|---------------------------------------|---|----|----------|--|---|----|----------|--|---|----|----------|------------------------------------|---|----|----------|------------------------------------|---|----|
| Code | Description | Image | Code | Description | Components list | | | | | | | | | | | | | | | | | | | | | | | | | | | | | | | | | | | | | | | | | | | | | | | | | | | | | | | | | | | | | | | | | | | | |
| VM1977A | CL BL DOOR UPPER FULCRUM-CAP |  | KDR1254A | XB893 XV893 COMPLETE DOOR | <table border="1"> <thead> <tr> <th>Code</th> <th>Description</th> <th>Qty</th> <th>UOM</th> </tr> </thead> <tbody> <tr> <td>TB2386A0</td> <td>BL CL 89- LEFT DOOR COLUMN 50X50X1.2</td> <td>1</td> <td>PZ</td> </tr> <tr> <td>TB2404A0</td> <td>BAKERLUX CHEFLUX DOOR LOWER LISTEL</td> <td>1</td> <td>PZ</td> </tr> <tr> <td>VI0239A1</td> <td>SELF-TAPPIN G SCREW 4.2X25 TCB+ INOX</td> <td>4</td> <td>PZ</td> </tr> <tr> <td>VI1070A0</td> <td>SCREW M4X16 TSP/UNI7688 INOX</td> <td>1</td> <td>PZ</td> </tr> <tr> <td>VI1075A0</td> <td>NUT M4 H=4 UNI5587 INOX</td> <td>1</td> <td>PZ</td> </tr> <tr> <td>VI1220A1</td> <td>4.2X12 TCB SELF-TAPPIN G SCREW</td> <td>28</td> <td>PZ</td> </tr> <tr> <td>VI1300A0</td> <td>SCREW M6X12 T1/2T+INOX</td> <td>12</td> <td>PZ</td> </tr> <tr> <td>VI1310A0</td> <td>ZINC THREAD INSERT M6 FTR/E</td> <td>8</td> <td>PZ</td> </tr> <tr> <td>VI1340A0</td> <td>M6 ST. STEEL THREADED INSERT</td> <td>4</td> <td>PZ</td> </tr> <tr> <td>VI1810A0</td> <td>M6X6 STAINLESS STEEL FLATHEAD SCREW</td> <td>6</td> <td>PZ</td> </tr> <tr> <td>VM1180B0</td> <td>CHEFTOP/BAK ERTOP HANDLE SHAF</td> <td>1</td> <td>PZ</td> </tr> <tr> <td>VM1181B0</td> <td>E SERIES CT BT HANDLE SHAFT CAP</td> <td>1</td> <td>PZ</td> </tr> <tr> <td>VM1182B0</td> <td>E. S. CT BT HANDLE JUNCTION + PIN GUIDE</td> <td>1</td> <td>PZ</td> </tr> <tr> <td>VM1182B1</td> <td>E. S. CT BT HANDLE JUNCTION + PIN GUIDE</td> <td>1</td> <td>PZ</td> </tr> <tr> <td>VM1183A1</td> <td>CHEFTOP/BAK ERTOP HANDLE PIN</td> <td>1</td> <td>PZ</td> </tr> <tr> <td>VM1183B0</td> <td>CHEFTOP/BAK ERTOP HANDLE PIN</td> <td>1</td> <td>PZ</td> </tr> </tbody> </table> | Code | Description | Qty | UOM | TB2386A0 | BL CL 89- LEFT DOOR COLUMN 50X50X1.2 | 1 | PZ | TB2404A0 | BAKERLUX CHEFLUX DOOR LOWER LISTEL | 1 | PZ | VI0239A1 | SELF-TAPPIN G SCREW 4.2X25 TCB+ INOX | 4 | PZ | VI1070A0 | SCREW M4X16 TSP/UNI7688 INOX | 1 | PZ | VI1075A0 | NUT M4 H=4 UNI5587 INOX | 1 | PZ | VI1220A1 | 4.2X12 TCB SELF-TAPPIN G SCREW | 28 | PZ | VI1300A0 | SCREW M6X12 T1/2T+INOX | 12 | PZ | VI1310A0 | ZINC THREAD INSERT M6 FTR/E | 8 | PZ | VI1340A0 | M6 ST. STEEL THREADED INSERT | 4 | PZ | VI1810A0 | M6X6 STAINLESS STEEL FLATHEAD SCREW | 6 | PZ | VM1180B0 | CHEFTOP/BAK ERTOP HANDLE SHAF | 1 | PZ | VM1181B0 | E SERIES CT BT HANDLE SHAFT CAP | 1 | PZ | VM1182B0 | E. S. CT BT HANDLE JUNCTION + PIN GUIDE | 1 | PZ | VM1182B1 | E. S. CT BT HANDLE JUNCTION + PIN GUIDE | 1 | PZ | VM1183A1 | CHEFTOP/BAK ERTOP HANDLE PIN | 1 | PZ | VM1183B0 | CHEFTOP/BAK ERTOP HANDLE PIN | 1 | PZ |
| Code | Description | Qty | UOM | | | | | | | | | | | | | | | | | | | | | | | | | | | | | | | | | | | | | | | | | | | | | | | | | | | | | | | | | | | | | | | | | | | | | | |
| TB2386A0 | BL CL 89- LEFT DOOR COLUMN 50X50X1.2 | 1 | PZ | | | | | | | | | | | | | | | | | | | | | | | | | | | | | | | | | | | | | | | | | | | | | | | | | | | | | | | | | | | | | | | | | | | | | | |
| TB2404A0 | BAKERLUX CHEFLUX DOOR LOWER LISTEL | 1 | PZ | | | | | | | | | | | | | | | | | | | | | | | | | | | | | | | | | | | | | | | | | | | | | | | | | | | | | | | | | | | | | | | | | | | | | | |
| VI0239A1 | SELF-TAPPIN G SCREW 4.2X25 TCB+ INOX | 4 | PZ | | | | | | | | | | | | | | | | | | | | | | | | | | | | | | | | | | | | | | | | | | | | | | | | | | | | | | | | | | | | | | | | | | | | | | |
| VI1070A0 | SCREW M4X16 TSP/UNI7688 INOX | 1 | PZ | | | | | | | | | | | | | | | | | | | | | | | | | | | | | | | | | | | | | | | | | | | | | | | | | | | | | | | | | | | | | | | | | | | | | | |
| VI1075A0 | NUT M4 H=4 UNI5587 INOX | 1 | PZ | | | | | | | | | | | | | | | | | | | | | | | | | | | | | | | | | | | | | | | | | | | | | | | | | | | | | | | | | | | | | | | | | | | | | | |
| VI1220A1 | 4.2X12 TCB SELF-TAPPIN G SCREW | 28 | PZ | | | | | | | | | | | | | | | | | | | | | | | | | | | | | | | | | | | | | | | | | | | | | | | | | | | | | | | | | | | | | | | | | | | | | | |
| VI1300A0 | SCREW M6X12 T1/2T+INOX | 12 | PZ | | | | | | | | | | | | | | | | | | | | | | | | | | | | | | | | | | | | | | | | | | | | | | | | | | | | | | | | | | | | | | | | | | | | | | |
| VI1310A0 | ZINC THREAD INSERT M6 FTR/E | 8 | PZ | | | | | | | | | | | | | | | | | | | | | | | | | | | | | | | | | | | | | | | | | | | | | | | | | | | | | | | | | | | | | | | | | | | | | | |
| VI1340A0 | M6 ST. STEEL THREADED INSERT | 4 | PZ | | | | | | | | | | | | | | | | | | | | | | | | | | | | | | | | | | | | | | | | | | | | | | | | | | | | | | | | | | | | | | | | | | | | | | |
| VI1810A0 | M6X6 STAINLESS STEEL FLATHEAD SCREW | 6 | PZ | | | | | | | | | | | | | | | | | | | | | | | | | | | | | | | | | | | | | | | | | | | | | | | | | | | | | | | | | | | | | | | | | | | | | | |
| VM1180B0 | CHEFTOP/BAK ERTOP HANDLE SHAF | 1 | PZ | | | | | | | | | | | | | | | | | | | | | | | | | | | | | | | | | | | | | | | | | | | | | | | | | | | | | | | | | | | | | | | | | | | | | | |
| VM1181B0 | E SERIES CT BT HANDLE SHAFT CAP | 1 | PZ | | | | | | | | | | | | | | | | | | | | | | | | | | | | | | | | | | | | | | | | | | | | | | | | | | | | | | | | | | | | | | | | | | | | | | |
| VM1182B0 | E. S. CT BT HANDLE JUNCTION + PIN GUIDE | 1 | PZ | | | | | | | | | | | | | | | | | | | | | | | | | | | | | | | | | | | | | | | | | | | | | | | | | | | | | | | | | | | | | | | | | | | | | | |
| VM1182B1 | E. S. CT BT HANDLE JUNCTION + PIN GUIDE | 1 | PZ | | | | | | | | | | | | | | | | | | | | | | | | | | | | | | | | | | | | | | | | | | | | | | | | | | | | | | | | | | | | | | | | | | | | | | |
| VM1183A1 | CHEFTOP/BAK ERTOP HANDLE PIN | 1 | PZ | | | | | | | | | | | | | | | | | | | | | | | | | | | | | | | | | | | | | | | | | | | | | | | | | | | | | | | | | | | | | | | | | | | | | | |
| VM1183B0 | CHEFTOP/BAK ERTOP HANDLE PIN | 1 | PZ | | | | | | | | | | | | | | | | | | | | | | | | | | | | | | | | | | | | | | | | | | | | | | | | | | | | | | | | | | | | | | | | | | | | | | |




| COMPONENT | | | SPARE PART | | | | | | | | | | | | | | | | | | | | | | | | | | | | | | | | | | | | | | | | | | | | | | | | | | | | | | | | | | | | | | | | | | | | | | | | | | | | | | |
|-----------|---|---|------------|------------------------------|--|------|-------------|-----|-----|----------|---|---|----|----------|---|---|----|----------|--------------------------------------|---|----|----------|----------------------------------|---|----|----------|----------------------------------|---|----|----------|-------------------------|---|----|----------|------------------------|---|----|----------|-------------------------------------|---|----|----------|-----------------------------------|---|----|----------|-----------------------------------|---|----|----------|----------------------------------|---|----|----------|--------------------------|---|----|----------|---|---|----|----------|--------------------------------------|---|----|----------|-------------------------------|---|----|----------|--------------------------------------|---|----|----------|--|---|----|----------|----------------------------|---|----|
| Code | Description | Image | Code | Description | Components list | | | | | | | | | | | | | | | | | | | | | | | | | | | | | | | | | | | | | | | | | | | | | | | | | | | | | | | | | | | | | | | | | | | | | | | | | | | | |
| VM1977A | CL BL DOOR UPPER FULCRUM-CAP |  | KDR1254A | XB893 XV893 COMPLETE DOOR | <table border="1"> <thead> <tr> <th>Code</th> <th>Description</th> <th>Qty</th> <th>UOM</th> </tr> </thead> <tbody> <tr> <td>VM1490A0</td> <td>CHEFTOP/BAK ERTOP HANDLE SCREWS COVER</td> <td>2</td> <td>PZ</td> </tr> <tr> <td>VM1510A0</td> <td>XBC/XVC GROOVED DOOR PIN BUSHING</td> <td>1</td> <td>PZ</td> </tr> <tr> <td>VM1511A0</td> <td>XBC/XVC SLEEK DOOR PIN BUSHING</td> <td>1</td> <td>PZ</td> </tr> <tr> <td>VM1591A0</td> <td>GLASS BRACKET INT. XVC1004</td> <td>1</td> <td>PZ</td> </tr> <tr> <td>VM1630A0</td> <td>INTERNAL GLASS PUSHING CAP</td> <td>2</td> <td>PZ</td> </tr> <tr> <td>VM1680A0</td> <td>INTERNAL GLASS HINGE</td> <td>2</td> <td>PZ</td> </tr> <tr> <td>VM1695A0</td> <td>HANDLE POSITION PIN</td> <td>4</td> <td>PZ</td> </tr> <tr> <td>VM1976A0</td> <td>CL BL DOOR COLUMN BLANKING CA</td> <td>2</td> <td>PZ</td> </tr> <tr> <td>VM1977A0</td> <td>CL BL DOOR UPPER FULCRUM-CA</td> <td>1</td> <td>PZ</td> </tr> <tr> <td>VM1978A0</td> <td>CL BL DOOR LOWER FULCRUM-CA</td> <td>1</td> <td>PZ</td> </tr> <tr> <td>VM2000A0</td> <td>M4 SOCKET HEAD SCREW COVER</td> <td>6</td> <td>PZ</td> </tr> <tr> <td>VM2008A0</td> <td>SPACER FOR MICROSWITC</td> <td>1</td> <td>PZ</td> </tr> <tr> <td>VM2042A0</td> <td>INTERNAL GLASS LATERAL LOCKING SYSTEM</td> <td>2</td> <td>PZ</td> </tr> <tr> <td>VM2043A0</td> <td>UPPER - LOWER GLASS SUPPORT</td> <td>2</td> <td>PZ</td> </tr> <tr> <td>VM2245A0</td> <td>HANDLE SHAFT WITH LATCH</td> <td>1</td> <td>PZ</td> </tr> <tr> <td>VM2247A0</td> <td>HANDLE SHAFT COVER VM2245-2246</td> <td>1</td> <td>PZ</td> </tr> <tr> <td>VT1140A0</td> <td>XB893/895 XBC804/805 INTERNAL GLASS</td> <td>1</td> <td>PZ</td> </tr> <tr> <td>VT1254A0</td> <td>OUTER GLASS XB89- XC89-</td> <td>1</td> <td>PZ</td> </tr> </tbody> </table> | Code | Description | Qty | UOM | VM1490A0 | CHEFTOP/BAK ERTOP HANDLE SCREWS COVER | 2 | PZ | VM1510A0 | XBC/XVC GROOVED DOOR PIN BUSHING | 1 | PZ | VM1511A0 | XBC/XVC SLEEK DOOR PIN BUSHING | 1 | PZ | VM1591A0 | GLASS BRACKET INT. XVC1004 | 1 | PZ | VM1630A0 | INTERNAL GLASS PUSHING CAP | 2 | PZ | VM1680A0 | INTERNAL GLASS HINGE | 2 | PZ | VM1695A0 | HANDLE POSITION PIN | 4 | PZ | VM1976A0 | CL BL DOOR COLUMN BLANKING CA | 2 | PZ | VM1977A0 | CL BL DOOR UPPER FULCRUM-CA | 1 | PZ | VM1978A0 | CL BL DOOR LOWER FULCRUM-CA | 1 | PZ | VM2000A0 | M4 SOCKET HEAD SCREW COVER | 6 | PZ | VM2008A0 | SPACER FOR MICROSWITC | 1 | PZ | VM2042A0 | INTERNAL GLASS LATERAL LOCKING SYSTEM | 2 | PZ | VM2043A0 | UPPER - LOWER GLASS SUPPORT | 2 | PZ | VM2245A0 | HANDLE SHAFT WITH LATCH | 1 | PZ | VM2247A0 | HANDLE SHAFT COVER VM2245-2246 | 1 | PZ | VT1140A0 | XB893/895 XBC804/805 INTERNAL GLASS | 1 | PZ | VT1254A0 | OUTER GLASS XB89- XC89- | 1 | PZ |
| Code | Description | Qty | UOM | | | | | | | | | | | | | | | | | | | | | | | | | | | | | | | | | | | | | | | | | | | | | | | | | | | | | | | | | | | | | | | | | | | | | | | | | | | | | | |
| VM1490A0 | CHEFTOP/BAK ERTOP HANDLE SCREWS COVER | 2 | PZ | | | | | | | | | | | | | | | | | | | | | | | | | | | | | | | | | | | | | | | | | | | | | | | | | | | | | | | | | | | | | | | | | | | | | | | | | | | | | | |
| VM1510A0 | XBC/XVC GROOVED DOOR PIN BUSHING | 1 | PZ | | | | | | | | | | | | | | | | | | | | | | | | | | | | | | | | | | | | | | | | | | | | | | | | | | | | | | | | | | | | | | | | | | | | | | | | | | | | | | |
| VM1511A0 | XBC/XVC SLEEK DOOR PIN BUSHING | 1 | PZ | | | | | | | | | | | | | | | | | | | | | | | | | | | | | | | | | | | | | | | | | | | | | | | | | | | | | | | | | | | | | | | | | | | | | | | | | | | | | | |
| VM1591A0 | GLASS BRACKET INT. XVC1004 | 1 | PZ | | | | | | | | | | | | | | | | | | | | | | | | | | | | | | | | | | | | | | | | | | | | | | | | | | | | | | | | | | | | | | | | | | | | | | | | | | | | | | |
| VM1630A0 | INTERNAL GLASS PUSHING CAP | 2 | PZ | | | | | | | | | | | | | | | | | | | | | | | | | | | | | | | | | | | | | | | | | | | | | | | | | | | | | | | | | | | | | | | | | | | | | | | | | | | | | | |
| VM1680A0 | INTERNAL GLASS HINGE | 2 | PZ | | | | | | | | | | | | | | | | | | | | | | | | | | | | | | | | | | | | | | | | | | | | | | | | | | | | | | | | | | | | | | | | | | | | | | | | | | | | | | |
| VM1695A0 | HANDLE POSITION PIN | 4 | PZ | | | | | | | | | | | | | | | | | | | | | | | | | | | | | | | | | | | | | | | | | | | | | | | | | | | | | | | | | | | | | | | | | | | | | | | | | | | | | | |
| VM1976A0 | CL BL DOOR COLUMN BLANKING CA | 2 | PZ | | | | | | | | | | | | | | | | | | | | | | | | | | | | | | | | | | | | | | | | | | | | | | | | | | | | | | | | | | | | | | | | | | | | | | | | | | | | | | |
| VM1977A0 | CL BL DOOR UPPER FULCRUM-CA | 1 | PZ | | | | | | | | | | | | | | | | | | | | | | | | | | | | | | | | | | | | | | | | | | | | | | | | | | | | | | | | | | | | | | | | | | | | | | | | | | | | | | |
| VM1978A0 | CL BL DOOR LOWER FULCRUM-CA | 1 | PZ | | | | | | | | | | | | | | | | | | | | | | | | | | | | | | | | | | | | | | | | | | | | | | | | | | | | | | | | | | | | | | | | | | | | | | | | | | | | | | |
| VM2000A0 | M4 SOCKET HEAD SCREW COVER | 6 | PZ | | | | | | | | | | | | | | | | | | | | | | | | | | | | | | | | | | | | | | | | | | | | | | | | | | | | | | | | | | | | | | | | | | | | | | | | | | | | | | |
| VM2008A0 | SPACER FOR MICROSWITC | 1 | PZ | | | | | | | | | | | | | | | | | | | | | | | | | | | | | | | | | | | | | | | | | | | | | | | | | | | | | | | | | | | | | | | | | | | | | | | | | | | | | | |
| VM2042A0 | INTERNAL GLASS LATERAL LOCKING SYSTEM | 2 | PZ | | | | | | | | | | | | | | | | | | | | | | | | | | | | | | | | | | | | | | | | | | | | | | | | | | | | | | | | | | | | | | | | | | | | | | | | | | | | | | |
| VM2043A0 | UPPER - LOWER GLASS SUPPORT | 2 | PZ | | | | | | | | | | | | | | | | | | | | | | | | | | | | | | | | | | | | | | | | | | | | | | | | | | | | | | | | | | | | | | | | | | | | | | | | | | | | | | |
| VM2245A0 | HANDLE SHAFT WITH LATCH | 1 | PZ | | | | | | | | | | | | | | | | | | | | | | | | | | | | | | | | | | | | | | | | | | | | | | | | | | | | | | | | | | | | | | | | | | | | | | | | | | | | | | |
| VM2247A0 | HANDLE SHAFT COVER VM2245-2246 | 1 | PZ | | | | | | | | | | | | | | | | | | | | | | | | | | | | | | | | | | | | | | | | | | | | | | | | | | | | | | | | | | | | | | | | | | | | | | | | | | | | | | |
| VT1140A0 | XB893/895 XBC804/805 INTERNAL GLASS | 1 | PZ | | | | | | | | | | | | | | | | | | | | | | | | | | | | | | | | | | | | | | | | | | | | | | | | | | | | | | | | | | | | | | | | | | | | | | | | | | | | | | |
| VT1254A0 | OUTER GLASS XB89- XC89- | 1 | PZ | | | | | | | | | | | | | | | | | | | | | | | | | | | | | | | | | | | | | | | | | | | | | | | | | | | | | | | | | | | | | | | | | | | | | | | | | | | | | | |





| COMPONENT | | | SPARE PART | | | | | | | | | | | | | | | | | | | | | | | | | | | | | | | | | | | | | | | | | | | | | | | | | | | | | | | | | | | | | | | | | | | | | | |
|-----------|---|---|------------|------------------------------|--|------|-------------|-----|-----|----------|---|---|----|----------|---|---|----|----------|---|---|----|----------|----------------------------------|---|----|----------|----------------------------------|---|----|----------|--|---|----|----------|---------------------------------|---|----|----------|---|---|----|----------|-------------------------------------|---|----|----------|---|---|----|----------|--|---|----|----------|---|---|----|----------|---|---|----|----------|---|---|----|----------|------------------------------------|---|----|----------|----------------------------|---|----|
| Code | Description | Image | Code | Description | Components list | | | | | | | | | | | | | | | | | | | | | | | | | | | | | | | | | | | | | | | | | | | | | | | | | | | | | | | | | | | | | | | | | | | | |
| VM1978A | CL BL DOOR LOWER FULCRUM-CAP |  | KDR1254A | XB893 XV893 COMPLETE DOOR | <table border="1"> <thead> <tr> <th>Code</th> <th>Description</th> <th>Qty</th> <th>UOM</th> </tr> </thead> <tbody> <tr> <td>0H3000B0</td> <td>E S. CT BT STAINLESS STEEL HANDLE COVE</td> <td>1</td> <td>PZ</td> </tr> <tr> <td>0H6575A1</td> <td>XB89- XV EXTERNAL GLASS HOLDING PROFILE</td> <td>2</td> <td>PZ</td> </tr> <tr> <td>0H7321A0</td> <td>MM STAINLESS STEEL HANDLE COVE</td> <td>1</td> <td>PZ</td> </tr> <tr> <td>CR1085A0</td> <td>INTERNAL GLASS UPPER HINGE</td> <td>1</td> <td>PZ</td> </tr> <tr> <td>CR1086A0</td> <td>INTERNAL GLASS LOWER HINGE</td> <td>1</td> <td>PZ</td> </tr> <tr> <td>ED1072A0</td> <td></td> <td>1</td> <td>PZ</td> </tr> <tr> <td>GN1181A0</td> <td>INTERNAL GLASS HINGE SEAL</td> <td>2</td> <td>PZ</td> </tr> <tr> <td>RC1200A0</td> <td>ED=4 WIRE D.=0.5 COMPRESSIO N SPRING</td> <td>8</td> <td>PZ</td> </tr> <tr> <td>SL1110A0</td> <td>BIADHESIVE PIN 3M VHB 9473-PC</td> <td>1</td> <td>PZ</td> </tr> <tr> <td>TB2384B0</td> <td>BAKERLUX CHEFLUX DOOR UPPER LISTEL</td> <td>1</td> <td>PZ</td> </tr> <tr> <td>TB2385A0</td> <td>BL CL 89- RIGHT DOOR COLUMN 50X50X1.2</td> <td>1</td> <td>PZ</td> </tr> <tr> <td>TB2386A0</td> <td>BL CL 89- LEFT DOOR COLUMN 50X50X1.2</td> <td>1</td> <td>PZ</td> </tr> <tr> <td>TB2404A0</td> <td>BAKERLUX CHEFLUX DOOR LOWER LISTEL</td> <td>1</td> <td>PZ</td> </tr> <tr> <td>VI0239A1</td> <td>SELF-TAPPIN G SCREW 4.2X25 TCB+ INOX</td> <td>4</td> <td>PZ</td> </tr> <tr> <td>VI1070A0</td> <td>SCREW M4X16 TSP/UNI7688 INOX</td> <td>1</td> <td>PZ</td> </tr> <tr> <td>VI1075A0</td> <td>NUT M4 H=4 UNI5587 INOX</td> <td>1</td> <td>PZ</td> </tr> </tbody> </table> | Code | Description | Qty | UOM | 0H3000B0 | E S. CT BT STAINLESS STEEL HANDLE COVE | 1 | PZ | 0H6575A1 | XB89- XV EXTERNAL GLASS HOLDING PROFILE | 2 | PZ | 0H7321A0 | MM STAINLESS STEEL HANDLE COVE | 1 | PZ | CR1085A0 | INTERNAL GLASS UPPER HINGE | 1 | PZ | CR1086A0 | INTERNAL GLASS LOWER HINGE | 1 | PZ | ED1072A0 | | 1 | PZ | GN1181A0 | INTERNAL GLASS HINGE SEAL | 2 | PZ | RC1200A0 | ED=4 WIRE D.=0.5 COMPRESSIO N SPRING | 8 | PZ | SL1110A0 | BIADHESIVE PIN 3M VHB 9473-PC | 1 | PZ | TB2384B0 | BAKERLUX CHEFLUX DOOR UPPER LISTEL | 1 | PZ | TB2385A0 | BL CL 89- RIGHT DOOR COLUMN 50X50X1.2 | 1 | PZ | TB2386A0 | BL CL 89- LEFT DOOR COLUMN 50X50X1.2 | 1 | PZ | TB2404A0 | BAKERLUX CHEFLUX DOOR LOWER LISTEL | 1 | PZ | VI0239A1 | SELF-TAPPIN G SCREW 4.2X25 TCB+ INOX | 4 | PZ | VI1070A0 | SCREW M4X16 TSP/UNI7688 INOX | 1 | PZ | VI1075A0 | NUT M4 H=4 UNI5587 INOX | 1 | PZ |
| Code | Description | Qty | UOM | | | | | | | | | | | | | | | | | | | | | | | | | | | | | | | | | | | | | | | | | | | | | | | | | | | | | | | | | | | | | | | | | | | | | | |
| 0H3000B0 | E S. CT BT STAINLESS STEEL HANDLE COVE | 1 | PZ | | | | | | | | | | | | | | | | | | | | | | | | | | | | | | | | | | | | | | | | | | | | | | | | | | | | | | | | | | | | | | | | | | | | | | |
| 0H6575A1 | XB89- XV EXTERNAL GLASS HOLDING PROFILE | 2 | PZ | | | | | | | | | | | | | | | | | | | | | | | | | | | | | | | | | | | | | | | | | | | | | | | | | | | | | | | | | | | | | | | | | | | | | | |
| 0H7321A0 | MM STAINLESS STEEL HANDLE COVE | 1 | PZ | | | | | | | | | | | | | | | | | | | | | | | | | | | | | | | | | | | | | | | | | | | | | | | | | | | | | | | | | | | | | | | | | | | | | | |
| CR1085A0 | INTERNAL GLASS UPPER HINGE | 1 | PZ | | | | | | | | | | | | | | | | | | | | | | | | | | | | | | | | | | | | | | | | | | | | | | | | | | | | | | | | | | | | | | | | | | | | | | |
| CR1086A0 | INTERNAL GLASS LOWER HINGE | 1 | PZ | | | | | | | | | | | | | | | | | | | | | | | | | | | | | | | | | | | | | | | | | | | | | | | | | | | | | | | | | | | | | | | | | | | | | | |
| ED1072A0 | | 1 | PZ | | | | | | | | | | | | | | | | | | | | | | | | | | | | | | | | | | | | | | | | | | | | | | | | | | | | | | | | | | | | | | | | | | | | | | |
| GN1181A0 | INTERNAL GLASS HINGE SEAL | 2 | PZ | | | | | | | | | | | | | | | | | | | | | | | | | | | | | | | | | | | | | | | | | | | | | | | | | | | | | | | | | | | | | | | | | | | | | | |
| RC1200A0 | ED=4 WIRE D.=0.5 COMPRESSIO N SPRING | 8 | PZ | | | | | | | | | | | | | | | | | | | | | | | | | | | | | | | | | | | | | | | | | | | | | | | | | | | | | | | | | | | | | | | | | | | | | | |
| SL1110A0 | BIADHESIVE PIN 3M VHB 9473-PC | 1 | PZ | | | | | | | | | | | | | | | | | | | | | | | | | | | | | | | | | | | | | | | | | | | | | | | | | | | | | | | | | | | | | | | | | | | | | | |
| TB2384B0 | BAKERLUX CHEFLUX DOOR UPPER LISTEL | 1 | PZ | | | | | | | | | | | | | | | | | | | | | | | | | | | | | | | | | | | | | | | | | | | | | | | | | | | | | | | | | | | | | | | | | | | | | | |
| TB2385A0 | BL CL 89- RIGHT DOOR COLUMN 50X50X1.2 | 1 | PZ | | | | | | | | | | | | | | | | | | | | | | | | | | | | | | | | | | | | | | | | | | | | | | | | | | | | | | | | | | | | | | | | | | | | | | |
| TB2386A0 | BL CL 89- LEFT DOOR COLUMN 50X50X1.2 | 1 | PZ | | | | | | | | | | | | | | | | | | | | | | | | | | | | | | | | | | | | | | | | | | | | | | | | | | | | | | | | | | | | | | | | | | | | | | |
| TB2404A0 | BAKERLUX CHEFLUX DOOR LOWER LISTEL | 1 | PZ | | | | | | | | | | | | | | | | | | | | | | | | | | | | | | | | | | | | | | | | | | | | | | | | | | | | | | | | | | | | | | | | | | | | | | |
| VI0239A1 | SELF-TAPPIN G SCREW 4.2X25 TCB+ INOX | 4 | PZ | | | | | | | | | | | | | | | | | | | | | | | | | | | | | | | | | | | | | | | | | | | | | | | | | | | | | | | | | | | | | | | | | | | | | | |
| VI1070A0 | SCREW M4X16 TSP/UNI7688 INOX | 1 | PZ | | | | | | | | | | | | | | | | | | | | | | | | | | | | | | | | | | | | | | | | | | | | | | | | | | | | | | | | | | | | | | | | | | | | | | |
| VI1075A0 | NUT M4 H=4 UNI5587 INOX | 1 | PZ | | | | | | | | | | | | | | | | | | | | | | | | | | | | | | | | | | | | | | | | | | | | | | | | | | | | | | | | | | | | | | | | | | | | | | |




| COMPONENT | | | SPARE PART | | | | | | | | | | | | | | | | | | | | | | | | | | | | | | | | | | | | | | | | | | | | | | | | | | | | | | | | | | | | | | | | | | | | | | |
|-----------|---|---|------------|------------------------------|--|------|-------------|-----|-----|----------|--------------------------------------|----|----|----------|---------------------------|----|----|----------|-----------------------------------|---|----|----------|------------------------------------|---|----|----------|---|---|----|----------|-------------------------------------|---|----|----------|---------------------------------------|---|----|----------|---|---|----|----------|---|---|----|----------|------------------------------------|---|----|----------|------------------------------------|---|----|----------|---|---|----|----------|---|---|----|----------|--------------------------------------|---|----|----------|----------------------------------|---|----|----------|----------------------------------|---|----|
| Code | Description | Image | Code | Description | Components list | | | | | | | | | | | | | | | | | | | | | | | | | | | | | | | | | | | | | | | | | | | | | | | | | | | | | | | | | | | | | | | | | | | | |
| VM1978A | CL BL DOOR LOWER FULCRUM-CAP |  | KDR1254A | XB893 XV893 COMPLETE DOOR | <table border="1"> <thead> <tr> <th>Code</th> <th>Description</th> <th>Qty</th> <th>UOM</th> </tr> </thead> <tbody> <tr> <td>VI1220A1</td> <td>4,2X12 TCB SELF-TAPPIN G SCREW</td> <td>28</td> <td>PZ</td> </tr> <tr> <td>VI1300A0</td> <td>SCREW M6X12 T1/2T+INOX</td> <td>12</td> <td>PZ</td> </tr> <tr> <td>VI1310A0</td> <td>ZINC THREAD INSERT M6 FTR/E</td> <td>8</td> <td>PZ</td> </tr> <tr> <td>VI1340A0</td> <td>M6 ST. STEEL THREADED INSERT</td> <td>4</td> <td>PZ</td> </tr> <tr> <td>VI1810A0</td> <td>M6X6 STAINLESS STEEL FLATHEAD SCREW</td> <td>6</td> <td>PZ</td> </tr> <tr> <td>VM1180B0</td> <td>CHEFTOP/BAK ERTOP HANDLE SHAF</td> <td>1</td> <td>PZ</td> </tr> <tr> <td>VM1181B0</td> <td>E SERIES CT BT HANDLE SHAFT CAP</td> <td>1</td> <td>PZ</td> </tr> <tr> <td>VM1182B0</td> <td>E S. CT BT HANDLE JUNCTION + PIN GUIDE</td> <td>1</td> <td>PZ</td> </tr> <tr> <td>VM1182B1</td> <td>E S. CT BT HANDLE JUNCTION + PIN GUIDE</td> <td>1</td> <td>PZ</td> </tr> <tr> <td>VM1183A1</td> <td>CHEFTOP/BAK ERTOP HANDLE PIN</td> <td>1</td> <td>PZ</td> </tr> <tr> <td>VM1183B0</td> <td>CHEFTOP/BAK ERTOP HANDLE PIN</td> <td>1</td> <td>PZ</td> </tr> <tr> <td>VM1490A0</td> <td>CHEFTOP/BAK ERTOP HANDLE SCREWS COVER</td> <td>2</td> <td>PZ</td> </tr> <tr> <td>VM1510A0</td> <td>XBC/XVC GROOVED DOOR PIN BUSHING</td> <td>1</td> <td>PZ</td> </tr> <tr> <td>VM1511A0</td> <td>XBC/XVC SLEEK DOOR PIN BUSHING</td> <td>1</td> <td>PZ</td> </tr> <tr> <td>VM1591A0</td> <td>GLASS BRACKET INT. XVC1004</td> <td>1</td> <td>PZ</td> </tr> <tr> <td>VM1630A0</td> <td>INTERNAL GLASS PUSHING CAP</td> <td>2</td> <td>PZ</td> </tr> </tbody> </table> | Code | Description | Qty | UOM | VI1220A1 | 4,2X12 TCB SELF-TAPPIN G SCREW | 28 | PZ | VI1300A0 | SCREW M6X12 T1/2T+INOX | 12 | PZ | VI1310A0 | ZINC THREAD INSERT M6 FTR/E | 8 | PZ | VI1340A0 | M6 ST. STEEL THREADED INSERT | 4 | PZ | VI1810A0 | M6X6 STAINLESS STEEL FLATHEAD SCREW | 6 | PZ | VM1180B0 | CHEFTOP/BAK ERTOP HANDLE SHAF | 1 | PZ | VM1181B0 | E SERIES CT BT HANDLE SHAFT CAP | 1 | PZ | VM1182B0 | E S. CT BT HANDLE JUNCTION + PIN GUIDE | 1 | PZ | VM1182B1 | E S. CT BT HANDLE JUNCTION + PIN GUIDE | 1 | PZ | VM1183A1 | CHEFTOP/BAK ERTOP HANDLE PIN | 1 | PZ | VM1183B0 | CHEFTOP/BAK ERTOP HANDLE PIN | 1 | PZ | VM1490A0 | CHEFTOP/BAK ERTOP HANDLE SCREWS COVER | 2 | PZ | VM1510A0 | XBC/XVC GROOVED DOOR PIN BUSHING | 1 | PZ | VM1511A0 | XBC/XVC SLEEK DOOR PIN BUSHING | 1 | PZ | VM1591A0 | GLASS BRACKET INT. XVC1004 | 1 | PZ | VM1630A0 | INTERNAL GLASS PUSHING CAP | 2 | PZ |
| Code | Description | Qty | UOM | | | | | | | | | | | | | | | | | | | | | | | | | | | | | | | | | | | | | | | | | | | | | | | | | | | | | | | | | | | | | | | | | | | | | | |
| VI1220A1 | 4,2X12 TCB SELF-TAPPIN G SCREW | 28 | PZ | | | | | | | | | | | | | | | | | | | | | | | | | | | | | | | | | | | | | | | | | | | | | | | | | | | | | | | | | | | | | | | | | | | | | | |
| VI1300A0 | SCREW M6X12 T1/2T+INOX | 12 | PZ | | | | | | | | | | | | | | | | | | | | | | | | | | | | | | | | | | | | | | | | | | | | | | | | | | | | | | | | | | | | | | | | | | | | | | |
| VI1310A0 | ZINC THREAD INSERT M6 FTR/E | 8 | PZ | | | | | | | | | | | | | | | | | | | | | | | | | | | | | | | | | | | | | | | | | | | | | | | | | | | | | | | | | | | | | | | | | | | | | | |
| VI1340A0 | M6 ST. STEEL THREADED INSERT | 4 | PZ | | | | | | | | | | | | | | | | | | | | | | | | | | | | | | | | | | | | | | | | | | | | | | | | | | | | | | | | | | | | | | | | | | | | | | |
| VI1810A0 | M6X6 STAINLESS STEEL FLATHEAD SCREW | 6 | PZ | | | | | | | | | | | | | | | | | | | | | | | | | | | | | | | | | | | | | | | | | | | | | | | | | | | | | | | | | | | | | | | | | | | | | | |
| VM1180B0 | CHEFTOP/BAK ERTOP HANDLE SHAF | 1 | PZ | | | | | | | | | | | | | | | | | | | | | | | | | | | | | | | | | | | | | | | | | | | | | | | | | | | | | | | | | | | | | | | | | | | | | | |
| VM1181B0 | E SERIES CT BT HANDLE SHAFT CAP | 1 | PZ | | | | | | | | | | | | | | | | | | | | | | | | | | | | | | | | | | | | | | | | | | | | | | | | | | | | | | | | | | | | | | | | | | | | | | |
| VM1182B0 | E S. CT BT HANDLE JUNCTION + PIN GUIDE | 1 | PZ | | | | | | | | | | | | | | | | | | | | | | | | | | | | | | | | | | | | | | | | | | | | | | | | | | | | | | | | | | | | | | | | | | | | | | |
| VM1182B1 | E S. CT BT HANDLE JUNCTION + PIN GUIDE | 1 | PZ | | | | | | | | | | | | | | | | | | | | | | | | | | | | | | | | | | | | | | | | | | | | | | | | | | | | | | | | | | | | | | | | | | | | | | |
| VM1183A1 | CHEFTOP/BAK ERTOP HANDLE PIN | 1 | PZ | | | | | | | | | | | | | | | | | | | | | | | | | | | | | | | | | | | | | | | | | | | | | | | | | | | | | | | | | | | | | | | | | | | | | | |
| VM1183B0 | CHEFTOP/BAK ERTOP HANDLE PIN | 1 | PZ | | | | | | | | | | | | | | | | | | | | | | | | | | | | | | | | | | | | | | | | | | | | | | | | | | | | | | | | | | | | | | | | | | | | | | |
| VM1490A0 | CHEFTOP/BAK ERTOP HANDLE SCREWS COVER | 2 | PZ | | | | | | | | | | | | | | | | | | | | | | | | | | | | | | | | | | | | | | | | | | | | | | | | | | | | | | | | | | | | | | | | | | | | | | |
| VM1510A0 | XBC/XVC GROOVED DOOR PIN BUSHING | 1 | PZ | | | | | | | | | | | | | | | | | | | | | | | | | | | | | | | | | | | | | | | | | | | | | | | | | | | | | | | | | | | | | | | | | | | | | | |
| VM1511A0 | XBC/XVC SLEEK DOOR PIN BUSHING | 1 | PZ | | | | | | | | | | | | | | | | | | | | | | | | | | | | | | | | | | | | | | | | | | | | | | | | | | | | | | | | | | | | | | | | | | | | | | |
| VM1591A0 | GLASS BRACKET INT. XVC1004 | 1 | PZ | | | | | | | | | | | | | | | | | | | | | | | | | | | | | | | | | | | | | | | | | | | | | | | | | | | | | | | | | | | | | | | | | | | | | | |
| VM1630A0 | INTERNAL GLASS PUSHING CAP | 2 | PZ | | | | | | | | | | | | | | | | | | | | | | | | | | | | | | | | | | | | | | | | | | | | | | | | | | | | | | | | | | | | | | | | | | | | | | |




| COMPONENT | | | SPARE PART | | | | | | | | | | | | | | | | | | | | | | | | | | | | | | | | | | | | | | | | | | | | | | | | | | | | | | | | | | |
|-----------|---|---|------------|--|---|---|-------------|---|-----|----------|-------------------------------------|---|----|----------|------------------------|---|----|----------|-------------------------------------|---|----|----------|-----------------------------------|---|----|----------|-----------------------------------|---|----|----------|----------------------------------|---|----|----------|--------------------------|---|----|----------|---|---|----|----------|--------------------------------------|---|----|----------|-------------------------------|---|----|----------|--------------------------------------|---|----|----------|--|---|----|----------|----------------------------|---|----|
| Code | Description | Image | Code | Description | Components list | | | | | | | | | | | | | | | | | | | | | | | | | | | | | | | | | | | | | | | | | | | | | | | | | | | | | | | | |
| VM1978A | CL BL DOOR LOWER FULCRUM-CAP |  | KDR1254A | XB893 XV893 COMPLETE DOOR | <table border="1"> <thead> <tr> <th>Code</th> <th>Description</th> <th>Qty</th> <th>UOM</th> </tr> </thead> <tbody> <tr> <td>VM1680A0</td> <td>INTERNAL GLASS HINGE</td> <td>2</td> <td>PZ</td> </tr> <tr> <td>VM1695A0</td> <td>HANDLE POSITION PIN</td> <td>4</td> <td>PZ</td> </tr> <tr> <td>VM1976A0</td> <td>CL BL DOOR COLUMN BLANKING CA</td> <td>2</td> <td>PZ</td> </tr> <tr> <td>VM1977A0</td> <td>CL BL DOOR UPPER FULCRUM-CA</td> <td>1</td> <td>PZ</td> </tr> <tr> <td>VM1978A0</td> <td>CL BL DOOR LOWER FULCRUM-CA</td> <td>1</td> <td>PZ</td> </tr> <tr> <td>VM2000A0</td> <td>M4 SOCKET HEAD SCREW COVER</td> <td>6</td> <td>PZ</td> </tr> <tr> <td>VM2008A0</td> <td>SPACER FOR MICROSWITC</td> <td>1</td> <td>PZ</td> </tr> <tr> <td>VM2042A0</td> <td>INTERNAL GLASS LATERAL LOCKING SYSTEM</td> <td>2</td> <td>PZ</td> </tr> <tr> <td>VM2043A0</td> <td>UPPER - LOWER GLASS SUPPORT</td> <td>2</td> <td>PZ</td> </tr> <tr> <td>VM2245A0</td> <td>HANDLE SHAFT WITH LATCH</td> <td>1</td> <td>PZ</td> </tr> <tr> <td>VM2247A0</td> <td>HANDLE SHAFT COVER VM2245-2246</td> <td>1</td> <td>PZ</td> </tr> <tr> <td>VT1140A0</td> <td>XB893/895 XBC804/805 INTERNAL GLASS</td> <td>1</td> <td>PZ</td> </tr> <tr> <td>VT1254A0</td> <td>OUTER GLASS XB89- XC89-</td> <td>1</td> <td>PZ</td> </tr> </tbody> </table> | Code | Description | Qty | UOM | VM1680A0 | INTERNAL GLASS HINGE | 2 | PZ | VM1695A0 | HANDLE POSITION PIN | 4 | PZ | VM1976A0 | CL BL DOOR COLUMN BLANKING CA | 2 | PZ | VM1977A0 | CL BL DOOR UPPER FULCRUM-CA | 1 | PZ | VM1978A0 | CL BL DOOR LOWER FULCRUM-CA | 1 | PZ | VM2000A0 | M4 SOCKET HEAD SCREW COVER | 6 | PZ | VM2008A0 | SPACER FOR MICROSWITC | 1 | PZ | VM2042A0 | INTERNAL GLASS LATERAL LOCKING SYSTEM | 2 | PZ | VM2043A0 | UPPER - LOWER GLASS SUPPORT | 2 | PZ | VM2245A0 | HANDLE SHAFT WITH LATCH | 1 | PZ | VM2247A0 | HANDLE SHAFT COVER VM2245-2246 | 1 | PZ | VT1140A0 | XB893/895 XBC804/805 INTERNAL GLASS | 1 | PZ | VT1254A0 | OUTER GLASS XB89- XC89- | 1 | PZ |
| | | | | | Code | Description | Qty | UOM | | | | | | | | | | | | | | | | | | | | | | | | | | | | | | | | | | | | | | | | | | | | | | | | | | | | | |
| | | | | | VM1680A0 | INTERNAL GLASS HINGE | 2 | PZ | | | | | | | | | | | | | | | | | | | | | | | | | | | | | | | | | | | | | | | | | | | | | | | | | | | | | |
| | | | | | VM1695A0 | HANDLE POSITION PIN | 4 | PZ | | | | | | | | | | | | | | | | | | | | | | | | | | | | | | | | | | | | | | | | | | | | | | | | | | | | | |
| | | | | | VM1976A0 | CL BL DOOR COLUMN BLANKING CA | 2 | PZ | | | | | | | | | | | | | | | | | | | | | | | | | | | | | | | | | | | | | | | | | | | | | | | | | | | | | |
| | | | | | VM1977A0 | CL BL DOOR UPPER FULCRUM-CA | 1 | PZ | | | | | | | | | | | | | | | | | | | | | | | | | | | | | | | | | | | | | | | | | | | | | | | | | | | | | |
| | | | | | VM1978A0 | CL BL DOOR LOWER FULCRUM-CA | 1 | PZ | | | | | | | | | | | | | | | | | | | | | | | | | | | | | | | | | | | | | | | | | | | | | | | | | | | | | |
| | | | | | VM2000A0 | M4 SOCKET HEAD SCREW COVER | 6 | PZ | | | | | | | | | | | | | | | | | | | | | | | | | | | | | | | | | | | | | | | | | | | | | | | | | | | | | |
| | | | | | VM2008A0 | SPACER FOR MICROSWITC | 1 | PZ | | | | | | | | | | | | | | | | | | | | | | | | | | | | | | | | | | | | | | | | | | | | | | | | | | | | | |
| | | | | | VM2042A0 | INTERNAL GLASS LATERAL LOCKING SYSTEM | 2 | PZ | | | | | | | | | | | | | | | | | | | | | | | | | | | | | | | | | | | | | | | | | | | | | | | | | | | | | |
| | | | | | VM2043A0 | UPPER - LOWER GLASS SUPPORT | 2 | PZ | | | | | | | | | | | | | | | | | | | | | | | | | | | | | | | | | | | | | | | | | | | | | | | | | | | | | |
| | | | | | VM2245A0 | HANDLE SHAFT WITH LATCH | 1 | PZ | | | | | | | | | | | | | | | | | | | | | | | | | | | | | | | | | | | | | | | | | | | | | | | | | | | | | |
| | | | | | VM2247A0 | HANDLE SHAFT COVER VM2245-2246 | 1 | PZ | | | | | | | | | | | | | | | | | | | | | | | | | | | | | | | | | | | | | | | | | | | | | | | | | | | | | |
| | | | | | VT1140A0 | XB893/895 XBC804/805 INTERNAL GLASS | 1 | PZ | | | | | | | | | | | | | | | | | | | | | | | | | | | | | | | | | | | | | | | | | | | | | | | | | | | | | |
| VT1254A0 | OUTER GLASS XB89- XC89- | 1 | PZ | | | | | | | | | | | | | | | | | | | | | | | | | | | | | | | | | | | | | | | | | | | | | | | | | | | | | | | | | | |
| VM1976A | CL BL DOOR COLUMN BLANKING CAP |  | KVM1976A | CL BL DOOR COLUMN BLANKING CAP KIT | <table border="1"> <thead> <tr> <th>Code</th> <th>Description</th> <th>Qty</th> <th>UOM</th> </tr> </thead> <tbody> <tr> <td>VM1976A0</td> <td>CL BL DOOR COLUMN BLANKING CA</td> <td>1</td> <td>PZ</td> </tr> </tbody> </table> | Code | Description | Qty | UOM | VM1976A0 | CL BL DOOR COLUMN BLANKING CA | 1 | PZ | | | | | | | | | | | | | | | | | | | | | | | | | | | | | | | | | | | | | | | | | | | | | | | | |
| | | | Code | Description | Qty | UOM | | | | | | | | | | | | | | | | | | | | | | | | | | | | | | | | | | | | | | | | | | | | | | | | | | | | | | | |
| VM1976A0 | CL BL DOOR COLUMN BLANKING CA | 1 | PZ | | | | | | | | | | | | | | | | | | | | | | | | | | | | | | | | | | | | | | | | | | | | | | | | | | | | | | | | | | |
| KDR1254A | XB893 XV893 COMPLETE DOOR | <table border="1"> <thead> <tr> <th>Code</th> <th>Description</th> <th>Qty</th> <th>UOM</th> </tr> </thead> <tbody> <tr> <td>0H3000B0</td> <td>E S. CT BT STAINLESS STEEL HANDLE COVE</td> <td>1</td> <td>PZ</td> </tr> </tbody> </table> | Code | Description | Qty | UOM | 0H3000B0 | E S. CT BT STAINLESS STEEL HANDLE COVE | 1 | PZ | | | | | | | | | | | | | | | | | | | | | | | | | | | | | | | | | | | | | | | | | | | | | | | | | | | |
| Code | Description | Qty | UOM | | | | | | | | | | | | | | | | | | | | | | | | | | | | | | | | | | | | | | | | | | | | | | | | | | | | | | | | | | |
| 0H3000B0 | E S. CT BT STAINLESS STEEL HANDLE COVE | 1 | PZ | | | | | | | | | | | | | | | | | | | | | | | | | | | | | | | | | | | | | | | | | | | | | | | | | | | | | | | | | | |



| COMPONENT | | | SPARE PART | | | |
|-----------|--------------------------------------|---|------------|------------------------------|-----------------|--|
| Code | Description | Image | Code | Description | Components list | |
| VM1976A | CL BL DOOR COLUMN BLANKING CAP |  | KDR1254A | XB893 XV893 COMPLETE DOOR | Code | Description Qty UOM |
| | | | | | 0H6575A1 | XB89- XV 2 PZ EXTERNAL GLASS HOLDING PROFILE |
| | | | | | 0H7321A0 | MM 1 PZ STAINLESS STEEL HANDLE COVE |
| | | | | | CR1085A0 | INTERNAL 1 PZ GLASS UPPER HINGE |
| | | | | | CR1086A0 | INTERNAL 1 PZ GLASS LOWER HINGE |
| | | | | | ED1072A0 | 1 PZ |
| | | | | | GN1181A0 | INTERNAL 2 PZ GLASS HINGE SEAL |
| | | | | | RC1200A0 | ED=4 WIRE 8 PZ D.=0.5 COMPRESSIO N SPRING |
| | | | | | SL1110A0 | BIADHESIVE 1 PZ PIN 3M VHB 9473-PC |
| | | | | | TB2384B0 | BAKERLUX 1 PZ CHEFLUX DOOR UPPER LISTEL |
| | | | | | TB2385A0 | BL CL 89- 1 PZ RIGHT DOOR COLUMN 50X50X1.2 |
| | | | | | TB2386A0 | BL CL 89- LEFT 1 PZ DOOR COLUMN 50X50X1.2 |
| | | | | | TB2404A0 | BAKERLUX 1 PZ CHEFLUX DOOR LOWER LISTEL |
| | | | | | VI0239A1 | SELF-TAPPIN 4 PZ G SCREW 4.2X25 TCB+ INOX |
| | | | | | VI1070A0 | SCREW M4X16 1 PZ TSP/UNI7688 INOX |
| | | | | | VI1075A0 | NUT M4 H=4 1 PZ UNI5587 INOX |
| | | | | | VI1220A1 | 4,2X12 TCB 28 PZ SELF-TAPPIN G SCREW |




| COMPONENT | | | SPARE PART | | | | | |
|-----------|--------------------------------------|---|------------|------------------------------|-----------------|---|------------|------------|
| Code | Description | Image | Code | Description | Components list | | | |
| VM1976A | CL BL DOOR COLUMN BLANKING CAP |  | KDR1254A | XB893 XV893 COMPLETE DOOR | Code | Description | Qty | UOM |
| | | | | | VI1300A0 | SCREW M6X12 T1/2T+INOX | 12 | PZ |
| | | | | | VI1310A0 | ZINC THREAD INSERT M6 FTR/E | 8 | PZ |
| | | | | | VI1340A0 | M6 ST. STEEL THREADED INSERT | 4 | PZ |
| | | | | | VI1810A0 | M6X6 STAINLESS STEEL FLATHEAD SCREW | 6 | PZ |
| | | | | | VM1180B0 | CHEFTOP/BAK ERTOP HANDLE SHAF | 1 | PZ |
| | | | | | VM1181B0 | E SERIES CT BT HANDLE SHAFT CAP | 1 | PZ |
| | | | | | VM1182B0 | E.S. CT BT HANDLE JUNCTION + PIN GUIDE | 1 | PZ |
| | | | | | VM1182B1 | E.S. CT BT HANDLE JUNCTION + PIN GUIDE | 1 | PZ |
| | | | | | VM1183A1 | CHEFTOP/BAK ERTOP HANDLE PIN | 1 | PZ |
| | | | | | VM1183B0 | CHEFTOP/BAK ERTOP HANDLE PIN | 1 | PZ |
| | | | | | VM1490A0 | CHEFTOP/BAK ERTOP HANDLE SCREWS COVER | 2 | PZ |
| | | | | | VM1510A0 | XBC/XVC GROOVED DOOR PIN BUSHING | 1 | PZ |
| | | | | | VM1511A0 | XBC/XVC SLEEK DOOR PIN BUSHING | 1 | PZ |
| | | | | | VM1591A0 | GLASS BRACKET INT. XVC1004 | 1 | PZ |
| | | | | | VM1630A0 | INTERNAL GLASS PUSHING CAP | 2 | PZ |
| | | | | | VM1680A0 | INTERNAL GLASS HINGE | 2 | PZ |
| | | | | | VM1695A0 | HANDLE POSITION PIN | 4 | PZ |




| COMPONENT | | | SPARE PART | | | | | | | | | | | | | | | | | | | | | | | | | | | | | | | | | | | | | | | | | | | | | | | | | | |
|-----------|---|---|------------|------------------------------------|--|------|-------------|-----|-----|----------|-------------------------------------|---|----|----------|-----------------------------------|---|----|----------|-----------------------------------|---|----|----------|----------------------------------|---|----|----------|--------------------------|---|----|----------|---|---|----|----------|--------------------------------------|---|----|----------|-------------------------------|---|----|----------|--------------------------------------|---|----|----------|--|---|----|----------|----------------------------|---|----|
| Code | Description | Image | Code | Description | Components list | | | | | | | | | | | | | | | | | | | | | | | | | | | | | | | | | | | | | | | | | | | | | | | | |
| VM1976A | CL BL DOOR COLUMN BLANKING CAP |  | KDR1254A | XB893 XV893 COMPLETE DOOR | <table border="1"> <thead> <tr> <th>Code</th> <th>Description</th> <th>Qty</th> <th>UOM</th> </tr> </thead> <tbody> <tr> <td>VM1976A0</td> <td>CL BL DOOR COLUMN BLANKING CA</td> <td>2</td> <td>PZ</td> </tr> <tr> <td>VM1977A0</td> <td>CL BL DOOR UPPER FULCRUM-CA</td> <td>1</td> <td>PZ</td> </tr> <tr> <td>VM1978A0</td> <td>CL BL DOOR LOWER FULCRUM-CA</td> <td>1</td> <td>PZ</td> </tr> <tr> <td>VM2000A0</td> <td>M4 SOCKET HEAD SCREW COVER</td> <td>6</td> <td>PZ</td> </tr> <tr> <td>VM2008A0</td> <td>SPACER FOR MICROSWITC</td> <td>1</td> <td>PZ</td> </tr> <tr> <td>VM2042A0</td> <td>INTERNAL GLASS LATERAL LOCKING SYSTEM</td> <td>2</td> <td>PZ</td> </tr> <tr> <td>VM2043A0</td> <td>UPPER - LOWER GLASS SUPPORT</td> <td>2</td> <td>PZ</td> </tr> <tr> <td>VM2245A0</td> <td>HANDLE SHAFT WITH LATCH</td> <td>1</td> <td>PZ</td> </tr> <tr> <td>VM2247A0</td> <td>HANDLE SHAFT COVER VM2245-2246</td> <td>1</td> <td>PZ</td> </tr> <tr> <td>VT1140A0</td> <td>XB893/895 XBC804/805 INTERNAL GLASS</td> <td>1</td> <td>PZ</td> </tr> <tr> <td>VT1254A0</td> <td>OUTER GLASS XB89- XC89-</td> <td>1</td> <td>PZ</td> </tr> </tbody> </table> | Code | Description | Qty | UOM | VM1976A0 | CL BL DOOR COLUMN BLANKING CA | 2 | PZ | VM1977A0 | CL BL DOOR UPPER FULCRUM-CA | 1 | PZ | VM1978A0 | CL BL DOOR LOWER FULCRUM-CA | 1 | PZ | VM2000A0 | M4 SOCKET HEAD SCREW COVER | 6 | PZ | VM2008A0 | SPACER FOR MICROSWITC | 1 | PZ | VM2042A0 | INTERNAL GLASS LATERAL LOCKING SYSTEM | 2 | PZ | VM2043A0 | UPPER - LOWER GLASS SUPPORT | 2 | PZ | VM2245A0 | HANDLE SHAFT WITH LATCH | 1 | PZ | VM2247A0 | HANDLE SHAFT COVER VM2245-2246 | 1 | PZ | VT1140A0 | XB893/895 XBC804/805 INTERNAL GLASS | 1 | PZ | VT1254A0 | OUTER GLASS XB89- XC89- | 1 | PZ |
| Code | Description | Qty | UOM | | | | | | | | | | | | | | | | | | | | | | | | | | | | | | | | | | | | | | | | | | | | | | | | | | |
| VM1976A0 | CL BL DOOR COLUMN BLANKING CA | 2 | PZ | | | | | | | | | | | | | | | | | | | | | | | | | | | | | | | | | | | | | | | | | | | | | | | | | | |
| VM1977A0 | CL BL DOOR UPPER FULCRUM-CA | 1 | PZ | | | | | | | | | | | | | | | | | | | | | | | | | | | | | | | | | | | | | | | | | | | | | | | | | | |
| VM1978A0 | CL BL DOOR LOWER FULCRUM-CA | 1 | PZ | | | | | | | | | | | | | | | | | | | | | | | | | | | | | | | | | | | | | | | | | | | | | | | | | | |
| VM2000A0 | M4 SOCKET HEAD SCREW COVER | 6 | PZ | | | | | | | | | | | | | | | | | | | | | | | | | | | | | | | | | | | | | | | | | | | | | | | | | | |
| VM2008A0 | SPACER FOR MICROSWITC | 1 | PZ | | | | | | | | | | | | | | | | | | | | | | | | | | | | | | | | | | | | | | | | | | | | | | | | | | |
| VM2042A0 | INTERNAL GLASS LATERAL LOCKING SYSTEM | 2 | PZ | | | | | | | | | | | | | | | | | | | | | | | | | | | | | | | | | | | | | | | | | | | | | | | | | | |
| VM2043A0 | UPPER - LOWER GLASS SUPPORT | 2 | PZ | | | | | | | | | | | | | | | | | | | | | | | | | | | | | | | | | | | | | | | | | | | | | | | | | | |
| VM2245A0 | HANDLE SHAFT WITH LATCH | 1 | PZ | | | | | | | | | | | | | | | | | | | | | | | | | | | | | | | | | | | | | | | | | | | | | | | | | | |
| VM2247A0 | HANDLE SHAFT COVER VM2245-2246 | 1 | PZ | | | | | | | | | | | | | | | | | | | | | | | | | | | | | | | | | | | | | | | | | | | | | | | | | | |
| VT1140A0 | XB893/895 XBC804/805 INTERNAL GLASS | 1 | PZ | | | | | | | | | | | | | | | | | | | | | | | | | | | | | | | | | | | | | | | | | | | | | | | | | | |
| VT1254A0 | OUTER GLASS XB89- XC89- | 1 | PZ | | | | | | | | | | | | | | | | | | | | | | | | | | | | | | | | | | | | | | | | | | | | | | | | | | |
| VM1680A | INTERNAL GLASS HINGE |  | KVM1680A | INTERNAL GLASS HINGE SUPPORT KI | <table border="1"> <thead> <tr> <th>Code</th> <th>Description</th> <th>Qty</th> <th>UOM</th> </tr> </thead> <tbody> <tr> <td>VM1680A0</td> <td>INTERNAL GLASS HINGE</td> <td>2</td> <td>PZ</td> </tr> </tbody> </table> | Code | Description | Qty | UOM | VM1680A0 | INTERNAL GLASS HINGE | 2 | PZ | | | | | | | | | | | | | | | | | | | | | | | | | | | | | | | | | | | | | | | | |
| Code | Description | Qty | UOM | | | | | | | | | | | | | | | | | | | | | | | | | | | | | | | | | | | | | | | | | | | | | | | | | | |
| VM1680A0 | INTERNAL GLASS HINGE | 2 | PZ | | | | | | | | | | | | | | | | | | | | | | | | | | | | | | | | | | | | | | | | | | | | | | | | | | |



| COMPONENT | | | SPARE PART | | | | | | | | | | | | | | | | | | | | | | | | | | | | | | | | | | | | | | | | | | | | | | | | | | | | | | | | | | |
|-----------|---|---|--------------------------|---|--|------|-------------|-----|-----|----------|--------------------------------------|---|----|------|-------------|-----|-----|----------|--|---|----|----------|---|---|----|----------|---|---|----|----------|----------------------------------|---|----|----------|----------------------------------|---|----|----------|--|---|----|----------|---------------------------------|---|----|----------|---|---|----|----------|-------------------------------------|---|----|----------|---|---|----|----------|--|---|----|
| Code | Description | Image | Code | Description | Components list | | | | | | | | | | | | | | | | | | | | | | | | | | | | | | | | | | | | | | | | | | | | | | | | | | | | | | | | |
| VM2043A | UPPER - LOWER GLASS SUPPORT |  | KVM2043A | UPPER - LOWER GLASS SUPPORT 2 PCS KIT | <table border="1"> <thead> <tr> <th>Code</th> <th>Description</th> <th>Qty</th> <th>UOM</th> </tr> </thead> <tbody> <tr> <td>VM2043A0</td> <td>UPPER - LOWER GLASS SUPPORT</td> <td>2</td> <td>PZ</td> </tr> </tbody> </table> | Code | Description | Qty | UOM | VM2043A0 | UPPER - LOWER GLASS SUPPORT | 2 | PZ | | | | | | | | | | | | | | | | | | | | | | | | | | | | | | | | | | | | | | | | | | | | | | | | |
| Code | Description | Qty | UOM | | | | | | | | | | | | | | | | | | | | | | | | | | | | | | | | | | | | | | | | | | | | | | | | | | | | | | | | | | |
| VM2043A0 | UPPER - LOWER GLASS SUPPORT | 2 | PZ | | | | | | | | | | | | | | | | | | | | | | | | | | | | | | | | | | | | | | | | | | | | | | | | | | | | | | | | | | |
| VM2008A | SPACER FOR MICROSWITCH |  | KVM2008A KDR1254A | MICROSWITCH SPACER KIT XB893 XV893 COMPLETE DOOR | <table border="1"> <thead> <tr> <th>Code</th> <th>Description</th> <th>Qty</th> <th>UOM</th> </tr> </thead> <tbody> <tr> <td>VM2008A0</td> <td>SPACER FOR MICROSWITC</td> <td>2</td> <td>PZ</td> </tr> </tbody> </table> <table border="1"> <thead> <tr> <th>Code</th> <th>Description</th> <th>Qty</th> <th>UOM</th> </tr> </thead> <tbody> <tr> <td>0H3000B0</td> <td>E. S. CT BT STAINLESS STEEL HANDLE COVE</td> <td>1</td> <td>PZ</td> </tr> <tr> <td>0H6575A1</td> <td>XB89- XV EXTERNAL GLASS HOLDING PROFILE</td> <td>2</td> <td>PZ</td> </tr> <tr> <td>0H7321A0</td> <td>MM STAINLESS STEEL HANDLE COVE</td> <td>1</td> <td>PZ</td> </tr> <tr> <td>CR1085A0</td> <td>INTERNAL GLASS UPPER HINGE</td> <td>1</td> <td>PZ</td> </tr> <tr> <td>CR1086A0</td> <td>INTERNAL GLASS LOWER HINGE</td> <td>1</td> <td>PZ</td> </tr> <tr> <td>ED1072A0</td> <td></td> <td>1</td> <td>PZ</td> </tr> <tr> <td>GN1181A0</td> <td>INTERNAL GLASS HINGE SEAL</td> <td>2</td> <td>PZ</td> </tr> <tr> <td>RC1200A0</td> <td>ED=4 WIRE D.=0.5 COMPRESSIO N SPRING</td> <td>8</td> <td>PZ</td> </tr> <tr> <td>SL1110A0</td> <td>BIADHESIVE PIN 3M VHB 9473-PC</td> <td>1</td> <td>PZ</td> </tr> <tr> <td>TB2384B0</td> <td>BAKERLUX CHEFLUX DOOR UPPER LISTEL</td> <td>1</td> <td>PZ</td> </tr> <tr> <td>TB2385A0</td> <td>BL CL 89- RIGHT DOOR COLUMN 50X50X1.2</td> <td>1</td> <td>PZ</td> </tr> </tbody> </table> | Code | Description | Qty | UOM | VM2008A0 | SPACER FOR MICROSWITC | 2 | PZ | Code | Description | Qty | UOM | 0H3000B0 | E. S. CT BT STAINLESS STEEL HANDLE COVE | 1 | PZ | 0H6575A1 | XB89- XV EXTERNAL GLASS HOLDING PROFILE | 2 | PZ | 0H7321A0 | MM STAINLESS STEEL HANDLE COVE | 1 | PZ | CR1085A0 | INTERNAL GLASS UPPER HINGE | 1 | PZ | CR1086A0 | INTERNAL GLASS LOWER HINGE | 1 | PZ | ED1072A0 | | 1 | PZ | GN1181A0 | INTERNAL GLASS HINGE SEAL | 2 | PZ | RC1200A0 | ED=4 WIRE D.=0.5 COMPRESSIO N SPRING | 8 | PZ | SL1110A0 | BIADHESIVE PIN 3M VHB 9473-PC | 1 | PZ | TB2384B0 | BAKERLUX CHEFLUX DOOR UPPER LISTEL | 1 | PZ | TB2385A0 | BL CL 89- RIGHT DOOR COLUMN 50X50X1.2 | 1 | PZ |
| Code | Description | Qty | UOM | | | | | | | | | | | | | | | | | | | | | | | | | | | | | | | | | | | | | | | | | | | | | | | | | | | | | | | | | | |
| VM2008A0 | SPACER FOR MICROSWITC | 2 | PZ | | | | | | | | | | | | | | | | | | | | | | | | | | | | | | | | | | | | | | | | | | | | | | | | | | | | | | | | | | |
| Code | Description | Qty | UOM | | | | | | | | | | | | | | | | | | | | | | | | | | | | | | | | | | | | | | | | | | | | | | | | | | | | | | | | | | |
| 0H3000B0 | E. S. CT BT STAINLESS STEEL HANDLE COVE | 1 | PZ | | | | | | | | | | | | | | | | | | | | | | | | | | | | | | | | | | | | | | | | | | | | | | | | | | | | | | | | | | |
| 0H6575A1 | XB89- XV EXTERNAL GLASS HOLDING PROFILE | 2 | PZ | | | | | | | | | | | | | | | | | | | | | | | | | | | | | | | | | | | | | | | | | | | | | | | | | | | | | | | | | | |
| 0H7321A0 | MM STAINLESS STEEL HANDLE COVE | 1 | PZ | | | | | | | | | | | | | | | | | | | | | | | | | | | | | | | | | | | | | | | | | | | | | | | | | | | | | | | | | | |
| CR1085A0 | INTERNAL GLASS UPPER HINGE | 1 | PZ | | | | | | | | | | | | | | | | | | | | | | | | | | | | | | | | | | | | | | | | | | | | | | | | | | | | | | | | | | |
| CR1086A0 | INTERNAL GLASS LOWER HINGE | 1 | PZ | | | | | | | | | | | | | | | | | | | | | | | | | | | | | | | | | | | | | | | | | | | | | | | | | | | | | | | | | | |
| ED1072A0 | | 1 | PZ | | | | | | | | | | | | | | | | | | | | | | | | | | | | | | | | | | | | | | | | | | | | | | | | | | | | | | | | | | |
| GN1181A0 | INTERNAL GLASS HINGE SEAL | 2 | PZ | | | | | | | | | | | | | | | | | | | | | | | | | | | | | | | | | | | | | | | | | | | | | | | | | | | | | | | | | | |
| RC1200A0 | ED=4 WIRE D.=0.5 COMPRESSIO N SPRING | 8 | PZ | | | | | | | | | | | | | | | | | | | | | | | | | | | | | | | | | | | | | | | | | | | | | | | | | | | | | | | | | | |
| SL1110A0 | BIADHESIVE PIN 3M VHB 9473-PC | 1 | PZ | | | | | | | | | | | | | | | | | | | | | | | | | | | | | | | | | | | | | | | | | | | | | | | | | | | | | | | | | | |
| TB2384B0 | BAKERLUX CHEFLUX DOOR UPPER LISTEL | 1 | PZ | | | | | | | | | | | | | | | | | | | | | | | | | | | | | | | | | | | | | | | | | | | | | | | | | | | | | | | | | | |
| TB2385A0 | BL CL 89- RIGHT DOOR COLUMN 50X50X1.2 | 1 | PZ | | | | | | | | | | | | | | | | | | | | | | | | | | | | | | | | | | | | | | | | | | | | | | | | | | | | | | | | | | |




| COMPONENT | | | SPARE PART | | | | | | | | | | | | | | | | | | | | | | | | | | | | | | | | | | | | | | | | | | | | | | | | | | | | | | | | | | | | | | | | | | | | | | |
|-----------|---|---|------------|------------------------------|--|------|-------------|-----|-----|----------|---|---|----|----------|---|---|----|----------|---|---|----|----------|------------------------------------|---|----|----------|----------------------------|---|----|----------|--------------------------------------|----|----|----------|---------------------------|----|----|----------|-----------------------------------|---|----|----------|------------------------------------|---|----|----------|---|---|----|----------|-------------------------------------|---|----|----------|---------------------------------------|---|----|----------|---|---|----|----------|---|---|----|----------|------------------------------------|---|----|----------|------------------------------------|---|----|
| Code | Description | Image | Code | Description | Components list | | | | | | | | | | | | | | | | | | | | | | | | | | | | | | | | | | | | | | | | | | | | | | | | | | | | | | | | | | | | | | | | | | | | |
| VM2008A | SPACER FOR MICROSWITCH |  | KDR1254A | XB893 XV893 COMPLETE DOOR | <table border="1"> <thead> <tr> <th>Code</th> <th>Description</th> <th>Qty</th> <th>UOM</th> </tr> </thead> <tbody> <tr> <td>TB2386A0</td> <td>BL CL 89- LEFT DOOR COLUMN 50X50X1.2</td> <td>1</td> <td>PZ</td> </tr> <tr> <td>TB2404A0</td> <td>BAKERLUX CHEFLUX DOOR LOWER LISTEL</td> <td>1</td> <td>PZ</td> </tr> <tr> <td>VI0239A1</td> <td>SELF-TAPPIN G SCREW 4.2X25 TCB+ INOX</td> <td>4</td> <td>PZ</td> </tr> <tr> <td>VI1070A0</td> <td>SCREW M4X16 TSP/UNI7688 INOX</td> <td>1</td> <td>PZ</td> </tr> <tr> <td>VI1075A0</td> <td>NUT M4 H=4 UNI5587 INOX</td> <td>1</td> <td>PZ</td> </tr> <tr> <td>VI1220A1</td> <td>4.2X12 TCB SELF-TAPPIN G SCREW</td> <td>28</td> <td>PZ</td> </tr> <tr> <td>VI1300A0</td> <td>SCREW M6X12 T1/2T+INOX</td> <td>12</td> <td>PZ</td> </tr> <tr> <td>VI1310A0</td> <td>ZINC THREAD INSERT M6 FTR/E</td> <td>8</td> <td>PZ</td> </tr> <tr> <td>VI1340A0</td> <td>M6 ST. STEEL THREADED INSERT</td> <td>4</td> <td>PZ</td> </tr> <tr> <td>VI1810A0</td> <td>M6X6 STAINLESS STEEL FLATHEAD SCREW</td> <td>6</td> <td>PZ</td> </tr> <tr> <td>VM1180B0</td> <td>CHEFTOP/BAK ERTOP HANDLE SHAF</td> <td>1</td> <td>PZ</td> </tr> <tr> <td>VM1181B0</td> <td>E SERIES CT BT HANDLE SHAFT CAP</td> <td>1</td> <td>PZ</td> </tr> <tr> <td>VM1182B0</td> <td>E S. CT BT HANDLE JUNCTION + PIN GUIDE</td> <td>1</td> <td>PZ</td> </tr> <tr> <td>VM1182B1</td> <td>E S. CT BT HANDLE JUNCTION + PIN GUIDE</td> <td>1</td> <td>PZ</td> </tr> <tr> <td>VM1183A1</td> <td>CHEFTOP/BAK ERTOP HANDLE PIN</td> <td>1</td> <td>PZ</td> </tr> <tr> <td>VM1183B0</td> <td>CHEFTOP/BAK ERTOP HANDLE PIN</td> <td>1</td> <td>PZ</td> </tr> </tbody> </table> | Code | Description | Qty | UOM | TB2386A0 | BL CL 89- LEFT DOOR COLUMN 50X50X1.2 | 1 | PZ | TB2404A0 | BAKERLUX CHEFLUX DOOR LOWER LISTEL | 1 | PZ | VI0239A1 | SELF-TAPPIN G SCREW 4.2X25 TCB+ INOX | 4 | PZ | VI1070A0 | SCREW M4X16 TSP/UNI7688 INOX | 1 | PZ | VI1075A0 | NUT M4 H=4 UNI5587 INOX | 1 | PZ | VI1220A1 | 4.2X12 TCB SELF-TAPPIN G SCREW | 28 | PZ | VI1300A0 | SCREW M6X12 T1/2T+INOX | 12 | PZ | VI1310A0 | ZINC THREAD INSERT M6 FTR/E | 8 | PZ | VI1340A0 | M6 ST. STEEL THREADED INSERT | 4 | PZ | VI1810A0 | M6X6 STAINLESS STEEL FLATHEAD SCREW | 6 | PZ | VM1180B0 | CHEFTOP/BAK ERTOP HANDLE SHAF | 1 | PZ | VM1181B0 | E SERIES CT BT HANDLE SHAFT CAP | 1 | PZ | VM1182B0 | E S. CT BT HANDLE JUNCTION + PIN GUIDE | 1 | PZ | VM1182B1 | E S. CT BT HANDLE JUNCTION + PIN GUIDE | 1 | PZ | VM1183A1 | CHEFTOP/BAK ERTOP HANDLE PIN | 1 | PZ | VM1183B0 | CHEFTOP/BAK ERTOP HANDLE PIN | 1 | PZ |
| Code | Description | Qty | UOM | | | | | | | | | | | | | | | | | | | | | | | | | | | | | | | | | | | | | | | | | | | | | | | | | | | | | | | | | | | | | | | | | | | | | | |
| TB2386A0 | BL CL 89- LEFT DOOR COLUMN 50X50X1.2 | 1 | PZ | | | | | | | | | | | | | | | | | | | | | | | | | | | | | | | | | | | | | | | | | | | | | | | | | | | | | | | | | | | | | | | | | | | | | | |
| TB2404A0 | BAKERLUX CHEFLUX DOOR LOWER LISTEL | 1 | PZ | | | | | | | | | | | | | | | | | | | | | | | | | | | | | | | | | | | | | | | | | | | | | | | | | | | | | | | | | | | | | | | | | | | | | | |
| VI0239A1 | SELF-TAPPIN G SCREW 4.2X25 TCB+ INOX | 4 | PZ | | | | | | | | | | | | | | | | | | | | | | | | | | | | | | | | | | | | | | | | | | | | | | | | | | | | | | | | | | | | | | | | | | | | | | |
| VI1070A0 | SCREW M4X16 TSP/UNI7688 INOX | 1 | PZ | | | | | | | | | | | | | | | | | | | | | | | | | | | | | | | | | | | | | | | | | | | | | | | | | | | | | | | | | | | | | | | | | | | | | | |
| VI1075A0 | NUT M4 H=4 UNI5587 INOX | 1 | PZ | | | | | | | | | | | | | | | | | | | | | | | | | | | | | | | | | | | | | | | | | | | | | | | | | | | | | | | | | | | | | | | | | | | | | | |
| VI1220A1 | 4.2X12 TCB SELF-TAPPIN G SCREW | 28 | PZ | | | | | | | | | | | | | | | | | | | | | | | | | | | | | | | | | | | | | | | | | | | | | | | | | | | | | | | | | | | | | | | | | | | | | | |
| VI1300A0 | SCREW M6X12 T1/2T+INOX | 12 | PZ | | | | | | | | | | | | | | | | | | | | | | | | | | | | | | | | | | | | | | | | | | | | | | | | | | | | | | | | | | | | | | | | | | | | | | |
| VI1310A0 | ZINC THREAD INSERT M6 FTR/E | 8 | PZ | | | | | | | | | | | | | | | | | | | | | | | | | | | | | | | | | | | | | | | | | | | | | | | | | | | | | | | | | | | | | | | | | | | | | | |
| VI1340A0 | M6 ST. STEEL THREADED INSERT | 4 | PZ | | | | | | | | | | | | | | | | | | | | | | | | | | | | | | | | | | | | | | | | | | | | | | | | | | | | | | | | | | | | | | | | | | | | | | |
| VI1810A0 | M6X6 STAINLESS STEEL FLATHEAD SCREW | 6 | PZ | | | | | | | | | | | | | | | | | | | | | | | | | | | | | | | | | | | | | | | | | | | | | | | | | | | | | | | | | | | | | | | | | | | | | | |
| VM1180B0 | CHEFTOP/BAK ERTOP HANDLE SHAF | 1 | PZ | | | | | | | | | | | | | | | | | | | | | | | | | | | | | | | | | | | | | | | | | | | | | | | | | | | | | | | | | | | | | | | | | | | | | | |
| VM1181B0 | E SERIES CT BT HANDLE SHAFT CAP | 1 | PZ | | | | | | | | | | | | | | | | | | | | | | | | | | | | | | | | | | | | | | | | | | | | | | | | | | | | | | | | | | | | | | | | | | | | | | |
| VM1182B0 | E S. CT BT HANDLE JUNCTION + PIN GUIDE | 1 | PZ | | | | | | | | | | | | | | | | | | | | | | | | | | | | | | | | | | | | | | | | | | | | | | | | | | | | | | | | | | | | | | | | | | | | | | |
| VM1182B1 | E S. CT BT HANDLE JUNCTION + PIN GUIDE | 1 | PZ | | | | | | | | | | | | | | | | | | | | | | | | | | | | | | | | | | | | | | | | | | | | | | | | | | | | | | | | | | | | | | | | | | | | | | |
| VM1183A1 | CHEFTOP/BAK ERTOP HANDLE PIN | 1 | PZ | | | | | | | | | | | | | | | | | | | | | | | | | | | | | | | | | | | | | | | | | | | | | | | | | | | | | | | | | | | | | | | | | | | | | | |
| VM1183B0 | CHEFTOP/BAK ERTOP HANDLE PIN | 1 | PZ | | | | | | | | | | | | | | | | | | | | | | | | | | | | | | | | | | | | | | | | | | | | | | | | | | | | | | | | | | | | | | | | | | | | | | |




| COMPONENT | | | SPARE PART | | | | | | | | | | | | | | | | | | | | | | | | | | | | | | | | | | | | | | | | | | | | | | | | | | | | | | | | | | | | | | | | | | | | | | | | | | | | | | |
|-----------|---------------------------------------|---|------------|---------------------------|--|------|-------------|-----|-----|----------|---------------------------------------|---|----|----------|----------------------------------|---|----|----------|--------------------------------|---|----|----------|----------------------------|---|----|----------|----------------------------|---|----|----------|----------------------|---|----|----------|---------------------|---|----|----------|-------------------------------|---|----|----------|-----------------------------|---|----|----------|-----------------------------|---|----|----------|----------------------------|---|----|----------|-----------------------|---|----|----------|---------------------------------------|---|----|----------|-----------------------------|---|----|----------|-------------------------|---|----|----------|--------------------------------|---|----|----------|-------------------------------------|---|----|----------|-------------------------|---|----|
| Code | Description | Image | Code | Description | Components list | | | | | | | | | | | | | | | | | | | | | | | | | | | | | | | | | | | | | | | | | | | | | | | | | | | | | | | | | | | | | | | | | | | | | | | | | | | | |
| VM2008A | SPACER FOR MICROSWITCH |  | KDR1254A | XB893 XV893 COMPLETE DOOR | <table border="1"> <thead> <tr> <th>Code</th> <th>Description</th> <th>Qty</th> <th>UOM</th> </tr> </thead> <tbody> <tr> <td>VM1490A0</td> <td>CHEFTOP/BAK ERTOP HANDLE SCREWS COVER</td> <td>2</td> <td>PZ</td> </tr> <tr> <td>VM1510A0</td> <td>XBC/XVC GROOVED DOOR PIN BUSHING</td> <td>1</td> <td>PZ</td> </tr> <tr> <td>VM1511A0</td> <td>XBC/XVC SLEEK DOOR PIN BUSHING</td> <td>1</td> <td>PZ</td> </tr> <tr> <td>VM1591A0</td> <td>GLASS BRACKET INT. XVC1004</td> <td>1</td> <td>PZ</td> </tr> <tr> <td>VM1630A0</td> <td>INTERNAL GLASS PUSHING CAP</td> <td>2</td> <td>PZ</td> </tr> <tr> <td>VM1680A0</td> <td>INTERNAL GLASS HINGE</td> <td>2</td> <td>PZ</td> </tr> <tr> <td>VM1695A0</td> <td>HANDLE POSITION PIN</td> <td>4</td> <td>PZ</td> </tr> <tr> <td>VM1976A0</td> <td>CL BL DOOR COLUMN BLANKING CA</td> <td>2</td> <td>PZ</td> </tr> <tr> <td>VM1977A0</td> <td>CL BL DOOR UPPER FULCRUM-CA</td> <td>1</td> <td>PZ</td> </tr> <tr> <td>VM1978A0</td> <td>CL BL DOOR LOWER FULCRUM-CA</td> <td>1</td> <td>PZ</td> </tr> <tr> <td>VM2000A0</td> <td>M4 SOCKET HEAD SCREW COVER</td> <td>6</td> <td>PZ</td> </tr> <tr> <td>VM2008A0</td> <td>SPACER FOR MICROSWITC</td> <td>1</td> <td>PZ</td> </tr> <tr> <td>VM2042A0</td> <td>INTERNAL GLASS LATERAL LOCKING SYSTEM</td> <td>2</td> <td>PZ</td> </tr> <tr> <td>VM2043A0</td> <td>UPPER - LOWER GLASS SUPPORT</td> <td>2</td> <td>PZ</td> </tr> <tr> <td>VM2245A0</td> <td>HANDLE SHAFT WITH LATCH</td> <td>1</td> <td>PZ</td> </tr> <tr> <td>VM2247A0</td> <td>HANDLE SHAFT COVER VM2245-2246</td> <td>1</td> <td>PZ</td> </tr> <tr> <td>VT1140A0</td> <td>XB893/895 XBC804/805 INTERNAL GLASS</td> <td>1</td> <td>PZ</td> </tr> <tr> <td>VT1254A0</td> <td>OUTER GLASS XB89- XC89-</td> <td>1</td> <td>PZ</td> </tr> </tbody> </table> | Code | Description | Qty | UOM | VM1490A0 | CHEFTOP/BAK ERTOP HANDLE SCREWS COVER | 2 | PZ | VM1510A0 | XBC/XVC GROOVED DOOR PIN BUSHING | 1 | PZ | VM1511A0 | XBC/XVC SLEEK DOOR PIN BUSHING | 1 | PZ | VM1591A0 | GLASS BRACKET INT. XVC1004 | 1 | PZ | VM1630A0 | INTERNAL GLASS PUSHING CAP | 2 | PZ | VM1680A0 | INTERNAL GLASS HINGE | 2 | PZ | VM1695A0 | HANDLE POSITION PIN | 4 | PZ | VM1976A0 | CL BL DOOR COLUMN BLANKING CA | 2 | PZ | VM1977A0 | CL BL DOOR UPPER FULCRUM-CA | 1 | PZ | VM1978A0 | CL BL DOOR LOWER FULCRUM-CA | 1 | PZ | VM2000A0 | M4 SOCKET HEAD SCREW COVER | 6 | PZ | VM2008A0 | SPACER FOR MICROSWITC | 1 | PZ | VM2042A0 | INTERNAL GLASS LATERAL LOCKING SYSTEM | 2 | PZ | VM2043A0 | UPPER - LOWER GLASS SUPPORT | 2 | PZ | VM2245A0 | HANDLE SHAFT WITH LATCH | 1 | PZ | VM2247A0 | HANDLE SHAFT COVER VM2245-2246 | 1 | PZ | VT1140A0 | XB893/895 XBC804/805 INTERNAL GLASS | 1 | PZ | VT1254A0 | OUTER GLASS XB89- XC89- | 1 | PZ |
| Code | Description | Qty | UOM | | | | | | | | | | | | | | | | | | | | | | | | | | | | | | | | | | | | | | | | | | | | | | | | | | | | | | | | | | | | | | | | | | | | | | | | | | | | | | |
| VM1490A0 | CHEFTOP/BAK ERTOP HANDLE SCREWS COVER | 2 | PZ | | | | | | | | | | | | | | | | | | | | | | | | | | | | | | | | | | | | | | | | | | | | | | | | | | | | | | | | | | | | | | | | | | | | | | | | | | | | | | |
| VM1510A0 | XBC/XVC GROOVED DOOR PIN BUSHING | 1 | PZ | | | | | | | | | | | | | | | | | | | | | | | | | | | | | | | | | | | | | | | | | | | | | | | | | | | | | | | | | | | | | | | | | | | | | | | | | | | | | | |
| VM1511A0 | XBC/XVC SLEEK DOOR PIN BUSHING | 1 | PZ | | | | | | | | | | | | | | | | | | | | | | | | | | | | | | | | | | | | | | | | | | | | | | | | | | | | | | | | | | | | | | | | | | | | | | | | | | | | | | |
| VM1591A0 | GLASS BRACKET INT. XVC1004 | 1 | PZ | | | | | | | | | | | | | | | | | | | | | | | | | | | | | | | | | | | | | | | | | | | | | | | | | | | | | | | | | | | | | | | | | | | | | | | | | | | | | | |
| VM1630A0 | INTERNAL GLASS PUSHING CAP | 2 | PZ | | | | | | | | | | | | | | | | | | | | | | | | | | | | | | | | | | | | | | | | | | | | | | | | | | | | | | | | | | | | | | | | | | | | | | | | | | | | | | |
| VM1680A0 | INTERNAL GLASS HINGE | 2 | PZ | | | | | | | | | | | | | | | | | | | | | | | | | | | | | | | | | | | | | | | | | | | | | | | | | | | | | | | | | | | | | | | | | | | | | | | | | | | | | | |
| VM1695A0 | HANDLE POSITION PIN | 4 | PZ | | | | | | | | | | | | | | | | | | | | | | | | | | | | | | | | | | | | | | | | | | | | | | | | | | | | | | | | | | | | | | | | | | | | | | | | | | | | | | |
| VM1976A0 | CL BL DOOR COLUMN BLANKING CA | 2 | PZ | | | | | | | | | | | | | | | | | | | | | | | | | | | | | | | | | | | | | | | | | | | | | | | | | | | | | | | | | | | | | | | | | | | | | | | | | | | | | | |
| VM1977A0 | CL BL DOOR UPPER FULCRUM-CA | 1 | PZ | | | | | | | | | | | | | | | | | | | | | | | | | | | | | | | | | | | | | | | | | | | | | | | | | | | | | | | | | | | | | | | | | | | | | | | | | | | | | | |
| VM1978A0 | CL BL DOOR LOWER FULCRUM-CA | 1 | PZ | | | | | | | | | | | | | | | | | | | | | | | | | | | | | | | | | | | | | | | | | | | | | | | | | | | | | | | | | | | | | | | | | | | | | | | | | | | | | | |
| VM2000A0 | M4 SOCKET HEAD SCREW COVER | 6 | PZ | | | | | | | | | | | | | | | | | | | | | | | | | | | | | | | | | | | | | | | | | | | | | | | | | | | | | | | | | | | | | | | | | | | | | | | | | | | | | | |
| VM2008A0 | SPACER FOR MICROSWITC | 1 | PZ | | | | | | | | | | | | | | | | | | | | | | | | | | | | | | | | | | | | | | | | | | | | | | | | | | | | | | | | | | | | | | | | | | | | | | | | | | | | | | |
| VM2042A0 | INTERNAL GLASS LATERAL LOCKING SYSTEM | 2 | PZ | | | | | | | | | | | | | | | | | | | | | | | | | | | | | | | | | | | | | | | | | | | | | | | | | | | | | | | | | | | | | | | | | | | | | | | | | | | | | | |
| VM2043A0 | UPPER - LOWER GLASS SUPPORT | 2 | PZ | | | | | | | | | | | | | | | | | | | | | | | | | | | | | | | | | | | | | | | | | | | | | | | | | | | | | | | | | | | | | | | | | | | | | | | | | | | | | | |
| VM2245A0 | HANDLE SHAFT WITH LATCH | 1 | PZ | | | | | | | | | | | | | | | | | | | | | | | | | | | | | | | | | | | | | | | | | | | | | | | | | | | | | | | | | | | | | | | | | | | | | | | | | | | | | | |
| VM2247A0 | HANDLE SHAFT COVER VM2245-2246 | 1 | PZ | | | | | | | | | | | | | | | | | | | | | | | | | | | | | | | | | | | | | | | | | | | | | | | | | | | | | | | | | | | | | | | | | | | | | | | | | | | | | | |
| VT1140A0 | XB893/895 XBC804/805 INTERNAL GLASS | 1 | PZ | | | | | | | | | | | | | | | | | | | | | | | | | | | | | | | | | | | | | | | | | | | | | | | | | | | | | | | | | | | | | | | | | | | | | | | | | | | | | | |
| VT1254A0 | OUTER GLASS XB89- XC89- | 1 | PZ | | | | | | | | | | | | | | | | | | | | | | | | | | | | | | | | | | | | | | | | | | | | | | | | | | | | | | | | | | | | | | | | | | | | | | | | | | | | | | |


| COMPONENT | | | SPARE PART | | | | | | | | | | | | | | | | | | | | | | | | | | | | | | | | | | | | | | | | | | |
|-----------|---------------------------------------|--|------------|-----------------------------------|--|-------------|-------------|-----|-----|----------|--------------------------------------|---|----|----------|-----------------------------------|-------|----|----------|---------------------------------------|---|----|----------|---------------------------------|---|----|----------|---------------------------------|---|----|----------|-------------------------------|---|----|----------|--------------------|---|----|----------|-----------------------|---|----|----------|-----------------------|---|----|
| Code | Description | Image | Code | Description | Components list | | | | | | | | | | | | | | | | | | | | | | | | | | | | | | | | | | | | | | | | |
| VM2042A | INTERNAL GLASS LATERAL LOCKING SYSTEM |  | KVM2042A | INTERNAL GLASS SPRING STOPPER KIT | <table border="1"> <thead> <tr> <th>Code</th> <th>Description</th> <th>Qty</th> <th>UOM</th> </tr> </thead> <tbody> <tr> <td>RC1200A0</td> <td>ED=4 WIRE D.=0.5 COMPRESSIO N SPRING</td> <td>2</td> <td>PZ</td> </tr> <tr> <td>VI1220A1</td> <td>4,2X12 TCB SELF-TAPPIN G SCREW</td> <td>2</td> <td>PZ</td> </tr> <tr> <td>VM2042A0</td> <td>INTERNAL GLASS LATERAL LOCKING SYSTEM</td> <td>1</td> <td>PZ</td> </tr> </tbody> </table> | Code | Description | Qty | UOM | RC1200A0 | ED=4 WIRE D.=0.5 COMPRESSIO N SPRING | 2 | PZ | VI1220A1 | 4,2X12 TCB SELF-TAPPIN G SCREW | 2 | PZ | VM2042A0 | INTERNAL GLASS LATERAL LOCKING SYSTEM | 1 | PZ | | | | | | | | | | | | | | | | | | | | | | | | |
| | | | | | Code | Description | Qty | UOM | | | | | | | | | | | | | | | | | | | | | | | | | | | | | | | | | | | | | |
| RC1200A0 | ED=4 WIRE D.=0.5 COMPRESSIO N SPRING | 2 | PZ | | | | | | | | | | | | | | | | | | | | | | | | | | | | | | | | | | | | | | | | | | |
| VI1220A1 | 4,2X12 TCB SELF-TAPPIN G SCREW | 2 | PZ | | | | | | | | | | | | | | | | | | | | | | | | | | | | | | | | | | | | | | | | | | |
| VM2042A0 | INTERNAL GLASS LATERAL LOCKING SYSTEM | 1 | PZ | | | | | | | | | | | | | | | | | | | | | | | | | | | | | | | | | | | | | | | | | | |
| VM1620A | LED BAR LOWER SUPPORT |  | KLP1007A | L200 LED BAR KIT | <table border="1"> <thead> <tr> <th>Code</th> <th>Description</th> <th>Qty</th> <th>UOM</th> </tr> </thead> <tbody> <tr> <td>CE1455A0</td> <td>TIP END FITTING</td> <td>2</td> <td>PZ</td> </tr> <tr> <td>CE1730A0</td> <td>PVC CABLE NP 2 X AWG22 STYLE 2095</td> <td>4.500</td> <td>M</td> </tr> <tr> <td>CE1735A0</td> <td>MINIFIT FEMALE END FITTING</td> <td>2</td> <td>PZ</td> </tr> <tr> <td>CE1740A0</td> <td>MINIFIT MALE END FITTING</td> <td>4</td> <td>PZ</td> </tr> <tr> <td>CE1745A0</td> <td>2 WAYS FEMALE MINIFIT CONNECTOR</td> <td>2</td> <td>PZ</td> </tr> <tr> <td>CE1750A0</td> <td>3 WAYS MALE MINIFIT CONNECTOR</td> <td>1</td> <td>PZ</td> </tr> <tr> <td>LP1007A0</td> <td>LED LIGHT BAR L200</td> <td>1</td> <td>PZ</td> </tr> <tr> <td>VM1620A0</td> <td>LED BAR LOWER SUPPORT</td> <td>1</td> <td>PZ</td> </tr> <tr> <td>VM1621A0</td> <td>LED BAR UPPER SUPPORT</td> <td>1</td> <td>PZ</td> </tr> </tbody> </table> | Code | Description | Qty | UOM | CE1455A0 | TIP END FITTING | 2 | PZ | CE1730A0 | PVC CABLE NP 2 X AWG22 STYLE 2095 | 4.500 | M | CE1735A0 | MINIFIT FEMALE END FITTING | 2 | PZ | CE1740A0 | MINIFIT MALE END FITTING | 4 | PZ | CE1745A0 | 2 WAYS FEMALE MINIFIT CONNECTOR | 2 | PZ | CE1750A0 | 3 WAYS MALE MINIFIT CONNECTOR | 1 | PZ | LP1007A0 | LED LIGHT BAR L200 | 1 | PZ | VM1620A0 | LED BAR LOWER SUPPORT | 1 | PZ | VM1621A0 | LED BAR UPPER SUPPORT | 1 | PZ |
| | | | | | Code | Description | Qty | UOM | | | | | | | | | | | | | | | | | | | | | | | | | | | | | | | | | | | | | |
| CE1455A0 | TIP END FITTING | 2 | PZ | | | | | | | | | | | | | | | | | | | | | | | | | | | | | | | | | | | | | | | | | | |
| CE1730A0 | PVC CABLE NP 2 X AWG22 STYLE 2095 | 4.500 | M | | | | | | | | | | | | | | | | | | | | | | | | | | | | | | | | | | | | | | | | | | |
| CE1735A0 | MINIFIT FEMALE END FITTING | 2 | PZ | | | | | | | | | | | | | | | | | | | | | | | | | | | | | | | | | | | | | | | | | | |
| CE1740A0 | MINIFIT MALE END FITTING | 4 | PZ | | | | | | | | | | | | | | | | | | | | | | | | | | | | | | | | | | | | | | | | | | |
| CE1745A0 | 2 WAYS FEMALE MINIFIT CONNECTOR | 2 | PZ | | | | | | | | | | | | | | | | | | | | | | | | | | | | | | | | | | | | | | | | | | |
| CE1750A0 | 3 WAYS MALE MINIFIT CONNECTOR | 1 | PZ | | | | | | | | | | | | | | | | | | | | | | | | | | | | | | | | | | | | | | | | | | |
| LP1007A0 | LED LIGHT BAR L200 | 1 | PZ | | | | | | | | | | | | | | | | | | | | | | | | | | | | | | | | | | | | | | | | | | |
| VM1620A0 | LED BAR LOWER SUPPORT | 1 | PZ | | | | | | | | | | | | | | | | | | | | | | | | | | | | | | | | | | | | | | | | | | |
| VM1621A0 | LED BAR UPPER SUPPORT | 1 | PZ | | | | | | | | | | | | | | | | | | | | | | | | | | | | | | | | | | | | | | | | | | |
| | | | KLP1004B | L1000 LED BAR KIT | <table border="1"> <thead> <tr> <th>Code</th> <th>Description</th> <th>Qty</th> <th>UOM</th> </tr> </thead> <tbody> <tr> <td>CE1730A0</td> <td>PVC CABLE NP 2 X AWG22 STYLE 2095</td> <td>1</td> <td>M</td> </tr> <tr> <td>CE1735A0</td> <td>MINIFIT FEMALE END FITTING</td> <td>2</td> <td>PZ</td> </tr> <tr> <td>CE1740A0</td> <td>MINIFIT MALE END FITTING</td> <td>2</td> <td>PZ</td> </tr> <tr> <td>CE1745A0</td> <td>2 WAYS FEMALE MINIFIT CONNECTOR</td> <td>1</td> <td>PZ</td> </tr> </tbody> </table> | Code | Description | Qty | UOM | CE1730A0 | PVC CABLE NP 2 X AWG22 STYLE 2095 | 1 | M | CE1735A0 | MINIFIT FEMALE END FITTING | 2 | PZ | CE1740A0 | MINIFIT MALE END FITTING | 2 | PZ | CE1745A0 | 2 WAYS FEMALE MINIFIT CONNECTOR | 1 | PZ | | | | | | | | | | | | | | | | | | | | |
| Code | Description | Qty | UOM | | | | | | | | | | | | | | | | | | | | | | | | | | | | | | | | | | | | | | | | | | |
| CE1730A0 | PVC CABLE NP 2 X AWG22 STYLE 2095 | 1 | M | | | | | | | | | | | | | | | | | | | | | | | | | | | | | | | | | | | | | | | | | | |
| CE1735A0 | MINIFIT FEMALE END FITTING | 2 | PZ | | | | | | | | | | | | | | | | | | | | | | | | | | | | | | | | | | | | | | | | | | |
| CE1740A0 | MINIFIT MALE END FITTING | 2 | PZ | | | | | | | | | | | | | | | | | | | | | | | | | | | | | | | | | | | | | | | | | | |
| CE1745A0 | 2 WAYS FEMALE MINIFIT CONNECTOR | 1 | PZ | | | | | | | | | | | | | | | | | | | | | | | | | | | | | | | | | | | | | | | | | | |



| COMPONENT | | | SPARE PART | | | | | | | | | | | | | | | | | | | | | | | | | | | | | | | | | | | | | | | | | | | |
|-----------|-----------------------------------|---|------------|-------------------------------|--|------|-------------|-----------------------------------|-----|----------|-------------------------------|-----------------------------------|-------|----------|------------------------|----------------------------|----|----------|-----------------------|---------------------------------|----|----------|-----------------------|-------------------------------|----|----------|--------------------------|--------------------|----|----------|------------|-----------------------|----|----|----------|-----------------------|---|----|----------|--------------------------|---|----|----------|------------|---|----|
| Code | Description | Image | Code | Description | Components list | | | | | | | | | | | | | | | | | | | | | | | | | | | | | | | | | | | | | | | | | |
| VM1620A | LED BAR LOWER SUPPORT |  | KLP1004B | L1000 LED BAR KIT | <table border="1"> <thead> <tr> <th>Code</th> <th>Description</th> <th>Qty</th> <th>UOM</th> </tr> </thead> <tbody> <tr> <td>CE1750A0</td> <td>3 WAYS MALE MINIFIT CONNECTOR</td> <td>1</td> <td>PZ</td> </tr> <tr> <td>LP1004B0</td> <td>LEB LIGHTING BAR L1000</td> <td>1</td> <td>PZ</td> </tr> <tr> <td>VM1620A0</td> <td>LED BAR LOWER SUPPORT</td> <td>1</td> <td>PZ</td> </tr> <tr> <td>VM1621A0</td> <td>LED BAR UPPER SUPPORT</td> <td>1</td> <td>PZ</td> </tr> <tr> <td>VM1794A0</td> <td>250X4.8 PA66 BLACK CLAMP</td> <td>2</td> <td>PZ</td> </tr> <tr> <td>VM2103A0</td> <td>CLAMP LOCK</td> <td>2</td> <td>PZ</td> </tr> </tbody> </table> | Code | Description | Qty | UOM | CE1750A0 | 3 WAYS MALE MINIFIT CONNECTOR | 1 | PZ | LP1004B0 | LEB LIGHTING BAR L1000 | 1 | PZ | VM1620A0 | LED BAR LOWER SUPPORT | 1 | PZ | VM1621A0 | LED BAR UPPER SUPPORT | 1 | PZ | VM1794A0 | 250X4.8 PA66 BLACK CLAMP | 2 | PZ | VM2103A0 | CLAMP LOCK | 2 | PZ | | | | | | | | | | | | | |
| | | | Code | Description | Qty | UOM | | | | | | | | | | | | | | | | | | | | | | | | | | | | | | | | | | | | | | | | |
| | | | CE1750A0 | 3 WAYS MALE MINIFIT CONNECTOR | 1 | PZ | | | | | | | | | | | | | | | | | | | | | | | | | | | | | | | | | | | | | | | | |
| LP1004B0 | LEB LIGHTING BAR L1000 | 1 | PZ | | | | | | | | | | | | | | | | | | | | | | | | | | | | | | | | | | | | | | | | | | | |
| VM1620A0 | LED BAR LOWER SUPPORT | 1 | PZ | | | | | | | | | | | | | | | | | | | | | | | | | | | | | | | | | | | | | | | | | | | |
| VM1621A0 | LED BAR UPPER SUPPORT | 1 | PZ | | | | | | | | | | | | | | | | | | | | | | | | | | | | | | | | | | | | | | | | | | | |
| VM1794A0 | 250X4.8 PA66 BLACK CLAMP | 2 | PZ | | | | | | | | | | | | | | | | | | | | | | | | | | | | | | | | | | | | | | | | | | | |
| VM2103A0 | CLAMP LOCK | 2 | PZ | | | | | | | | | | | | | | | | | | | | | | | | | | | | | | | | | | | | | | | | | | | |
| KLP1003B | L600 LED BAR KIT | <table border="1"> <thead> <tr> <th>Code</th> <th>Description</th> <th>Qty</th> <th>UOM</th> </tr> </thead> <tbody> <tr> <td>CE1730A0</td> <td>PVC CABLE NP 2 X AWG22 STYLE 2095</td> <td>1</td> <td>M</td> </tr> <tr> <td>CE1735A0</td> <td>MINIFIT FEMALE END FITTING</td> <td>2</td> <td>PZ</td> </tr> <tr> <td>CE1740A0</td> <td>MINIFIT MALE END FITTING</td> <td>2</td> <td>PZ</td> </tr> <tr> <td>CE1745A0</td> <td>2 WAYS FEMALE MINIFIT CONNECTOR</td> <td>1</td> <td>PZ</td> </tr> <tr> <td>CE1750A0</td> <td>3 WAYS MALE MINIFIT CONNECTOR</td> <td>1</td> <td>PZ</td> </tr> <tr> <td>LP1003B0</td> <td>LED LIGHT BAR L600</td> <td>1</td> <td>PZ</td> </tr> <tr> <td>VM1620A0</td> <td>LED BAR LOWER SUPPORT</td> <td>1</td> <td>PZ</td> </tr> <tr> <td>VM1621A0</td> <td>LED BAR UPPER SUPPORT</td> <td>1</td> <td>PZ</td> </tr> <tr> <td>VM1794A0</td> <td>250X4.8 PA66 BLACK CLAMP</td> <td>2</td> <td>PZ</td> </tr> <tr> <td>VM2103A0</td> <td>CLAMP LOCK</td> <td>2</td> <td>PZ</td> </tr> </tbody> </table> | Code | Description | Qty | UOM | CE1730A0 | PVC CABLE NP 2 X AWG22 STYLE 2095 | 1 | M | CE1735A0 | MINIFIT FEMALE END FITTING | 2 | PZ | CE1740A0 | MINIFIT MALE END FITTING | 2 | PZ | CE1745A0 | 2 WAYS FEMALE MINIFIT CONNECTOR | 1 | PZ | CE1750A0 | 3 WAYS MALE MINIFIT CONNECTOR | 1 | PZ | LP1003B0 | LED LIGHT BAR L600 | 1 | PZ | VM1620A0 | LED BAR LOWER SUPPORT | 1 | PZ | VM1621A0 | LED BAR UPPER SUPPORT | 1 | PZ | VM1794A0 | 250X4.8 PA66 BLACK CLAMP | 2 | PZ | VM2103A0 | CLAMP LOCK | 2 | PZ |
| Code | Description | Qty | UOM | | | | | | | | | | | | | | | | | | | | | | | | | | | | | | | | | | | | | | | | | | | |
| CE1730A0 | PVC CABLE NP 2 X AWG22 STYLE 2095 | 1 | M | | | | | | | | | | | | | | | | | | | | | | | | | | | | | | | | | | | | | | | | | | | |
| CE1735A0 | MINIFIT FEMALE END FITTING | 2 | PZ | | | | | | | | | | | | | | | | | | | | | | | | | | | | | | | | | | | | | | | | | | | |
| CE1740A0 | MINIFIT MALE END FITTING | 2 | PZ | | | | | | | | | | | | | | | | | | | | | | | | | | | | | | | | | | | | | | | | | | | |
| CE1745A0 | 2 WAYS FEMALE MINIFIT CONNECTOR | 1 | PZ | | | | | | | | | | | | | | | | | | | | | | | | | | | | | | | | | | | | | | | | | | | |
| CE1750A0 | 3 WAYS MALE MINIFIT CONNECTOR | 1 | PZ | | | | | | | | | | | | | | | | | | | | | | | | | | | | | | | | | | | | | | | | | | | |
| LP1003B0 | LED LIGHT BAR L600 | 1 | PZ | | | | | | | | | | | | | | | | | | | | | | | | | | | | | | | | | | | | | | | | | | | |
| VM1620A0 | LED BAR LOWER SUPPORT | 1 | PZ | | | | | | | | | | | | | | | | | | | | | | | | | | | | | | | | | | | | | | | | | | | |
| VM1621A0 | LED BAR UPPER SUPPORT | 1 | PZ | | | | | | | | | | | | | | | | | | | | | | | | | | | | | | | | | | | | | | | | | | | |
| VM1794A0 | 250X4.8 PA66 BLACK CLAMP | 2 | PZ | | | | | | | | | | | | | | | | | | | | | | | | | | | | | | | | | | | | | | | | | | | |
| VM2103A0 | CLAMP LOCK | 2 | PZ | | | | | | | | | | | | | | | | | | | | | | | | | | | | | | | | | | | | | | | | | | | |
| KLP1002B | L400 LED BAR KIT | <table border="1"> <thead> <tr> <th>Code</th> <th>Description</th> <th>Qty</th> <th>UOM</th> </tr> </thead> <tbody> <tr> <td>CE1455A0</td> <td>TIP END FITTING</td> <td>2</td> <td>PZ</td> </tr> <tr> <td>CE1730A0</td> <td>PVC CABLE NP 2 X AWG22 STYLE 2095</td> <td>4.500</td> <td>M</td> </tr> <tr> <td>CE1735A0</td> <td>MINIFIT FEMALE END FITTING</td> <td>2</td> <td>PZ</td> </tr> <tr> <td>CE1740A0</td> <td>MINIFIT MALE END FITTING</td> <td>4</td> <td>PZ</td> </tr> </tbody> </table> | Code | Description | Qty | UOM | CE1455A0 | TIP END FITTING | 2 | PZ | CE1730A0 | PVC CABLE NP 2 X AWG22 STYLE 2095 | 4.500 | M | CE1735A0 | MINIFIT FEMALE END FITTING | 2 | PZ | CE1740A0 | MINIFIT MALE END FITTING | 4 | PZ | | | | | | | | | | | | | | | | | | | | | | | | |
| Code | Description | Qty | UOM | | | | | | | | | | | | | | | | | | | | | | | | | | | | | | | | | | | | | | | | | | | |
| CE1455A0 | TIP END FITTING | 2 | PZ | | | | | | | | | | | | | | | | | | | | | | | | | | | | | | | | | | | | | | | | | | | |
| CE1730A0 | PVC CABLE NP 2 X AWG22 STYLE 2095 | 4.500 | M | | | | | | | | | | | | | | | | | | | | | | | | | | | | | | | | | | | | | | | | | | | |
| CE1735A0 | MINIFIT FEMALE END FITTING | 2 | PZ | | | | | | | | | | | | | | | | | | | | | | | | | | | | | | | | | | | | | | | | | | | |
| CE1740A0 | MINIFIT MALE END FITTING | 4 | PZ | | | | | | | | | | | | | | | | | | | | | | | | | | | | | | | | | | | | | | | | | | | |

| COMPONENT | | | SPARE PART | | | | | | | | | | | | | | | | | | | | | | | | | | | | | | | | | | | | | | | |
|-----------|-----------------------------------|---|------------|---------------------------------|--|------|-------------|-----------------------|-----|----------|---------------------------------|-----------------------------------|-------|----------|-------------------------------|----------------------------|----|----------|-----------------------|--------------------------|----|----------|-----------------------|---------------------------------|----|----------|-----------------------|-------------------------------|----|----------|--------------------------|-----------------------|----|----------|------------|-----------------------|----|----|----------|-----------------------|---|----|
| Code | Description | Image | Code | Description | Components list | | | | | | | | | | | | | | | | | | | | | | | | | | | | | | | | | | | | | |
| VM1620A | LED BAR LOWER SUPPORT |  | KLP1002B | L400 LED BAR KIT | <table border="1"> <thead> <tr> <th>Code</th> <th>Description</th> <th>Qty</th> <th>UOM</th> </tr> </thead> <tbody> <tr> <td>CE1745A0</td> <td>2 WAYS FEMALE MINIFIT CONNECTOR</td> <td>2</td> <td>PZ</td> </tr> <tr> <td>CE1750A0</td> <td>3 WAYS MALE MINIFIT CONNECTOR</td> <td>1</td> <td>PZ</td> </tr> <tr> <td>LP1002B0</td> <td>LED LIGHTING BAR L400</td> <td>1</td> <td>PZ</td> </tr> <tr> <td>VM1620A0</td> <td>LED BAR LOWER SUPPORT</td> <td>1</td> <td>PZ</td> </tr> <tr> <td>VM1621A0</td> <td>LED BAR UPPER SUPPORT</td> <td>1</td> <td>PZ</td> </tr> <tr> <td>VM1794A0</td> <td>250X4.8 PA66 BLACK CLAMP</td> <td>2</td> <td>PZ</td> </tr> <tr> <td>VM2103A0</td> <td>CLAMP LOCK</td> <td>2</td> <td>PZ</td> </tr> </tbody> </table> | Code | Description | Qty | UOM | CE1745A0 | 2 WAYS FEMALE MINIFIT CONNECTOR | 2 | PZ | CE1750A0 | 3 WAYS MALE MINIFIT CONNECTOR | 1 | PZ | LP1002B0 | LED LIGHTING BAR L400 | 1 | PZ | VM1620A0 | LED BAR LOWER SUPPORT | 1 | PZ | VM1621A0 | LED BAR UPPER SUPPORT | 1 | PZ | VM1794A0 | 250X4.8 PA66 BLACK CLAMP | 2 | PZ | VM2103A0 | CLAMP LOCK | 2 | PZ | | | | | |
| | | | Code | Description | Qty | UOM | | | | | | | | | | | | | | | | | | | | | | | | | | | | | | | | | | | | |
| | | | CE1745A0 | 2 WAYS FEMALE MINIFIT CONNECTOR | 2 | PZ | | | | | | | | | | | | | | | | | | | | | | | | | | | | | | | | | | | | |
| CE1750A0 | 3 WAYS MALE MINIFIT CONNECTOR | 1 | PZ | | | | | | | | | | | | | | | | | | | | | | | | | | | | | | | | | | | | | | | |
| LP1002B0 | LED LIGHTING BAR L400 | 1 | PZ | | | | | | | | | | | | | | | | | | | | | | | | | | | | | | | | | | | | | | | |
| VM1620A0 | LED BAR LOWER SUPPORT | 1 | PZ | | | | | | | | | | | | | | | | | | | | | | | | | | | | | | | | | | | | | | | |
| VM1621A0 | LED BAR UPPER SUPPORT | 1 | PZ | | | | | | | | | | | | | | | | | | | | | | | | | | | | | | | | | | | | | | | |
| VM1794A0 | 250X4.8 PA66 BLACK CLAMP | 2 | PZ | | | | | | | | | | | | | | | | | | | | | | | | | | | | | | | | | | | | | | | |
| VM2103A0 | CLAMP LOCK | 2 | PZ | | | | | | | | | | | | | | | | | | | | | | | | | | | | | | | | | | | | | | | |
| KLP1001B | L300 LED BAR KIT | <table border="1"> <thead> <tr> <th>Code</th> <th>Description</th> <th>Qty</th> <th>UOM</th> </tr> </thead> <tbody> <tr> <td>CE1455A0</td> <td>TIP END FITTING</td> <td>2</td> <td>PZ</td> </tr> <tr> <td>CE1730A0</td> <td>PVC CABLE NP 2 X AWG22 STYLE 2095</td> <td>4.500</td> <td>M</td> </tr> <tr> <td>CE1735A0</td> <td>MINIFIT FEMALE END FITTING</td> <td>2</td> <td>PZ</td> </tr> <tr> <td>CE1740A0</td> <td>MINIFIT MALE END FITTING</td> <td>4</td> <td>PZ</td> </tr> <tr> <td>CE1745A0</td> <td>2 WAYS FEMALE MINIFIT CONNECTOR</td> <td>2</td> <td>PZ</td> </tr> <tr> <td>CE1750A0</td> <td>3 WAYS MALE MINIFIT CONNECTOR</td> <td>1</td> <td>PZ</td> </tr> <tr> <td>LP1001B0</td> <td>LED LIGHTING BAR L300</td> <td>1</td> <td>PZ</td> </tr> <tr> <td>VM1620A0</td> <td>LED BAR LOWER SUPPORT</td> <td>1</td> <td>PZ</td> </tr> <tr> <td>VM1621A0</td> <td>LED BAR UPPER SUPPORT</td> <td>1</td> <td>PZ</td> </tr> </tbody> </table> | Code | Description | Qty | UOM | CE1455A0 | TIP END FITTING | 2 | PZ | CE1730A0 | PVC CABLE NP 2 X AWG22 STYLE 2095 | 4.500 | M | CE1735A0 | MINIFIT FEMALE END FITTING | 2 | PZ | CE1740A0 | MINIFIT MALE END FITTING | 4 | PZ | CE1745A0 | 2 WAYS FEMALE MINIFIT CONNECTOR | 2 | PZ | CE1750A0 | 3 WAYS MALE MINIFIT CONNECTOR | 1 | PZ | LP1001B0 | LED LIGHTING BAR L300 | 1 | PZ | VM1620A0 | LED BAR LOWER SUPPORT | 1 | PZ | VM1621A0 | LED BAR UPPER SUPPORT | 1 | PZ |
| Code | Description | Qty | UOM | | | | | | | | | | | | | | | | | | | | | | | | | | | | | | | | | | | | | | | |
| CE1455A0 | TIP END FITTING | 2 | PZ | | | | | | | | | | | | | | | | | | | | | | | | | | | | | | | | | | | | | | | |
| CE1730A0 | PVC CABLE NP 2 X AWG22 STYLE 2095 | 4.500 | M | | | | | | | | | | | | | | | | | | | | | | | | | | | | | | | | | | | | | | | |
| CE1735A0 | MINIFIT FEMALE END FITTING | 2 | PZ | | | | | | | | | | | | | | | | | | | | | | | | | | | | | | | | | | | | | | | |
| CE1740A0 | MINIFIT MALE END FITTING | 4 | PZ | | | | | | | | | | | | | | | | | | | | | | | | | | | | | | | | | | | | | | | |
| CE1745A0 | 2 WAYS FEMALE MINIFIT CONNECTOR | 2 | PZ | | | | | | | | | | | | | | | | | | | | | | | | | | | | | | | | | | | | | | | |
| CE1750A0 | 3 WAYS MALE MINIFIT CONNECTOR | 1 | PZ | | | | | | | | | | | | | | | | | | | | | | | | | | | | | | | | | | | | | | | |
| LP1001B0 | LED LIGHTING BAR L300 | 1 | PZ | | | | | | | | | | | | | | | | | | | | | | | | | | | | | | | | | | | | | | | |
| VM1620A0 | LED BAR LOWER SUPPORT | 1 | PZ | | | | | | | | | | | | | | | | | | | | | | | | | | | | | | | | | | | | | | | |
| VM1621A0 | LED BAR UPPER SUPPORT | 1 | PZ | | | | | | | | | | | | | | | | | | | | | | | | | | | | | | | | | | | | | | | |
| KLP1000A | L100 LED BAR KIT | <table border="1"> <thead> <tr> <th>Code</th> <th>Description</th> <th>Qty</th> <th>UOM</th> </tr> </thead> <tbody> <tr> <td>LP1000A0</td> <td>LED LIGHTING BAR L100</td> <td>1</td> <td>PZ</td> </tr> <tr> <td>VM1620A0</td> <td>LED BAR LOWER SUPPORT</td> <td>1</td> <td>PZ</td> </tr> <tr> <td>VM1621A0</td> <td>LED BAR UPPER SUPPORT</td> <td>1</td> <td>PZ</td> </tr> </tbody> </table> | Code | Description | Qty | UOM | LP1000A0 | LED LIGHTING BAR L100 | 1 | PZ | VM1620A0 | LED BAR LOWER SUPPORT | 1 | PZ | VM1621A0 | LED BAR UPPER SUPPORT | 1 | PZ | | | | | | | | | | | | | | | | | | | | | | | | |
| Code | Description | Qty | UOM | | | | | | | | | | | | | | | | | | | | | | | | | | | | | | | | | | | | | | | |
| LP1000A0 | LED LIGHTING BAR L100 | 1 | PZ | | | | | | | | | | | | | | | | | | | | | | | | | | | | | | | | | | | | | | | |
| VM1620A0 | LED BAR LOWER SUPPORT | 1 | PZ | | | | | | | | | | | | | | | | | | | | | | | | | | | | | | | | | | | | | | | |
| VM1621A0 | LED BAR UPPER SUPPORT | 1 | PZ | | | | | | | | | | | | | | | | | | | | | | | | | | | | | | | | | | | | | | | |









| COMPONENT | | | SPARE PART | | | | | | | | | | | | | | | | | | | | | | | | | | | | | | | | | | | | | | | | | | | | | | | | | | | | | | | | | | | | | | | | | | | | | | | | | | | | | | | | | | | | | | | | | |
|-----------|-----------------------------------|---|------------|------------------|--|------|-------------|-----|-----|----------|-----------------|---|----|----------|-----------------------------------|-------|---|----------|----------------------------|---|----|----------|--------------------------|---|----|----------|---------------------------------|---|----|----------|-------------------------------|---|----|----------|--------------------|---|----|----------|-----------------------|---|----|----------|-----------------------|---|----|----------|-------------------|---|------|-------------|-----|-----|----------|-----------------------------------|---|---|----------|----------------------------|---|----|----------|--------------------------|---|----|----------|---------------------------------|---|----|----------|-------------------------------|---|----|----------|------------------------|---|----|----------|-----------------------|---|----|----------|-----------------------|---|----|----------|--------------------------|---|----|----------|------------|---|----|
| Code | Description | Image | Code | Description | Components list | | | | | | | | | | | | | | | | | | | | | | | | | | | | | | | | | | | | | | | | | | | | | | | | | | | | | | | | | | | | | | | | | | | | | | | | | | | | | | | | | | | | | | | |
| VM1621A | LED BAR UPPER SUPPORT |  | KLP1007A | L200 LED BAR KIT | <table border="1"> <thead> <tr> <th>Code</th> <th>Description</th> <th>Qty</th> <th>UOM</th> </tr> </thead> <tbody> <tr> <td>CE1455A0</td> <td>TIP END FITTING</td> <td>2</td> <td>PZ</td> </tr> <tr> <td>CE1730A0</td> <td>PVC CABLE NP 2 X AWG22 STYLE 2095</td> <td>4.500</td> <td>M</td> </tr> <tr> <td>CE1735A0</td> <td>MINIFIT FEMALE END FITTING</td> <td>2</td> <td>PZ</td> </tr> <tr> <td>CE1740A0</td> <td>MINIFIT MALE END FITTING</td> <td>4</td> <td>PZ</td> </tr> <tr> <td>CE1745A0</td> <td>2 WAYS FEMALE MINIFIT CONNECTOR</td> <td>2</td> <td>PZ</td> </tr> <tr> <td>CE1750A0</td> <td>3 WAYS MALE MINIFIT CONNECTOR</td> <td>1</td> <td>PZ</td> </tr> <tr> <td>LP1007A0</td> <td>LED LIGHT BAR L200</td> <td>1</td> <td>PZ</td> </tr> <tr> <td>VM1620A0</td> <td>LED BAR LOWER SUPPORT</td> <td>1</td> <td>PZ</td> </tr> <tr> <td>VM1621A0</td> <td>LED BAR UPPER SUPPORT</td> <td>1</td> <td>PZ</td> </tr> </tbody> </table> | Code | Description | Qty | UOM | CE1455A0 | TIP END FITTING | 2 | PZ | CE1730A0 | PVC CABLE NP 2 X AWG22 STYLE 2095 | 4.500 | M | CE1735A0 | MINIFIT FEMALE END FITTING | 2 | PZ | CE1740A0 | MINIFIT MALE END FITTING | 4 | PZ | CE1745A0 | 2 WAYS FEMALE MINIFIT CONNECTOR | 2 | PZ | CE1750A0 | 3 WAYS MALE MINIFIT CONNECTOR | 1 | PZ | LP1007A0 | LED LIGHT BAR L200 | 1 | PZ | VM1620A0 | LED BAR LOWER SUPPORT | 1 | PZ | VM1621A0 | LED BAR UPPER SUPPORT | 1 | PZ | KLP1004B | L1000 LED BAR KIT | <table border="1"> <thead> <tr> <th>Code</th> <th>Description</th> <th>Qty</th> <th>UOM</th> </tr> </thead> <tbody> <tr> <td>CE1730A0</td> <td>PVC CABLE NP 2 X AWG22 STYLE 2095</td> <td>1</td> <td>M</td> </tr> <tr> <td>CE1735A0</td> <td>MINIFIT FEMALE END FITTING</td> <td>2</td> <td>PZ</td> </tr> <tr> <td>CE1740A0</td> <td>MINIFIT MALE END FITTING</td> <td>2</td> <td>PZ</td> </tr> <tr> <td>CE1745A0</td> <td>2 WAYS FEMALE MINIFIT CONNECTOR</td> <td>1</td> <td>PZ</td> </tr> <tr> <td>CE1750A0</td> <td>3 WAYS MALE MINIFIT CONNECTOR</td> <td>1</td> <td>PZ</td> </tr> <tr> <td>LP1004B0</td> <td>LEB LIGHTING BAR L1000</td> <td>1</td> <td>PZ</td> </tr> <tr> <td>VM1620A0</td> <td>LED BAR LOWER SUPPORT</td> <td>1</td> <td>PZ</td> </tr> <tr> <td>VM1621A0</td> <td>LED BAR UPPER SUPPORT</td> <td>1</td> <td>PZ</td> </tr> <tr> <td>VM1794A0</td> <td>250X4.8 PA66 BLACK CLAMP</td> <td>2</td> <td>PZ</td> </tr> <tr> <td>VM2103A0</td> <td>CLAMP LOCK</td> <td>2</td> <td>PZ</td> </tr> </tbody> </table> | Code | Description | Qty | UOM | CE1730A0 | PVC CABLE NP 2 X AWG22 STYLE 2095 | 1 | M | CE1735A0 | MINIFIT FEMALE END FITTING | 2 | PZ | CE1740A0 | MINIFIT MALE END FITTING | 2 | PZ | CE1745A0 | 2 WAYS FEMALE MINIFIT CONNECTOR | 1 | PZ | CE1750A0 | 3 WAYS MALE MINIFIT CONNECTOR | 1 | PZ | LP1004B0 | LEB LIGHTING BAR L1000 | 1 | PZ | VM1620A0 | LED BAR LOWER SUPPORT | 1 | PZ | VM1621A0 | LED BAR UPPER SUPPORT | 1 | PZ | VM1794A0 | 250X4.8 PA66 BLACK CLAMP | 2 | PZ | VM2103A0 | CLAMP LOCK | 2 | PZ |
| | | | Code | Description | Qty | UOM | | | | | | | | | | | | | | | | | | | | | | | | | | | | | | | | | | | | | | | | | | | | | | | | | | | | | | | | | | | | | | | | | | | | | | | | | | | | | | | | | | | | | | |
| CE1455A0 | TIP END FITTING | 2 | PZ | | | | | | | | | | | | | | | | | | | | | | | | | | | | | | | | | | | | | | | | | | | | | | | | | | | | | | | | | | | | | | | | | | | | | | | | | | | | | | | | | | | | | | | | | |
| CE1730A0 | PVC CABLE NP 2 X AWG22 STYLE 2095 | 4.500 | M | | | | | | | | | | | | | | | | | | | | | | | | | | | | | | | | | | | | | | | | | | | | | | | | | | | | | | | | | | | | | | | | | | | | | | | | | | | | | | | | | | | | | | | | | |
| CE1735A0 | MINIFIT FEMALE END FITTING | 2 | PZ | | | | | | | | | | | | | | | | | | | | | | | | | | | | | | | | | | | | | | | | | | | | | | | | | | | | | | | | | | | | | | | | | | | | | | | | | | | | | | | | | | | | | | | | | |
| CE1740A0 | MINIFIT MALE END FITTING | 4 | PZ | | | | | | | | | | | | | | | | | | | | | | | | | | | | | | | | | | | | | | | | | | | | | | | | | | | | | | | | | | | | | | | | | | | | | | | | | | | | | | | | | | | | | | | | | |
| CE1745A0 | 2 WAYS FEMALE MINIFIT CONNECTOR | 2 | PZ | | | | | | | | | | | | | | | | | | | | | | | | | | | | | | | | | | | | | | | | | | | | | | | | | | | | | | | | | | | | | | | | | | | | | | | | | | | | | | | | | | | | | | | | | |
| CE1750A0 | 3 WAYS MALE MINIFIT CONNECTOR | 1 | PZ | | | | | | | | | | | | | | | | | | | | | | | | | | | | | | | | | | | | | | | | | | | | | | | | | | | | | | | | | | | | | | | | | | | | | | | | | | | | | | | | | | | | | | | | | |
| LP1007A0 | LED LIGHT BAR L200 | 1 | PZ | | | | | | | | | | | | | | | | | | | | | | | | | | | | | | | | | | | | | | | | | | | | | | | | | | | | | | | | | | | | | | | | | | | | | | | | | | | | | | | | | | | | | | | | | |
| VM1620A0 | LED BAR LOWER SUPPORT | 1 | PZ | | | | | | | | | | | | | | | | | | | | | | | | | | | | | | | | | | | | | | | | | | | | | | | | | | | | | | | | | | | | | | | | | | | | | | | | | | | | | | | | | | | | | | | | | |
| VM1621A0 | LED BAR UPPER SUPPORT | 1 | PZ | | | | | | | | | | | | | | | | | | | | | | | | | | | | | | | | | | | | | | | | | | | | | | | | | | | | | | | | | | | | | | | | | | | | | | | | | | | | | | | | | | | | | | | | | |
| Code | Description | Qty | UOM | | | | | | | | | | | | | | | | | | | | | | | | | | | | | | | | | | | | | | | | | | | | | | | | | | | | | | | | | | | | | | | | | | | | | | | | | | | | | | | | | | | | | | | | | |
| CE1730A0 | PVC CABLE NP 2 X AWG22 STYLE 2095 | 1 | M | | | | | | | | | | | | | | | | | | | | | | | | | | | | | | | | | | | | | | | | | | | | | | | | | | | | | | | | | | | | | | | | | | | | | | | | | | | | | | | | | | | | | | | | | |
| CE1735A0 | MINIFIT FEMALE END FITTING | 2 | PZ | | | | | | | | | | | | | | | | | | | | | | | | | | | | | | | | | | | | | | | | | | | | | | | | | | | | | | | | | | | | | | | | | | | | | | | | | | | | | | | | | | | | | | | | | |
| CE1740A0 | MINIFIT MALE END FITTING | 2 | PZ | | | | | | | | | | | | | | | | | | | | | | | | | | | | | | | | | | | | | | | | | | | | | | | | | | | | | | | | | | | | | | | | | | | | | | | | | | | | | | | | | | | | | | | | | |
| CE1745A0 | 2 WAYS FEMALE MINIFIT CONNECTOR | 1 | PZ | | | | | | | | | | | | | | | | | | | | | | | | | | | | | | | | | | | | | | | | | | | | | | | | | | | | | | | | | | | | | | | | | | | | | | | | | | | | | | | | | | | | | | | | | |
| CE1750A0 | 3 WAYS MALE MINIFIT CONNECTOR | 1 | PZ | | | | | | | | | | | | | | | | | | | | | | | | | | | | | | | | | | | | | | | | | | | | | | | | | | | | | | | | | | | | | | | | | | | | | | | | | | | | | | | | | | | | | | | | | |
| LP1004B0 | LEB LIGHTING BAR L1000 | 1 | PZ | | | | | | | | | | | | | | | | | | | | | | | | | | | | | | | | | | | | | | | | | | | | | | | | | | | | | | | | | | | | | | | | | | | | | | | | | | | | | | | | | | | | | | | | | |
| VM1620A0 | LED BAR LOWER SUPPORT | 1 | PZ | | | | | | | | | | | | | | | | | | | | | | | | | | | | | | | | | | | | | | | | | | | | | | | | | | | | | | | | | | | | | | | | | | | | | | | | | | | | | | | | | | | | | | | | | |
| VM1621A0 | LED BAR UPPER SUPPORT | 1 | PZ | | | | | | | | | | | | | | | | | | | | | | | | | | | | | | | | | | | | | | | | | | | | | | | | | | | | | | | | | | | | | | | | | | | | | | | | | | | | | | | | | | | | | | | | | |
| VM1794A0 | 250X4.8 PA66 BLACK CLAMP | 2 | PZ | | | | | | | | | | | | | | | | | | | | | | | | | | | | | | | | | | | | | | | | | | | | | | | | | | | | | | | | | | | | | | | | | | | | | | | | | | | | | | | | | | | | | | | | | |
| VM2103A0 | CLAMP LOCK | 2 | PZ | | | | | | | | | | | | | | | | | | | | | | | | | | | | | | | | | | | | | | | | | | | | | | | | | | | | | | | | | | | | | | | | | | | | | | | | | | | | | | | | | | | | | | | | | |





| COMPONENT | | | SPARE PART | | | | | | | | | | | | | | | | | | | | | | | | | | | | | | | | | | | | | | | | | | | | | | | |
|-----------|--|---|------------|------------------|---|------|-------------|--------------------|-----|----------|---|---|-------|----------|----------------------------------|----------------------------------|----|----------|-----------------------------|-----------------------------|----|----------|--|--|----|----------|-------------------------------------|-------------------------------------|----|----------|-----------------------|--------------------------|----|----------|-----------------------------|-----------------------------|----|----------|-----------------------------|-----------------------------|----|----------|-----------------------------|-----------------------------|----|----------|------------|------------|----|----|
| Code | Description | Image | Code | Description | Components list | | | | | | | | | | | | | | | | | | | | | | | | | | | | | | | | | | | | | | | | | | | | | |
| VM1621A | LED BAR UPPER SUPPORT |  | KLP1003B | L600 LED BAR KIT | <table border="1"> <thead> <tr> <th>Code</th> <th>Description</th> <th>Qty</th> <th>UOM</th> </tr> </thead> <tbody> <tr> <td>CE1730A0</td> <td>PVC CABLE NP 2 X AWG22 STYLE 2095</td> <td>1</td> <td>M</td> </tr> <tr> <td>CE1735A0</td> <td>MINIFIT FEMALE END FITTING</td> <td>2</td> <td>PZ</td> </tr> <tr> <td>CE1740A0</td> <td>MINIFIT MALE END FITTING</td> <td>2</td> <td>PZ</td> </tr> <tr> <td>CE1745A0</td> <td>2 WAYS FEMALE MINIFIT CONNECTOR</td> <td>1</td> <td>PZ</td> </tr> <tr> <td>CE1750A0</td> <td>3 WAYS MALE MINIFIT CONNECTOR</td> <td>1</td> <td>PZ</td> </tr> <tr> <td>LP1003B0</td> <td>LED LIGHT BAR L600</td> <td>1</td> <td>PZ</td> </tr> <tr> <td>VM1620A0</td> <td>LED BAR LOWER SUPPORT</td> <td>1</td> <td>PZ</td> </tr> <tr> <td>VM1621A0</td> <td>LED BAR UPPER SUPPORT</td> <td>1</td> <td>PZ</td> </tr> <tr> <td>VM1794A0</td> <td>250X4.8 PA66 BLACK CLAMP</td> <td>2</td> <td>PZ</td> </tr> <tr> <td>VM2103A0</td> <td>CLAMP LOCK</td> <td>2</td> <td>PZ</td> </tr> </tbody> </table> | Code | Description | Qty | UOM | CE1730A0 | PVC CABLE NP 2 X AWG22 STYLE 2095 | 1 | M | CE1735A0 | MINIFIT FEMALE END FITTING | 2 | PZ | CE1740A0 | MINIFIT MALE END FITTING | 2 | PZ | CE1745A0 | 2 WAYS FEMALE MINIFIT CONNECTOR | 1 | PZ | CE1750A0 | 3 WAYS MALE MINIFIT CONNECTOR | 1 | PZ | LP1003B0 | LED LIGHT BAR L600 | 1 | PZ | VM1620A0 | LED BAR LOWER SUPPORT | 1 | PZ | VM1621A0 | LED BAR UPPER SUPPORT | 1 | PZ | VM1794A0 | 250X4.8 PA66 BLACK CLAMP | 2 | PZ | VM2103A0 | CLAMP LOCK | 2 | PZ | |
| | | | Code | Description | Qty | UOM | | | | | | | | | | | | | | | | | | | | | | | | | | | | | | | | | | | | | | | | | | | | |
| CE1730A0 | PVC CABLE NP 2 X AWG22 STYLE 2095 | 1 | M | | | | | | | | | | | | | | | | | | | | | | | | | | | | | | | | | | | | | | | | | | | | | | | |
| CE1735A0 | MINIFIT FEMALE END FITTING | 2 | PZ | | | | | | | | | | | | | | | | | | | | | | | | | | | | | | | | | | | | | | | | | | | | | | | |
| CE1740A0 | MINIFIT MALE END FITTING | 2 | PZ | | | | | | | | | | | | | | | | | | | | | | | | | | | | | | | | | | | | | | | | | | | | | | | |
| CE1745A0 | 2 WAYS FEMALE MINIFIT CONNECTOR | 1 | PZ | | | | | | | | | | | | | | | | | | | | | | | | | | | | | | | | | | | | | | | | | | | | | | | |
| CE1750A0 | 3 WAYS MALE MINIFIT CONNECTOR | 1 | PZ | | | | | | | | | | | | | | | | | | | | | | | | | | | | | | | | | | | | | | | | | | | | | | | |
| LP1003B0 | LED LIGHT BAR L600 | 1 | PZ | | | | | | | | | | | | | | | | | | | | | | | | | | | | | | | | | | | | | | | | | | | | | | | |
| VM1620A0 | LED BAR LOWER SUPPORT | 1 | PZ | | | | | | | | | | | | | | | | | | | | | | | | | | | | | | | | | | | | | | | | | | | | | | | |
| VM1621A0 | LED BAR UPPER SUPPORT | 1 | PZ | | | | | | | | | | | | | | | | | | | | | | | | | | | | | | | | | | | | | | | | | | | | | | | |
| VM1794A0 | 250X4.8 PA66 BLACK CLAMP | 2 | PZ | | | | | | | | | | | | | | | | | | | | | | | | | | | | | | | | | | | | | | | | | | | | | | | |
| VM2103A0 | CLAMP LOCK | 2 | PZ | | | | | | | | | | | | | | | | | | | | | | | | | | | | | | | | | | | | | | | | | | | | | | | |
| KLP1002B | L400 LED BAR KIT | <table border="1"> <thead> <tr> <th>Code</th> <th>Description</th> <th>Qty</th> <th>UOM</th> </tr> </thead> <tbody> <tr> <td>CE1455A0</td> <td>TIP END FITTING</td> <td>2</td> <td>PZ</td> </tr> <tr> <td>CE1730A0</td> <td>PVC CABLE NP 2 X AWG22 STYLE 2095</td> <td>4.500</td> <td>M</td> </tr> <tr> <td>CE1735A0</td> <td>MINIFIT FEMALE END FITTING</td> <td>2</td> <td>PZ</td> </tr> <tr> <td>CE1740A0</td> <td>MINIFIT MALE END FITTING</td> <td>4</td> <td>PZ</td> </tr> <tr> <td>CE1745A0</td> <td>2 WAYS FEMALE MINIFIT CONNECTOR</td> <td>2</td> <td>PZ</td> </tr> <tr> <td>CE1750A0</td> <td>3 WAYS MALE MINIFIT CONNECTOR</td> <td>1</td> <td>PZ</td> </tr> <tr> <td>LP1002B0</td> <td>LED LIGHTING BAR L400</td> <td>1</td> <td>PZ</td> </tr> <tr> <td>VM1620A0</td> <td>LED BAR LOWER SUPPORT</td> <td>1</td> <td>PZ</td> </tr> <tr> <td>VM1621A0</td> <td>LED BAR UPPER SUPPORT</td> <td>1</td> <td>PZ</td> </tr> <tr> <td>VM1794A0</td> <td>250X4.8 PA66 BLACK CLAMP</td> <td>2</td> <td>PZ</td> </tr> <tr> <td>VM2103A0</td> <td>CLAMP LOCK</td> <td>2</td> <td>PZ</td> </tr> </tbody> </table> | Code | Description | Qty | UOM | CE1455A0 | TIP END FITTING | 2 | PZ | CE1730A0 | PVC CABLE NP 2 X AWG22 STYLE 2095 | 4.500 | M | CE1735A0 | MINIFIT FEMALE END FITTING | 2 | PZ | CE1740A0 | MINIFIT MALE END FITTING | 4 | PZ | CE1745A0 | 2 WAYS FEMALE MINIFIT CONNECTOR | 2 | PZ | CE1750A0 | 3 WAYS MALE MINIFIT CONNECTOR | 1 | PZ | LP1002B0 | LED LIGHTING BAR L400 | 1 | PZ | VM1620A0 | LED BAR LOWER SUPPORT | 1 | PZ | VM1621A0 | LED BAR UPPER SUPPORT | 1 | PZ | VM1794A0 | 250X4.8 PA66 BLACK CLAMP | 2 | PZ | VM2103A0 | CLAMP LOCK | 2 | PZ |
| Code | Description | Qty | UOM | | | | | | | | | | | | | | | | | | | | | | | | | | | | | | | | | | | | | | | | | | | | | | | |
| CE1455A0 | TIP END FITTING | 2 | PZ | | | | | | | | | | | | | | | | | | | | | | | | | | | | | | | | | | | | | | | | | | | | | | | |
| CE1730A0 | PVC CABLE NP 2 X AWG22 STYLE 2095 | 4.500 | M | | | | | | | | | | | | | | | | | | | | | | | | | | | | | | | | | | | | | | | | | | | | | | | |
| CE1735A0 | MINIFIT FEMALE END FITTING | 2 | PZ | | | | | | | | | | | | | | | | | | | | | | | | | | | | | | | | | | | | | | | | | | | | | | | |
| CE1740A0 | MINIFIT MALE END FITTING | 4 | PZ | | | | | | | | | | | | | | | | | | | | | | | | | | | | | | | | | | | | | | | | | | | | | | | |
| CE1745A0 | 2 WAYS FEMALE MINIFIT CONNECTOR | 2 | PZ | | | | | | | | | | | | | | | | | | | | | | | | | | | | | | | | | | | | | | | | | | | | | | | |
| CE1750A0 | 3 WAYS MALE MINIFIT CONNECTOR | 1 | PZ | | | | | | | | | | | | | | | | | | | | | | | | | | | | | | | | | | | | | | | | | | | | | | | |
| LP1002B0 | LED LIGHTING BAR L400 | 1 | PZ | | | | | | | | | | | | | | | | | | | | | | | | | | | | | | | | | | | | | | | | | | | | | | | |
| VM1620A0 | LED BAR LOWER SUPPORT | 1 | PZ | | | | | | | | | | | | | | | | | | | | | | | | | | | | | | | | | | | | | | | | | | | | | | | |
| VM1621A0 | LED BAR UPPER SUPPORT | 1 | PZ | | | | | | | | | | | | | | | | | | | | | | | | | | | | | | | | | | | | | | | | | | | | | | | |
| VM1794A0 | 250X4.8 PA66 BLACK CLAMP | 2 | PZ | | | | | | | | | | | | | | | | | | | | | | | | | | | | | | | | | | | | | | | | | | | | | | | |
| VM2103A0 | CLAMP LOCK | 2 | PZ | | | | | | | | | | | | | | | | | | | | | | | | | | | | | | | | | | | | | | | | | | | | | | | |



| COMPONENT | | | SPARE PART | | | | | | | | | | | | | | | | | | | | | | | | | | | | | | | | | | | | | | | | | | | | | | | | | | | | | | | | | | | | | |
|-----------|-----------------------------------|---|------------|------------------|---|------|-------------|-----|-----|----------|-----------------|---|----|----------|-----------------------------------|-------|---|----------|----------------------------|---|----|----------|--------------------------|---|----|----------|---------------------------------|---|----|----------|-------------------------------|---|----|----------|-----------------------|---|----|----------|-----------------------|---|----|----------|-----------------------|---|----|----------|------------------|--|------|-------------|-----|-----|----------|-----------------------|---|----|----------|-----------------------|---|----|----------|-----------------------|---|----|
| Code | Description | Image | Code | Description | Components list | | | | | | | | | | | | | | | | | | | | | | | | | | | | | | | | | | | | | | | | | | | | | | | | | | | | | | | | | | | |
| VM1621A | LED BAR UPPER SUPPORT |  | KLP1001B | L300 LED BAR KIT | <table border="1"> <thead> <tr> <th>Code</th> <th>Description</th> <th>Qty</th> <th>UOM</th> </tr> </thead> <tbody> <tr> <td>CE1455A0</td> <td>TIP END FITTING</td> <td>2</td> <td>PZ</td> </tr> <tr> <td>CE1730A0</td> <td>PVC CABLE NP 2 X AWG22 STYLE 2095</td> <td>4.500</td> <td>M</td> </tr> <tr> <td>CE1735A0</td> <td>MINIFIT FEMALE END FITTING</td> <td>2</td> <td>PZ</td> </tr> <tr> <td>CE1740A0</td> <td>MINIFIT MALE END FITTING</td> <td>4</td> <td>PZ</td> </tr> <tr> <td>CE1745A0</td> <td>2 WAYS FEMALE MINIFIT CONNECTOR</td> <td>2</td> <td>PZ</td> </tr> <tr> <td>CE1750A0</td> <td>3 WAYS MALE MINIFIT CONNECTOR</td> <td>1</td> <td>PZ</td> </tr> <tr> <td>LP1001B0</td> <td>LED LIGHTING BAR L300</td> <td>1</td> <td>PZ</td> </tr> <tr> <td>VM1620A0</td> <td>LED BAR LOWER SUPPORT</td> <td>1</td> <td>PZ</td> </tr> <tr> <td>VM1621A0</td> <td>LED BAR UPPER SUPPORT</td> <td>1</td> <td>PZ</td> </tr> </tbody> </table> | Code | Description | Qty | UOM | CE1455A0 | TIP END FITTING | 2 | PZ | CE1730A0 | PVC CABLE NP 2 X AWG22 STYLE 2095 | 4.500 | M | CE1735A0 | MINIFIT FEMALE END FITTING | 2 | PZ | CE1740A0 | MINIFIT MALE END FITTING | 4 | PZ | CE1745A0 | 2 WAYS FEMALE MINIFIT CONNECTOR | 2 | PZ | CE1750A0 | 3 WAYS MALE MINIFIT CONNECTOR | 1 | PZ | LP1001B0 | LED LIGHTING BAR L300 | 1 | PZ | VM1620A0 | LED BAR LOWER SUPPORT | 1 | PZ | VM1621A0 | LED BAR UPPER SUPPORT | 1 | PZ | KLP1000A | L100 LED BAR KIT | <table border="1"> <thead> <tr> <th>Code</th> <th>Description</th> <th>Qty</th> <th>UOM</th> </tr> </thead> <tbody> <tr> <td>LP1000A0</td> <td>LED LIGHTING BAR L100</td> <td>1</td> <td>PZ</td> </tr> <tr> <td>VM1620A0</td> <td>LED BAR LOWER SUPPORT</td> <td>1</td> <td>PZ</td> </tr> <tr> <td>VM1621A0</td> <td>LED BAR UPPER SUPPORT</td> <td>1</td> <td>PZ</td> </tr> </tbody> </table> | Code | Description | Qty | UOM | LP1000A0 | LED LIGHTING BAR L100 | 1 | PZ | VM1620A0 | LED BAR LOWER SUPPORT | 1 | PZ | VM1621A0 | LED BAR UPPER SUPPORT | 1 | PZ |
| | | | Code | Description | Qty | UOM | | | | | | | | | | | | | | | | | | | | | | | | | | | | | | | | | | | | | | | | | | | | | | | | | | | | | | | | | | |
| CE1455A0 | TIP END FITTING | 2 | PZ | | | | | | | | | | | | | | | | | | | | | | | | | | | | | | | | | | | | | | | | | | | | | | | | | | | | | | | | | | | | | |
| CE1730A0 | PVC CABLE NP 2 X AWG22 STYLE 2095 | 4.500 | M | | | | | | | | | | | | | | | | | | | | | | | | | | | | | | | | | | | | | | | | | | | | | | | | | | | | | | | | | | | | | |
| CE1735A0 | MINIFIT FEMALE END FITTING | 2 | PZ | | | | | | | | | | | | | | | | | | | | | | | | | | | | | | | | | | | | | | | | | | | | | | | | | | | | | | | | | | | | | |
| CE1740A0 | MINIFIT MALE END FITTING | 4 | PZ | | | | | | | | | | | | | | | | | | | | | | | | | | | | | | | | | | | | | | | | | | | | | | | | | | | | | | | | | | | | | |
| CE1745A0 | 2 WAYS FEMALE MINIFIT CONNECTOR | 2 | PZ | | | | | | | | | | | | | | | | | | | | | | | | | | | | | | | | | | | | | | | | | | | | | | | | | | | | | | | | | | | | | |
| CE1750A0 | 3 WAYS MALE MINIFIT CONNECTOR | 1 | PZ | | | | | | | | | | | | | | | | | | | | | | | | | | | | | | | | | | | | | | | | | | | | | | | | | | | | | | | | | | | | | |
| LP1001B0 | LED LIGHTING BAR L300 | 1 | PZ | | | | | | | | | | | | | | | | | | | | | | | | | | | | | | | | | | | | | | | | | | | | | | | | | | | | | | | | | | | | | |
| VM1620A0 | LED BAR LOWER SUPPORT | 1 | PZ | | | | | | | | | | | | | | | | | | | | | | | | | | | | | | | | | | | | | | | | | | | | | | | | | | | | | | | | | | | | | |
| VM1621A0 | LED BAR UPPER SUPPORT | 1 | PZ | | | | | | | | | | | | | | | | | | | | | | | | | | | | | | | | | | | | | | | | | | | | | | | | | | | | | | | | | | | | | |
| Code | Description | Qty | UOM | | | | | | | | | | | | | | | | | | | | | | | | | | | | | | | | | | | | | | | | | | | | | | | | | | | | | | | | | | | | | |
| LP1000A0 | LED LIGHTING BAR L100 | 1 | PZ | | | | | | | | | | | | | | | | | | | | | | | | | | | | | | | | | | | | | | | | | | | | | | | | | | | | | | | | | | | | | |
| VM1620A0 | LED BAR LOWER SUPPORT | 1 | PZ | | | | | | | | | | | | | | | | | | | | | | | | | | | | | | | | | | | | | | | | | | | | | | | | | | | | | | | | | | | | | |
| VM1621A0 | LED BAR UPPER SUPPORT | 1 | PZ | | | | | | | | | | | | | | | | | | | | | | | | | | | | | | | | | | | | | | | | | | | | | | | | | | | | | | | | | | | | | |
| LP1044A | LUX LED BAR |  | KLP1044A | LUX LED BAR KIT | <table border="1"> <thead> <tr> <th>Code</th> <th>Description</th> <th>Qty</th> <th>UOM</th> </tr> </thead> <tbody> <tr> <td>CE1455A0</td> <td>TIP END FITTING</td> <td>2</td> <td>PZ</td> </tr> <tr> <td>CE1730A0</td> <td>PVC CABLE NP 2 X AWG22 STYLE 2095</td> <td>4.500</td> <td>M</td> </tr> <tr> <td>CE1735A0</td> <td>MINIFIT FEMALE END FITTING</td> <td>2</td> <td>PZ</td> </tr> <tr> <td>CE1740A0</td> <td>MINIFIT MALE END FITTING</td> <td>4</td> <td>PZ</td> </tr> <tr> <td>CE1745A0</td> <td>2 WAYS FEMALE MINIFIT CONNECTOR</td> <td>2</td> <td>PZ</td> </tr> <tr> <td>CE1750A0</td> <td>3 WAYS MALE MINIFIT CONNECTOR</td> <td>1</td> <td>PZ</td> </tr> <tr> <td>LP1044A0</td> <td>LUX LED BAR</td> <td>1</td> <td>PZ</td> </tr> </tbody> </table> | Code | Description | Qty | UOM | CE1455A0 | TIP END FITTING | 2 | PZ | CE1730A0 | PVC CABLE NP 2 X AWG22 STYLE 2095 | 4.500 | M | CE1735A0 | MINIFIT FEMALE END FITTING | 2 | PZ | CE1740A0 | MINIFIT MALE END FITTING | 4 | PZ | CE1745A0 | 2 WAYS FEMALE MINIFIT CONNECTOR | 2 | PZ | CE1750A0 | 3 WAYS MALE MINIFIT CONNECTOR | 1 | PZ | LP1044A0 | LUX LED BAR | 1 | PZ | | | | | | | | | | | | | | | | | | | | | | | | | | | |
| Code | Description | Qty | UOM | | | | | | | | | | | | | | | | | | | | | | | | | | | | | | | | | | | | | | | | | | | | | | | | | | | | | | | | | | | | | |
| CE1455A0 | TIP END FITTING | 2 | PZ | | | | | | | | | | | | | | | | | | | | | | | | | | | | | | | | | | | | | | | | | | | | | | | | | | | | | | | | | | | | | |
| CE1730A0 | PVC CABLE NP 2 X AWG22 STYLE 2095 | 4.500 | M | | | | | | | | | | | | | | | | | | | | | | | | | | | | | | | | | | | | | | | | | | | | | | | | | | | | | | | | | | | | | |
| CE1735A0 | MINIFIT FEMALE END FITTING | 2 | PZ | | | | | | | | | | | | | | | | | | | | | | | | | | | | | | | | | | | | | | | | | | | | | | | | | | | | | | | | | | | | | |
| CE1740A0 | MINIFIT MALE END FITTING | 4 | PZ | | | | | | | | | | | | | | | | | | | | | | | | | | | | | | | | | | | | | | | | | | | | | | | | | | | | | | | | | | | | | |
| CE1745A0 | 2 WAYS FEMALE MINIFIT CONNECTOR | 2 | PZ | | | | | | | | | | | | | | | | | | | | | | | | | | | | | | | | | | | | | | | | | | | | | | | | | | | | | | | | | | | | | |
| CE1750A0 | 3 WAYS MALE MINIFIT CONNECTOR | 1 | PZ | | | | | | | | | | | | | | | | | | | | | | | | | | | | | | | | | | | | | | | | | | | | | | | | | | | | | | | | | | | | | |
| LP1044A0 | LUX LED BAR | 1 | PZ | | | | | | | | | | | | | | | | | | | | | | | | | | | | | | | | | | | | | | | | | | | | | | | | | | | | | | | | | | | | | |



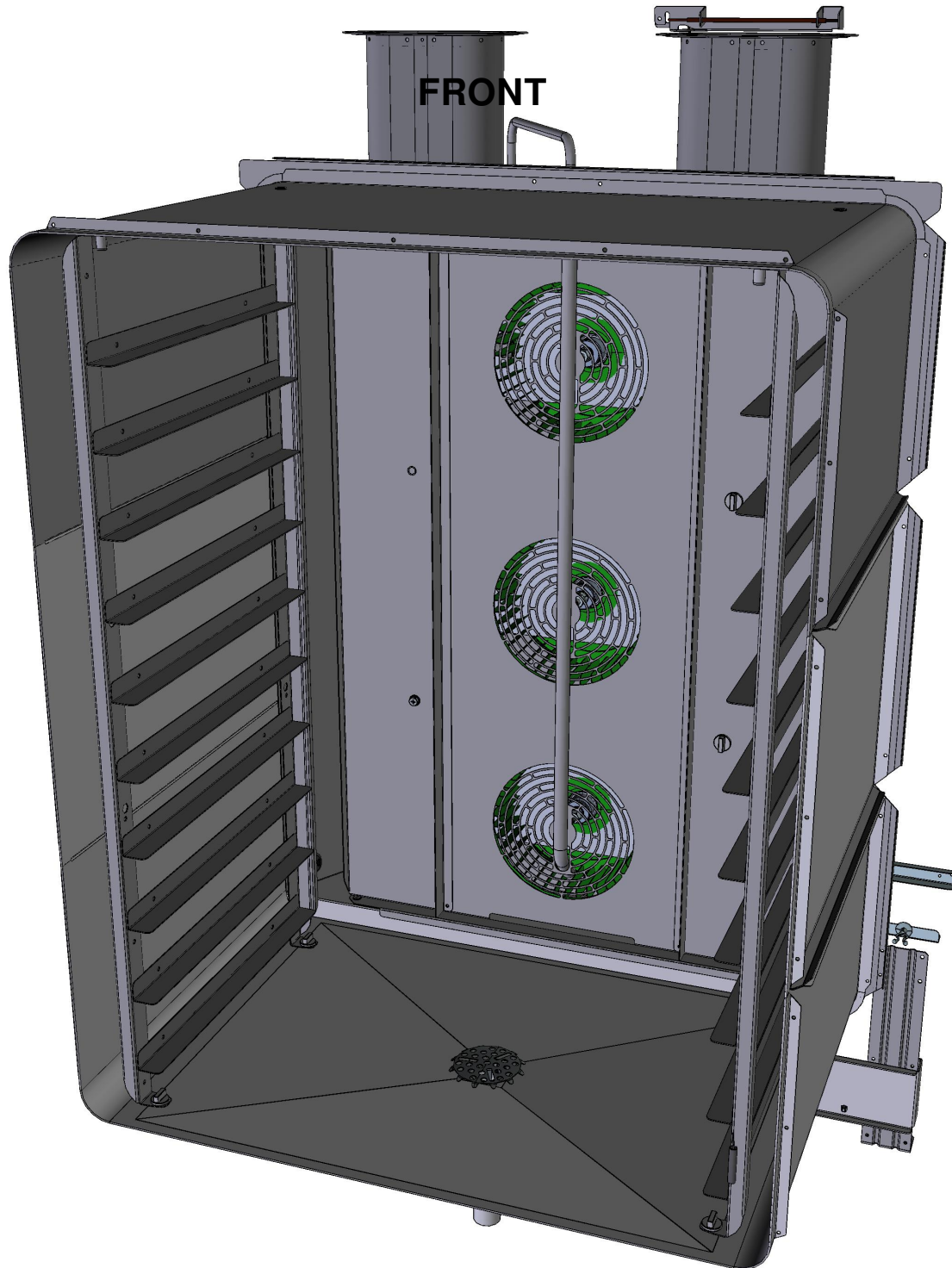
| COMPONENT | | | SPARE PART | | | | | | | | | | | | | | | | | | | | | | | | | | | | | | |
|-----------|--|---|------------|-----------------------------------|--|------|-------------|-----|-----|----------|---|---|----|----------|---|-------|----|----------|--|---|---|----------|------------------------|-------|----|----------|-----------------------|-------|---|----------|-------------------------|---|----|
| Code | Description | Image | Code | Description | Components list | | | | | | | | | | | | | | | | | | | | | | | | | | | | |
| LP1044A | LUX LED BAR |  | KLP1044A | LUX LED BAR KIT | <table border="1"> <thead> <tr> <th>Code</th> <th>Description</th> <th>Qty</th> <th>UOM</th> </tr> </thead> <tbody> <tr> <td>VM1620A0</td> <td>LED BAR LOWER SUPPORT</td> <td>1</td> <td>PZ</td> </tr> <tr> <td>VM1621A0</td> <td>LED BAR UPPER SUPPORT</td> <td>1</td> <td>PZ</td> </tr> </tbody> </table> | Code | Description | Qty | UOM | VM1620A0 | LED BAR LOWER SUPPORT | 1 | PZ | VM1621A0 | LED BAR UPPER SUPPORT | 1 | PZ | | | | | | | | | | | | | | | | |
| Code | Description | Qty | UOM | | | | | | | | | | | | | | | | | | | | | | | | | | | | | | |
| VM1620A0 | LED BAR LOWER SUPPORT | 1 | PZ | | | | | | | | | | | | | | | | | | | | | | | | | | | | | | |
| VM1621A0 | LED BAR UPPER SUPPORT | 1 | PZ | | | | | | | | | | | | | | | | | | | | | | | | | | | | | | |
| TB3095A | BL CL 89 RIGHT COLUMN |  | TB3095A0 | BL CL 89 RIGHT COLUMN | | | | | | | | | | | | | | | | | | | | | | | | | | | | | |
| TB3093A | BL CL 89 LEFT COLUMN |  | TB3093A0 | BL CL 89 LEFT COLUMN | | | | | | | | | | | | | | | | | | | | | | | | | | | | | |
| VT1254A | OUTER GLASS XB89- XC89- |  | KVT1254AR | XB89-XV893 LED EXTERNAL GLASS KIT | <table border="1"> <thead> <tr> <th>Code</th> <th>Description</th> <th>Qty</th> <th>UOM</th> </tr> </thead> <tbody> <tr> <td>0H7530A0</td> <td>XB89- XV EXTERNAL GLASS HOLDING PROFILE</td> <td>2</td> <td>PZ</td> </tr> <tr> <td>IP1385A1</td> <td>CORNER POLYSTYREN E PACKING 110X80X2000</td> <td>3.450</td> <td>M</td> </tr> <tr> <td>IP1508A1</td> <td>POLYSTYREN E U SHAPED PROFILE 2000X60X60</td> <td>3</td> <td>M</td> </tr> <tr> <td>SL1156A0</td> <td>NOZZLE FOR SILICON GUN</td> <td>1.200</td> <td>PZ</td> </tr> <tr> <td>VM1059A1</td> <td>HEAT SHRINK FILM H800</td> <td>1.700</td> <td>M</td> </tr> <tr> <td>VT1254A0</td> <td>OUTER GLASS XB89- XC89-</td> <td>1</td> <td>PZ</td> </tr> </tbody> </table> | Code | Description | Qty | UOM | 0H7530A0 | XB89- XV EXTERNAL GLASS HOLDING PROFILE | 2 | PZ | IP1385A1 | CORNER POLYSTYREN E PACKING 110X80X2000 | 3.450 | M | IP1508A1 | POLYSTYREN E U SHAPED PROFILE 2000X60X60 | 3 | M | SL1156A0 | NOZZLE FOR SILICON GUN | 1.200 | PZ | VM1059A1 | HEAT SHRINK FILM H800 | 1.700 | M | VT1254A0 | OUTER GLASS XB89- XC89- | 1 | PZ |
| Code | Description | Qty | UOM | | | | | | | | | | | | | | | | | | | | | | | | | | | | | | |
| 0H7530A0 | XB89- XV EXTERNAL GLASS HOLDING PROFILE | 2 | PZ | | | | | | | | | | | | | | | | | | | | | | | | | | | | | | |
| IP1385A1 | CORNER POLYSTYREN E PACKING 110X80X2000 | 3.450 | M | | | | | | | | | | | | | | | | | | | | | | | | | | | | | | |
| IP1508A1 | POLYSTYREN E U SHAPED PROFILE 2000X60X60 | 3 | M | | | | | | | | | | | | | | | | | | | | | | | | | | | | | | |
| SL1156A0 | NOZZLE FOR SILICON GUN | 1.200 | PZ | | | | | | | | | | | | | | | | | | | | | | | | | | | | | | |
| VM1059A1 | HEAT SHRINK FILM H800 | 1.700 | M | | | | | | | | | | | | | | | | | | | | | | | | | | | | | | |
| VT1254A0 | OUTER GLASS XB89- XC89- | 1 | PZ | | | | | | | | | | | | | | | | | | | | | | | | | | | | | | |

| COMPONENT | | | SPARE PART | | | | | | | | | | | | | | | | | | | | | | | | | | | | | | | | | | | | | | | | | | | | | | |
|-----------|---|---|------------|---|--|------|-------------|-----|-----|----------|---|---|----|----------|--|-------|----|----------|---------------------------------|-------|----|----------|---|-------|----|----------|------------------------------------|-------|----|----------|---|---|----|----------|--|---|----|----------|-------------------------|---|----|----------|---|---|----|----------|--------------------------------------|---|----|
| Code | Description | Image | Code | Description | Components list | | | | | | | | | | | | | | | | | | | | | | | | | | | | | | | | | | | | | | | | | | | | |
| VT1254A | OUTER GLASS XB89- XC89- |  | KVT1254A | XB89- XV893 EXTERNAL GLASS KIT | <table border="1"> <thead> <tr> <th>Code</th> <th>Description</th> <th>Qty</th> <th>UOM</th> </tr> </thead> <tbody> <tr> <td>0H6575A1</td> <td>XB89- XV EXTERNAL GLASS HOLDING PROFILE</td> <td>2</td> <td>PZ</td> </tr> <tr> <td>IP1385A1</td> <td>CORNER POLYSTYREN E PACKING 110X80X2000</td> <td>2.180</td> <td>M</td> </tr> <tr> <td>IP1508A0</td> <td></td> <td>1.270</td> <td>PZ</td> </tr> <tr> <td>IP1508A1</td> <td>POLYSTYREN E U SHAPED PROFILE 2000X60X60</td> <td>1.270</td> <td>M</td> </tr> <tr> <td>SL1155A1</td> <td>SILICON BICOMPONEN T LOCTITE</td> <td>0.200</td> <td>ML</td> </tr> <tr> <td>SL1156A0</td> <td>NOZZLE FOR SILICON GUN</td> <td>1</td> <td>PZ</td> </tr> <tr> <td>VT1254A0</td> <td>OUTER GLASS XB89- XC89-</td> <td>1</td> <td>PZ</td> </tr> </tbody> </table> | Code | Description | Qty | UOM | 0H6575A1 | XB89- XV EXTERNAL GLASS HOLDING PROFILE | 2 | PZ | IP1385A1 | CORNER POLYSTYREN E PACKING 110X80X2000 | 2.180 | M | IP1508A0 | | 1.270 | PZ | IP1508A1 | POLYSTYREN E U SHAPED PROFILE 2000X60X60 | 1.270 | M | SL1155A1 | SILICON BICOMPONEN T LOCTITE | 0.200 | ML | SL1156A0 | NOZZLE FOR SILICON GUN | 1 | PZ | VT1254A0 | OUTER GLASS XB89- XC89- | 1 | PZ | | | | | | | | | | | | |
| Code | Description | Qty | UOM | | | | | | | | | | | | | | | | | | | | | | | | | | | | | | | | | | | | | | | | | | | | | | |
| 0H6575A1 | XB89- XV EXTERNAL GLASS HOLDING PROFILE | 2 | PZ | | | | | | | | | | | | | | | | | | | | | | | | | | | | | | | | | | | | | | | | | | | | | | |
| IP1385A1 | CORNER POLYSTYREN E PACKING 110X80X2000 | 2.180 | M | | | | | | | | | | | | | | | | | | | | | | | | | | | | | | | | | | | | | | | | | | | | | | |
| IP1508A0 | | 1.270 | PZ | | | | | | | | | | | | | | | | | | | | | | | | | | | | | | | | | | | | | | | | | | | | | | |
| IP1508A1 | POLYSTYREN E U SHAPED PROFILE 2000X60X60 | 1.270 | M | | | | | | | | | | | | | | | | | | | | | | | | | | | | | | | | | | | | | | | | | | | | | | |
| SL1155A1 | SILICON BICOMPONEN T LOCTITE | 0.200 | ML | | | | | | | | | | | | | | | | | | | | | | | | | | | | | | | | | | | | | | | | | | | | | | |
| SL1156A0 | NOZZLE FOR SILICON GUN | 1 | PZ | | | | | | | | | | | | | | | | | | | | | | | | | | | | | | | | | | | | | | | | | | | | | | |
| VT1254A0 | OUTER GLASS XB89- XC89- | 1 | PZ | | | | | | | | | | | | | | | | | | | | | | | | | | | | | | | | | | | | | | | | | | | | | | |
| CR1085A | INTERNAL GLASS UPPER HINGE |  | KVM0012A | 4-5-5E S. INT. GLASS OPENING SYSTEM KIT | <table border="1"> <thead> <tr> <th>Code</th> <th>Description</th> <th>Qty</th> <th>UOM</th> </tr> </thead> <tbody> <tr> <td>CR1085A0</td> <td>INTERNAL GLASS UPPER HINGE</td> <td>1</td> <td>PZ</td> </tr> <tr> <td>CR1086A0</td> <td>INTERNAL GLASS LOWER HINGE</td> <td>1</td> <td>PZ</td> </tr> <tr> <td>GN1181A0</td> <td>INTERNAL GLASS HINGE SEAL</td> <td>2</td> <td>PZ</td> </tr> <tr> <td>VI1220A1</td> <td>4,2X12 TCB SELF-TAPPIN G SCREW</td> <td>5</td> <td>PZ</td> </tr> <tr> <td>VI1300A0</td> <td>SCREW M6X12 T1/2T+INOX</td> <td>4</td> <td>PZ</td> </tr> <tr> <td>VI1810A0</td> <td>M6X6 STAINLESS STEEL FLATHEAD SCREW</td> <td>6</td> <td>PZ</td> </tr> <tr> <td>VI1950A0</td> <td>ST. STEEL 4,2X13 TCB SELF-DRILLIN G SCREW</td> <td>6</td> <td>PZ</td> </tr> <tr> <td>VM1680A0</td> <td>INTERNAL GLASS HINGE</td> <td>2</td> <td>PZ</td> </tr> <tr> <td>VM2042A0</td> <td>INTERNAL GLASS LATERAL LOCKING SYSTEM</td> <td>2</td> <td>PZ</td> </tr> <tr> <td>VM2043A0</td> <td>UPPER - LOWER GLASS SUPPORT</td> <td>2</td> <td>PZ</td> </tr> </tbody> </table> | Code | Description | Qty | UOM | CR1085A0 | INTERNAL GLASS UPPER HINGE | 1 | PZ | CR1086A0 | INTERNAL GLASS LOWER HINGE | 1 | PZ | GN1181A0 | INTERNAL GLASS HINGE SEAL | 2 | PZ | VI1220A1 | 4,2X12 TCB SELF-TAPPIN G SCREW | 5 | PZ | VI1300A0 | SCREW M6X12 T1/2T+INOX | 4 | PZ | VI1810A0 | M6X6 STAINLESS STEEL FLATHEAD SCREW | 6 | PZ | VI1950A0 | ST. STEEL 4,2X13 TCB SELF-DRILLIN G SCREW | 6 | PZ | VM1680A0 | INTERNAL GLASS HINGE | 2 | PZ | VM2042A0 | INTERNAL GLASS LATERAL LOCKING SYSTEM | 2 | PZ | VM2043A0 | UPPER - LOWER GLASS SUPPORT | 2 | PZ |
| Code | Description | Qty | UOM | | | | | | | | | | | | | | | | | | | | | | | | | | | | | | | | | | | | | | | | | | | | | | |
| CR1085A0 | INTERNAL GLASS UPPER HINGE | 1 | PZ | | | | | | | | | | | | | | | | | | | | | | | | | | | | | | | | | | | | | | | | | | | | | | |
| CR1086A0 | INTERNAL GLASS LOWER HINGE | 1 | PZ | | | | | | | | | | | | | | | | | | | | | | | | | | | | | | | | | | | | | | | | | | | | | | |
| GN1181A0 | INTERNAL GLASS HINGE SEAL | 2 | PZ | | | | | | | | | | | | | | | | | | | | | | | | | | | | | | | | | | | | | | | | | | | | | | |
| VI1220A1 | 4,2X12 TCB SELF-TAPPIN G SCREW | 5 | PZ | | | | | | | | | | | | | | | | | | | | | | | | | | | | | | | | | | | | | | | | | | | | | | |
| VI1300A0 | SCREW M6X12 T1/2T+INOX | 4 | PZ | | | | | | | | | | | | | | | | | | | | | | | | | | | | | | | | | | | | | | | | | | | | | | |
| VI1810A0 | M6X6 STAINLESS STEEL FLATHEAD SCREW | 6 | PZ | | | | | | | | | | | | | | | | | | | | | | | | | | | | | | | | | | | | | | | | | | | | | | |
| VI1950A0 | ST. STEEL 4,2X13 TCB SELF-DRILLIN G SCREW | 6 | PZ | | | | | | | | | | | | | | | | | | | | | | | | | | | | | | | | | | | | | | | | | | | | | | |
| VM1680A0 | INTERNAL GLASS HINGE | 2 | PZ | | | | | | | | | | | | | | | | | | | | | | | | | | | | | | | | | | | | | | | | | | | | | | |
| VM2042A0 | INTERNAL GLASS LATERAL LOCKING SYSTEM | 2 | PZ | | | | | | | | | | | | | | | | | | | | | | | | | | | | | | | | | | | | | | | | | | | | | | |
| VM2043A0 | UPPER - LOWER GLASS SUPPORT | 2 | PZ | | | | | | | | | | | | | | | | | | | | | | | | | | | | | | | | | | | | | | | | | | | | | | |

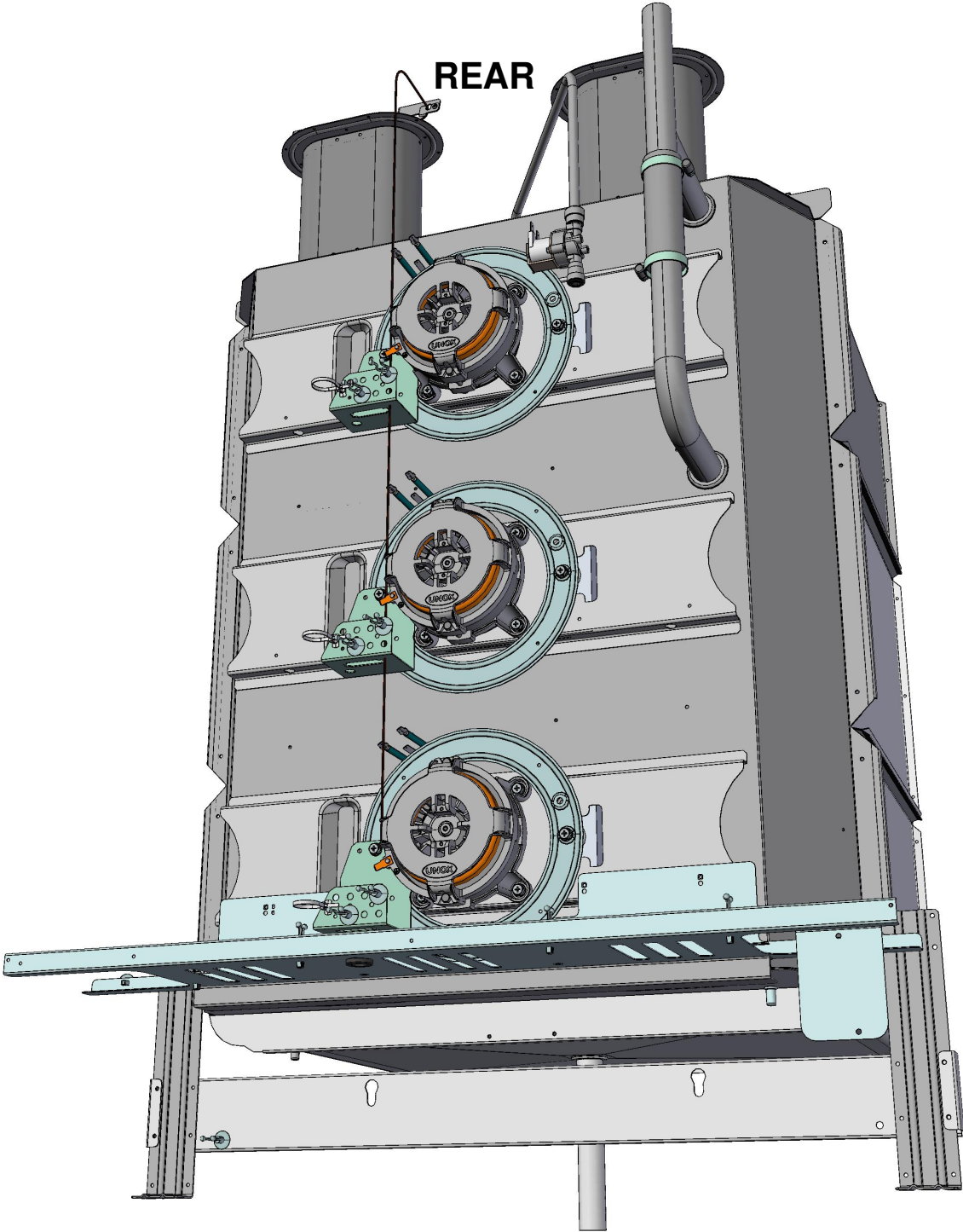
| COMPONENT | | | SPARE PART | | | | | | | | | | | | | | | | | | | | | | | | | | | | | | |
|-----------|-------------------------------------|---|------------|---|--|------|-------------|-----|-----|----------|----------------------------|---|----|----------|----------------------------|---|----|----------|-------------------------------------|---|----|----------|-------------------------------|---|----|----------|------------------------|---|----|----------|-------------------------------------|---|----|
| Code | Description | Image | Code | Description | Components list | | | | | | | | | | | | | | | | | | | | | | | | | | | | |
| CR1085A | INTERNAL GLASS UPPER HINGE |  | KCR1085A | INTERNAL GLASS UPPER HINGE KIT | <table border="1"> <thead> <tr> <th>Code</th> <th>Description</th> <th>Qty</th> <th>UOM</th> </tr> </thead> <tbody> <tr> <td>CR1085A0</td> <td>INTERNAL GLASS UPPER HINGE</td> <td>1</td> <td>PZ</td> </tr> <tr> <td>GN1181A0</td> <td>INTERNAL GLASS HINGE SEAL</td> <td>1</td> <td>PZ</td> </tr> <tr> <td>V11810A0</td> <td>M6X6 STAINLESS STEEL FLATHEAD SCREW</td> <td>3</td> <td>PZ</td> </tr> </tbody> </table> | Code | Description | Qty | UOM | CR1085A0 | INTERNAL GLASS UPPER HINGE | 1 | PZ | GN1181A0 | INTERNAL GLASS HINGE SEAL | 1 | PZ | V11810A0 | M6X6 STAINLESS STEEL FLATHEAD SCREW | 3 | PZ | | | | | | | | | | | | |
| Code | Description | Qty | UOM | | | | | | | | | | | | | | | | | | | | | | | | | | | | | | |
| CR1085A0 | INTERNAL GLASS UPPER HINGE | 1 | PZ | | | | | | | | | | | | | | | | | | | | | | | | | | | | | | |
| GN1181A0 | INTERNAL GLASS HINGE SEAL | 1 | PZ | | | | | | | | | | | | | | | | | | | | | | | | | | | | | | |
| V11810A0 | M6X6 STAINLESS STEEL FLATHEAD SCREW | 3 | PZ | | | | | | | | | | | | | | | | | | | | | | | | | | | | | | |
| GN1181A | INTERNAL GLASS HINGE SEAL |  | KGN1181A | INT. GLASS HINGE GASKET 2 PCS KIT | <table border="1"> <thead> <tr> <th>Code</th> <th>Description</th> <th>Qty</th> <th>UOM</th> </tr> </thead> <tbody> <tr> <td>GN1181A0</td> <td>INTERNAL GLASS HINGE SEAL</td> <td>2</td> <td>PZ</td> </tr> </tbody> </table> | Code | Description | Qty | UOM | GN1181A0 | INTERNAL GLASS HINGE SEAL | 2 | PZ | | | | | | | | | | | | | | | | | | | | |
| Code | Description | Qty | UOM | | | | | | | | | | | | | | | | | | | | | | | | | | | | | | |
| GN1181A0 | INTERNAL GLASS HINGE SEAL | 2 | PZ | | | | | | | | | | | | | | | | | | | | | | | | | | | | | | |
| GN1181A | INTERNAL GLASS HINGE SEAL |  | KGN1181A | INT. GLASS HINGE GASKET 2 PCS KIT | <table border="1"> <thead> <tr> <th>Code</th> <th>Description</th> <th>Qty</th> <th>UOM</th> </tr> </thead> <tbody> <tr> <td>GN1181A0</td> <td>INTERNAL GLASS HINGE SEAL</td> <td>2</td> <td>PZ</td> </tr> </tbody> </table> | Code | Description | Qty | UOM | GN1181A0 | INTERNAL GLASS HINGE SEAL | 2 | PZ | | | | | | | | | | | | | | | | | | | | |
| Code | Description | Qty | UOM | | | | | | | | | | | | | | | | | | | | | | | | | | | | | | |
| GN1181A0 | INTERNAL GLASS HINGE SEAL | 2 | PZ | | | | | | | | | | | | | | | | | | | | | | | | | | | | | | |
| CR1086A | INTERNAL GLASS LOWER HINGE |  | KVM0012A | 4-5-5E S. INT. GLASS OPENING SYSTEM KIT | <table border="1"> <thead> <tr> <th>Code</th> <th>Description</th> <th>Qty</th> <th>UOM</th> </tr> </thead> <tbody> <tr> <td>CR1085A0</td> <td>INTERNAL GLASS UPPER HINGE</td> <td>1</td> <td>PZ</td> </tr> <tr> <td>CR1086A0</td> <td>INTERNAL GLASS LOWER HINGE</td> <td>1</td> <td>PZ</td> </tr> <tr> <td>GN1181A0</td> <td>INTERNAL GLASS HINGE SEAL</td> <td>2</td> <td>PZ</td> </tr> <tr> <td>V11220A1</td> <td>4,2X12 TCB SELF-TAPPING SCREW</td> <td>5</td> <td>PZ</td> </tr> <tr> <td>V11300A0</td> <td>SCREW M6X12 T1/2T+INOX</td> <td>4</td> <td>PZ</td> </tr> <tr> <td>V11810A0</td> <td>M6X6 STAINLESS STEEL FLATHEAD SCREW</td> <td>6</td> <td>PZ</td> </tr> </tbody> </table> | Code | Description | Qty | UOM | CR1085A0 | INTERNAL GLASS UPPER HINGE | 1 | PZ | CR1086A0 | INTERNAL GLASS LOWER HINGE | 1 | PZ | GN1181A0 | INTERNAL GLASS HINGE SEAL | 2 | PZ | V11220A1 | 4,2X12 TCB SELF-TAPPING SCREW | 5 | PZ | V11300A0 | SCREW M6X12 T1/2T+INOX | 4 | PZ | V11810A0 | M6X6 STAINLESS STEEL FLATHEAD SCREW | 6 | PZ |
| Code | Description | Qty | UOM | | | | | | | | | | | | | | | | | | | | | | | | | | | | | | |
| CR1085A0 | INTERNAL GLASS UPPER HINGE | 1 | PZ | | | | | | | | | | | | | | | | | | | | | | | | | | | | | | |
| CR1086A0 | INTERNAL GLASS LOWER HINGE | 1 | PZ | | | | | | | | | | | | | | | | | | | | | | | | | | | | | | |
| GN1181A0 | INTERNAL GLASS HINGE SEAL | 2 | PZ | | | | | | | | | | | | | | | | | | | | | | | | | | | | | | |
| V11220A1 | 4,2X12 TCB SELF-TAPPING SCREW | 5 | PZ | | | | | | | | | | | | | | | | | | | | | | | | | | | | | | |
| V11300A0 | SCREW M6X12 T1/2T+INOX | 4 | PZ | | | | | | | | | | | | | | | | | | | | | | | | | | | | | | |
| V11810A0 | M6X6 STAINLESS STEEL FLATHEAD SCREW | 6 | PZ | | | | | | | | | | | | | | | | | | | | | | | | | | | | | | |




| COMPONENT | | | SPARE PART | | | | | | | | | | | | | | | | | | | | | | |
|-----------|--|---|------------|---|--|------|-------------|----------------------------------|-----|----------|--|---------------------------------|----|----------|---|---|----|----------|---|-------|----|----------|--|---|----|
| Code | Description | Image | Code | Description | Components list | | | | | | | | | | | | | | | | | | | | |
| CR1086A | INTERNAL GLASS LOWER HINGE |  | KVM0012A | 4-5-5E S. INT. GLASS OPENING SYSTEM KIT | <table border="1"> <thead> <tr> <th>Code</th> <th>Description</th> <th>Qty</th> <th>UOM</th> </tr> </thead> <tbody> <tr> <td>VI1950A0</td> <td>ST. STEEL 4.2X13 TCB SELF-DRILLIN G SCREW</td> <td>6</td> <td>PZ</td> </tr> <tr> <td>VM1680A0</td> <td>INTERNAL GLASS HINGE</td> <td>2</td> <td>PZ</td> </tr> <tr> <td>VM2042A0</td> <td>INTERNAL GLASS LATERAL LOCKING SYSTEM</td> <td>2</td> <td>PZ</td> </tr> <tr> <td>VM2043A0</td> <td>UPPER - LOWER GLASS SUPPORT</td> <td>2</td> <td>PZ</td> </tr> </tbody> </table> | Code | Description | Qty | UOM | VI1950A0 | ST. STEEL 4.2X13 TCB SELF-DRILLIN G SCREW | 6 | PZ | VM1680A0 | INTERNAL GLASS HINGE | 2 | PZ | VM2042A0 | INTERNAL GLASS LATERAL LOCKING SYSTEM | 2 | PZ | VM2043A0 | UPPER - LOWER GLASS SUPPORT | 2 | PZ |
| | | | Code | Description | Qty | UOM | | | | | | | | | | | | | | | | | | | |
| VI1950A0 | ST. STEEL 4.2X13 TCB SELF-DRILLIN G SCREW | 6 | PZ | | | | | | | | | | | | | | | | | | | | | | |
| VM1680A0 | INTERNAL GLASS HINGE | 2 | PZ | | | | | | | | | | | | | | | | | | | | | | |
| VM2042A0 | INTERNAL GLASS LATERAL LOCKING SYSTEM | 2 | PZ | | | | | | | | | | | | | | | | | | | | | | |
| VM2043A0 | UPPER - LOWER GLASS SUPPORT | 2 | PZ | | | | | | | | | | | | | | | | | | | | | | |
| KCR1086A | INTERNAL GLASS LOWER HINGE KIT | <table border="1"> <thead> <tr> <th>Code</th> <th>Description</th> <th>Qty</th> <th>UOM</th> </tr> </thead> <tbody> <tr> <td>CR1086A0</td> <td>INTERNAL GLASS LOWER HINGE</td> <td>1</td> <td>PZ</td> </tr> <tr> <td>GN1181A0</td> <td>INTERNAL GLASS HINGE SEAL</td> <td>1</td> <td>PZ</td> </tr> <tr> <td>VI1810A0</td> <td>M6X6 STAINLESS STEEL FLATHEAD SCREW</td> <td>3</td> <td>PZ</td> </tr> </tbody> </table> | Code | Description | Qty | UOM | CR1086A0 | INTERNAL GLASS LOWER HINGE | 1 | PZ | GN1181A0 | INTERNAL GLASS HINGE SEAL | 1 | PZ | VI1810A0 | M6X6 STAINLESS STEEL FLATHEAD SCREW | 3 | PZ | | | | | | | |
| Code | Description | Qty | UOM | | | | | | | | | | | | | | | | | | | | | | |
| CR1086A0 | INTERNAL GLASS LOWER HINGE | 1 | PZ | | | | | | | | | | | | | | | | | | | | | | |
| GN1181A0 | INTERNAL GLASS HINGE SEAL | 1 | PZ | | | | | | | | | | | | | | | | | | | | | | |
| VI1810A0 | M6X6 STAINLESS STEEL FLATHEAD SCREW | 3 | PZ | | | | | | | | | | | | | | | | | | | | | | |
| VT1140A | XB893/895 XBC804/805 INTERNAL GLASS |  | KVT1140A | XB893/895 XBC804/805 INTERNAL GLASS KI | <table border="1"> <thead> <tr> <th>Code</th> <th>Description</th> <th>Qty</th> <th>UOM</th> </tr> </thead> <tbody> <tr> <td>IP1508A0</td> <td></td> <td>2</td> <td>PZ</td> </tr> <tr> <td>IP1508A1</td> <td>POLYSTYREN E U SHAPED PROFILE 2000X60X60</td> <td>2</td> <td>M</td> </tr> <tr> <td>VM1059A1</td> <td>HEAT SHRINK FILM H800</td> <td>1.500</td> <td>M</td> </tr> <tr> <td>VT1140A0</td> <td>XB893/895 XBC804/805 INTERNAL GLASS</td> <td>1</td> <td>PZ</td> </tr> </tbody> </table> | Code | Description | Qty | UOM | IP1508A0 | | 2 | PZ | IP1508A1 | POLYSTYREN E U SHAPED PROFILE 2000X60X60 | 2 | M | VM1059A1 | HEAT SHRINK FILM H800 | 1.500 | M | VT1140A0 | XB893/895 XBC804/805 INTERNAL GLASS | 1 | PZ |
| Code | Description | Qty | UOM | | | | | | | | | | | | | | | | | | | | | | |
| IP1508A0 | | 2 | PZ | | | | | | | | | | | | | | | | | | | | | | |
| IP1508A1 | POLYSTYREN E U SHAPED PROFILE 2000X60X60 | 2 | M | | | | | | | | | | | | | | | | | | | | | | |
| VM1059A1 | HEAT SHRINK FILM H800 | 1.500 | M | | | | | | | | | | | | | | | | | | | | | | |
| VT1140A0 | XB893/895 XBC804/805 INTERNAL GLASS | 1 | PZ | | | | | | | | | | | | | | | | | | | | | | |

ASM2109B/0.D00 - Cooking chamber





ASM2109B/0.D00 - Cooking chamber





| COMPONENT | | | SPARE PART | | | | | | | | | | | | | | | | | | | | | | | | | | |
|-----------|---|---|------------|--------------------------------|---|------|-------------|-----|-----|----------|-----------------|---|----|----------|---|---|----|----------|-------------------------------------|---|----|----------|--------------------------------|---|----|----------|-------------------------------------|---|----|
| Code | Description | Image | Code | Description | Components list | | | | | | | | | | | | | | | | | | | | | | | | |
| 0H4820A | BULB HOLDING BRACKET |  | | | | | | | | | | | | | | | | | | | | | | | | | | | |
| 0H2551A | XBC/XVC ST.STEEL DRAIN COVER |  | 0H2551A0 | XBC/XVC ST.STEEL DRAIN COVER | | | | | | | | | | | | | | | | | | | | | | | | | |
| GN1326A | ELEMENT SEALING |  | KRS1261A | 122W MOTOR BRAKING ELEMENT KIT | <table border="1"> <thead> <tr> <th>Code</th> <th>Description</th> <th>Qty</th> <th>UOM</th> </tr> </thead> <tbody> <tr> <td>GN1326A1</td> <td>ELEMENT SEALING</td> <td>1</td> <td>PZ</td> </tr> <tr> <td>RS1261A0</td> <td>BAKERLUX/CH EFLUX MOTOR BRAKING ELEMENT</td> <td>1</td> <td>PZ</td> </tr> <tr> <td>SL1045A0</td> <td>S53 BLACK SILICONE - 80ML CARTRIDGE</td> <td>1</td> <td>PZ</td> </tr> <tr> <td>VI1220A1</td> <td>4,2X12 TCB SELF-TAPPIN G SCREW</td> <td>2</td> <td>PZ</td> </tr> <tr> <td>VM2147A0</td> <td>ESD SPONGE PINK SMOOTH 410X343X15 M</td> <td>1</td> <td>PZ</td> </tr> </tbody> </table> | Code | Description | Qty | UOM | GN1326A1 | ELEMENT SEALING | 1 | PZ | RS1261A0 | BAKERLUX/CH EFLUX MOTOR BRAKING ELEMENT | 1 | PZ | SL1045A0 | S53 BLACK SILICONE - 80ML CARTRIDGE | 1 | PZ | VI1220A1 | 4,2X12 TCB SELF-TAPPIN G SCREW | 2 | PZ | VM2147A0 | ESD SPONGE PINK SMOOTH 410X343X15 M | 1 | PZ |
| Code | Description | Qty | UOM | | | | | | | | | | | | | | | | | | | | | | | | | | |
| GN1326A1 | ELEMENT SEALING | 1 | PZ | | | | | | | | | | | | | | | | | | | | | | | | | | |
| RS1261A0 | BAKERLUX/CH EFLUX MOTOR BRAKING ELEMENT | 1 | PZ | | | | | | | | | | | | | | | | | | | | | | | | | | |
| SL1045A0 | S53 BLACK SILICONE - 80ML CARTRIDGE | 1 | PZ | | | | | | | | | | | | | | | | | | | | | | | | | | |
| VI1220A1 | 4,2X12 TCB SELF-TAPPIN G SCREW | 2 | PZ | | | | | | | | | | | | | | | | | | | | | | | | | | |
| VM2147A0 | ESD SPONGE PINK SMOOTH 410X343X15 M | 1 | PZ | | | | | | | | | | | | | | | | | | | | | | | | | | |
| | | | KRS1215A | 147W MOTOR BRAKING ELEMENT KIT | <table border="1"> <thead> <tr> <th>Code</th> <th>Description</th> <th>Qty</th> <th>UOM</th> </tr> </thead> <tbody> <tr> <td>GN1326A1</td> <td>ELEMENT SEALING</td> <td>1</td> <td>PZ</td> </tr> <tr> <td>RS1215A1</td> <td>147W 105V BRAKING ELEMENT</td> <td>1</td> <td>PZ</td> </tr> <tr> <td>SL1045A0</td> <td>S53 BLACK SILICONE - 80ML CARTRIDGE</td> <td>1</td> <td>PZ</td> </tr> <tr> <td>VI1220A1</td> <td>4,2X12 TCB SELF-TAPPIN G SCREW</td> <td>2</td> <td>PZ</td> </tr> <tr> <td>VM2147A0</td> <td>ESD SPONGE PINK SMOOTH 410X343X15 M</td> <td>1</td> <td>PZ</td> </tr> </tbody> </table> | Code | Description | Qty | UOM | GN1326A1 | ELEMENT SEALING | 1 | PZ | RS1215A1 | 147W 105V BRAKING ELEMENT | 1 | PZ | SL1045A0 | S53 BLACK SILICONE - 80ML CARTRIDGE | 1 | PZ | VI1220A1 | 4,2X12 TCB SELF-TAPPIN G SCREW | 2 | PZ | VM2147A0 | ESD SPONGE PINK SMOOTH 410X343X15 M | 1 | PZ |
| Code | Description | Qty | UOM | | | | | | | | | | | | | | | | | | | | | | | | | | |
| GN1326A1 | ELEMENT SEALING | 1 | PZ | | | | | | | | | | | | | | | | | | | | | | | | | | |
| RS1215A1 | 147W 105V BRAKING ELEMENT | 1 | PZ | | | | | | | | | | | | | | | | | | | | | | | | | | |
| SL1045A0 | S53 BLACK SILICONE - 80ML CARTRIDGE | 1 | PZ | | | | | | | | | | | | | | | | | | | | | | | | | | |
| VI1220A1 | 4,2X12 TCB SELF-TAPPIN G SCREW | 2 | PZ | | | | | | | | | | | | | | | | | | | | | | | | | | |
| VM2147A0 | ESD SPONGE PINK SMOOTH 410X343X15 M | 1 | PZ | | | | | | | | | | | | | | | | | | | | | | | | | | |




| COMPONENT | | | SPARE PART | | | | | | | | | | | | | | | | | | | | | | | | | | | | | | | | | | |
|-----------|--|---|-------------------------------------|------------------------------|---|---|---|-----------------|-------------|----------|-----------------|--------------------------------|-----------------|----------|----------|-------------------------------------|-----------------------------|----------|---|--------------------------------|--------------------------------|----------|----------------------------|--------------------------|--------------------------|----------|-------------------------------------|------------|------------|----------|--------------------------------|---|----|----------|-----------------------|-------|---|
| Code | Description | Image | Code | Description | Components list | | | | | | | | | | | | | | | | | | | | | | | | | | | | | | | | |
| GN1326A | ELEMENT SEALING |  | KRS1095A | 1.2KW HEATING ELEMENT KIT | <table border="1"> <thead> <tr> <th>Code</th> <th>Description</th> <th>Qty</th> <th>UOM</th> </tr> </thead> <tbody> <tr> <td>GN1326A1</td> <td>ELEMENT SEALING</td> <td>1</td> <td>PZ</td> </tr> <tr> <td>IP1385A0</td> <td></td> <td>1.200</td> <td>PZ</td> </tr> <tr> <td>IP1385A1</td> <td>CORNER POLYSTYREN E PACKING 110X80X2000</td> <td>0.500</td> <td>M</td> </tr> <tr> <td>RS1095A1</td> <td>HEATING ELEMENT 1200W 230V</td> <td>1</td> <td>PZ</td> </tr> <tr> <td>SL1045A0</td> <td>S53 BLACK SILICONE - 80ML CARTRIDGE</td> <td>1</td> <td>PZ</td> </tr> <tr> <td>VI1220A1</td> <td>4,2X12 TCB SELF-TAPPIN G SCREW</td> <td>2</td> <td>PZ</td> </tr> <tr> <td>VM1059A1</td> <td>HEAT SHRINK FILM H800</td> <td>1.200</td> <td>M</td> </tr> </tbody> </table> | Code | Description | Qty | UOM | GN1326A1 | ELEMENT SEALING | 1 | PZ | IP1385A0 | | 1.200 | PZ | IP1385A1 | CORNER POLYSTYREN E PACKING 110X80X2000 | 0.500 | M | RS1095A1 | HEATING ELEMENT 1200W 230V | 1 | PZ | SL1045A0 | S53 BLACK SILICONE - 80ML CARTRIDGE | 1 | PZ | VI1220A1 | 4,2X12 TCB SELF-TAPPIN G SCREW | 2 | PZ | VM1059A1 | HEAT SHRINK FILM H800 | 1.200 | M |
| | | | | | Code | Description | Qty | UOM | | | | | | | | | | | | | | | | | | | | | | | | | | | | | |
| | | | | | GN1326A1 | ELEMENT SEALING | 1 | PZ | | | | | | | | | | | | | | | | | | | | | | | | | | | | | |
| | | | | | IP1385A0 | | 1.200 | PZ | | | | | | | | | | | | | | | | | | | | | | | | | | | | | |
| | | | | | IP1385A1 | CORNER POLYSTYREN E PACKING 110X80X2000 | 0.500 | M | | | | | | | | | | | | | | | | | | | | | | | | | | | | | |
| | | | | | RS1095A1 | HEATING ELEMENT 1200W 230V | 1 | PZ | | | | | | | | | | | | | | | | | | | | | | | | | | | | | |
| | | | | | SL1045A0 | S53 BLACK SILICONE - 80ML CARTRIDGE | 1 | PZ | | | | | | | | | | | | | | | | | | | | | | | | | | | | | |
| | | | | | VI1220A1 | 4,2X12 TCB SELF-TAPPIN G SCREW | 2 | PZ | | | | | | | | | | | | | | | | | | | | | | | | | | | | | |
| | | | | | VM1059A1 | HEAT SHRINK FILM H800 | 1.200 | M | | | | | | | | | | | | | | | | | | | | | | | | | | | | | |
| | | | | | KRS1012A | 1365W 120V HEATING ELEMENT KIT | <table border="1"> <thead> <tr> <th>Code</th> <th>Description</th> <th>Qty</th> <th>UOM</th> </tr> </thead> <tbody> <tr> <td>GN1326A1</td> <td>ELEMENT SEALING</td> <td>1</td> <td>PZ</td> </tr> <tr> <td>RS1012A0</td> <td>CIRCULAR ELEMENT 1365W 120V</td> <td>1</td> <td>PZ</td> </tr> <tr> <td>VI1220A1</td> <td>4,2X12 TCB SELF-TAPPIN G SCREW</td> <td>5</td> <td>PZ</td> </tr> <tr> <td>VM1794A0</td> <td>250X4.8 PA66 BLACK CLAMP</td> <td>2</td> <td>PZ</td> </tr> <tr> <td>VM2103A0</td> <td>CLAMP LOCK</td> <td>2</td> <td>PZ</td> </tr> </tbody> </table> | Code | Description | Qty | UOM | GN1326A1 | ELEMENT SEALING | 1 | PZ | RS1012A0 | CIRCULAR ELEMENT 1365W 120V | 1 | PZ | VI1220A1 | 4,2X12 TCB SELF-TAPPIN G SCREW | 5 | PZ | VM1794A0 | 250X4.8 PA66 BLACK CLAMP | 2 | PZ | VM2103A0 | CLAMP LOCK | 2 | PZ | | | | | | |
| | | | | | | | Code | Description | Qty | UOM | | | | | | | | | | | | | | | | | | | | | | | | | | | |
| | | | | | | | GN1326A1 | ELEMENT SEALING | 1 | PZ | | | | | | | | | | | | | | | | | | | | | | | | | | | |
| RS1012A0 | CIRCULAR ELEMENT 1365W 120V | 1 | PZ | | | | | | | | | | | | | | | | | | | | | | | | | | | | | | | | | | |
| VI1220A1 | 4,2X12 TCB SELF-TAPPIN G SCREW | 5 | PZ | | | | | | | | | | | | | | | | | | | | | | | | | | | | | | | | | | |
| VM1794A0 | 250X4.8 PA66 BLACK CLAMP | 2 | PZ | | | | | | | | | | | | | | | | | | | | | | | | | | | | | | | | | | |
| VM2103A0 | CLAMP LOCK | 2 | PZ | | | | | | | | | | | | | | | | | | | | | | | | | | | | | | | | | | |
| KRS1011A | ROBERTA/LISA HEATING ELEMENT KIT | <table border="1"> <thead> <tr> <th>Code</th> <th>Description</th> <th>Qty</th> <th>UOM</th> </tr> </thead> <tbody> <tr> <td>GN1326A1</td> <td>ELEMENT SEALING</td> <td>1</td> <td>PZ</td> </tr> <tr> <td>RS1011A0</td> <td>2560W 220-230V HEATING ELEMENT</td> <td>1</td> <td>PZ</td> </tr> <tr> <td>SL1045A0</td> <td>S53 BLACK SILICONE - 80ML CARTRIDGE</td> <td>1</td> <td>PZ</td> </tr> <tr> <td>VI1220A1</td> <td>4,2X12 TCB SELF-TAPPIN G SCREW</td> <td>5</td> <td>PZ</td> </tr> <tr> <td>VM1794A0</td> <td>250X4.8 PA66 BLACK CLAMP</td> <td>2</td> <td>PZ</td> </tr> <tr> <td>VM2103A0</td> <td>CLAMP LOCK</td> <td>2</td> <td>PZ</td> </tr> </tbody> </table> | Code | Description | Qty | UOM | GN1326A1 | ELEMENT SEALING | 1 | PZ | RS1011A0 | 2560W 220-230V HEATING ELEMENT | 1 | PZ | SL1045A0 | S53 BLACK SILICONE - 80ML CARTRIDGE | 1 | PZ | VI1220A1 | 4,2X12 TCB SELF-TAPPIN G SCREW | 5 | PZ | VM1794A0 | 250X4.8 PA66 BLACK CLAMP | 2 | PZ | VM2103A0 | CLAMP LOCK | 2 | PZ | | | | | | | |
| | | Code | Description | Qty | UOM | | | | | | | | | | | | | | | | | | | | | | | | | | | | | | | | |
| | | GN1326A1 | ELEMENT SEALING | 1 | PZ | | | | | | | | | | | | | | | | | | | | | | | | | | | | | | | | |
| | | RS1011A0 | 2560W 220-230V HEATING ELEMENT | 1 | PZ | | | | | | | | | | | | | | | | | | | | | | | | | | | | | | | | |
| | | SL1045A0 | S53 BLACK SILICONE - 80ML CARTRIDGE | 1 | PZ | | | | | | | | | | | | | | | | | | | | | | | | | | | | | | | | |
| | | VI1220A1 | 4,2X12 TCB SELF-TAPPIN G SCREW | 5 | PZ | | | | | | | | | | | | | | | | | | | | | | | | | | | | | | | | |
| | | VM1794A0 | 250X4.8 PA66 BLACK CLAMP | 2 | PZ | | | | | | | | | | | | | | | | | | | | | | | | | | | | | | | | |
| | | VM2103A0 | CLAMP LOCK | 2 | PZ | | | | | | | | | | | | | | | | | | | | | | | | | | | | | | | | |
| KRS0090A | HEATING ELEMENT 1.26KW | <table border="1"> <thead> <tr> <th>Code</th> <th>Description</th> <th>Qty</th> <th>UOM</th> </tr> </thead> <tbody> <tr> <td>GN1326A1</td> <td>ELEMENT SEALING</td> <td>1</td> <td>PZ</td> </tr> </tbody> </table> | Code | Description | Qty | UOM | GN1326A1 | ELEMENT SEALING | 1 | PZ | | | | | | | | | | | | | | | | | | | | | | | | | | | |
| | | Code | Description | Qty | UOM | | | | | | | | | | | | | | | | | | | | | | | | | | | | | | | | |
| GN1326A1 | ELEMENT SEALING | 1 | PZ | | | | | | | | | | | | | | | | | | | | | | | | | | | | | | | | | | |

| COMPONENT | | | SPARE PART | | | | | | | | | | | | | | | | | | | | | | | |
|-----------|---|--|------------|---|--|------|-------------|--------------------|-----|----------|---|--|----|----------|--------------------------------------|--------------------------------------|----|----------|-----------------------------|---|----|----------|------------|--------------------------------------|----|----|
| Code | Description | Image | Code | Description | Components list | | | | | | | | | | | | | | | | | | | | | |
| GN1326A | ELEMENT SEALING |  | KRS0090A | HEATING ELEMENT 1.26KW | <table border="1"> <thead> <tr> <th>Code</th> <th>Description</th> <th>Qty</th> <th>UOM</th> </tr> </thead> <tbody> <tr> <td>RS0090A0</td> <td>CIRC. HEAT. ELEMENT 1260W 220-230</td> <td>1</td> <td>PZ</td> </tr> <tr> <td>VI1220A1</td> <td>4,2X12 TCB SELF-TAPPIN G SCREW</td> <td>3</td> <td>PZ</td> </tr> <tr> <td>VM1794A0</td> <td>250X4.8 PA66 BLACK CLAMP</td> <td>2</td> <td>PZ</td> </tr> <tr> <td>VM2103A0</td> <td>CLAMP LOCK</td> <td>2</td> <td>PZ</td> </tr> </tbody> </table> | Code | Description | Qty | UOM | RS0090A0 | CIRC. HEAT. ELEMENT 1260W 220-230 | 1 | PZ | VI1220A1 | 4,2X12 TCB SELF-TAPPIN G SCREW | 3 | PZ | VM1794A0 | 250X4.8 PA66 BLACK CLAMP | 2 | PZ | VM2103A0 | CLAMP LOCK | 2 | PZ | |
| | | | Code | Description | Qty | UOM | | | | | | | | | | | | | | | | | | | | |
| | | | RS0090A0 | CIRC. HEAT. ELEMENT 1260W 220-230 | 1 | PZ | | | | | | | | | | | | | | | | | | | | |
| | | | VI1220A1 | 4,2X12 TCB SELF-TAPPIN G SCREW | 3 | PZ | | | | | | | | | | | | | | | | | | | | |
| VM1794A0 | 250X4.8 PA66 BLACK CLAMP | 2 | PZ | | | | | | | | | | | | | | | | | | | | | | | |
| VM2103A0 | CLAMP LOCK | 2 | PZ | | | | | | | | | | | | | | | | | | | | | | | |
| KRS0050A | HEATING ELEMENT KIT 0.5KW | <table border="1"> <thead> <tr> <th>Code</th> <th>Description</th> <th>Qty</th> <th>UOM</th> </tr> </thead> <tbody> <tr> <td>GN1326A1</td> <td>ELEMENT SEALING</td> <td>1</td> <td>PZ</td> </tr> <tr> <td>IP1075A1</td> <td></td> <td>1</td> <td>PZ</td> </tr> <tr> <td>IP1080A1</td> <td></td> <td>1</td> <td>PZ</td> </tr> <tr> <td>RS0050A0</td> <td>HEAT. ELEMENT 500W 220-230V LIEV</td> <td>1</td> <td>PZ</td> </tr> <tr> <td>VI1220A1</td> <td>4,2X12 TCB SELF-TAPPIN G SCREW</td> <td>2</td> <td>PZ</td> </tr> </tbody> </table> | Code | Description | Qty | UOM | GN1326A1 | ELEMENT SEALING | 1 | PZ | IP1075A1 | | 1 | PZ | IP1080A1 | | 1 | PZ | RS0050A0 | HEAT. ELEMENT 500W 220-230V LIEV | 1 | PZ | VI1220A1 | 4,2X12 TCB SELF-TAPPIN G SCREW | 2 | PZ |
| Code | Description | Qty | UOM | | | | | | | | | | | | | | | | | | | | | | | |
| GN1326A1 | ELEMENT SEALING | 1 | PZ | | | | | | | | | | | | | | | | | | | | | | | |
| IP1075A1 | | 1 | PZ | | | | | | | | | | | | | | | | | | | | | | | |
| IP1080A1 | | 1 | PZ | | | | | | | | | | | | | | | | | | | | | | | |
| RS0050A0 | HEAT. ELEMENT 500W 220-230V LIEV | 1 | PZ | | | | | | | | | | | | | | | | | | | | | | | |
| VI1220A1 | 4,2X12 TCB SELF-TAPPIN G SCREW | 2 | PZ | | | | | | | | | | | | | | | | | | | | | | | |
| KRS0011A | HEATING ELEMENT 1.465KW RS0011A | <table border="1"> <thead> <tr> <th>Code</th> <th>Description</th> <th>Qty</th> <th>UOM</th> </tr> </thead> <tbody> <tr> <td>GN1326A1</td> <td>ELEMENT SEALING</td> <td>1</td> <td>PZ</td> </tr> <tr> <td>RS0011A0</td> <td>CIRC.HEAT. ELEMENT 1465W 220-230</td> <td>1</td> <td>PZ</td> </tr> <tr> <td>VI1220A1</td> <td>4,2X12 TCB SELF-TAPPIN G SCREW</td> <td>3</td> <td>PZ</td> </tr> <tr> <td>VM1794A0</td> <td>250X4.8 PA66 BLACK CLAMP</td> <td>2</td> <td>PZ</td> </tr> <tr> <td>VM2103A0</td> <td>CLAMP LOCK</td> <td>2</td> <td>PZ</td> </tr> </tbody> </table> | Code | Description | Qty | UOM | GN1326A1 | ELEMENT SEALING | 1 | PZ | RS0011A0 | CIRC.HEAT. ELEMENT 1465W 220-230 | 1 | PZ | VI1220A1 | 4,2X12 TCB SELF-TAPPIN G SCREW | 3 | PZ | VM1794A0 | 250X4.8 PA66 BLACK CLAMP | 2 | PZ | VM2103A0 | CLAMP LOCK | 2 | PZ |
| Code | Description | Qty | UOM | | | | | | | | | | | | | | | | | | | | | | | |
| GN1326A1 | ELEMENT SEALING | 1 | PZ | | | | | | | | | | | | | | | | | | | | | | | |
| RS0011A0 | CIRC.HEAT. ELEMENT 1465W 220-230 | 1 | PZ | | | | | | | | | | | | | | | | | | | | | | | |
| VI1220A1 | 4,2X12 TCB SELF-TAPPIN G SCREW | 3 | PZ | | | | | | | | | | | | | | | | | | | | | | | |
| VM1794A0 | 250X4.8 PA66 BLACK CLAMP | 2 | PZ | | | | | | | | | | | | | | | | | | | | | | | |
| VM2103A0 | CLAMP LOCK | 2 | PZ | | | | | | | | | | | | | | | | | | | | | | | |
| KRS0010A | KIT HEATING ELEMENT RS10010A | <table border="1"> <thead> <tr> <th>Code</th> <th>Description</th> <th>Qty</th> <th>UOM</th> </tr> </thead> <tbody> <tr> <td>GN1326A1</td> <td>ELEMENT SEALING</td> <td>1</td> <td>PZ</td> </tr> <tr> <td>IP1075A1</td> <td></td> <td>1</td> <td>PZ</td> </tr> <tr> <td>IP1080A1</td> <td></td> <td>5</td> <td>PZ</td> </tr> <tr> <td>RS0010A0</td> <td>CIRC.HEAT. ELEMENT 2560W - 220-230 V</td> <td>1</td> <td>PZ</td> </tr> <tr> <td>VI1220A1</td> <td>4,2X12 TCB SELF-TAPPIN G SCREW</td> <td>3</td> <td>PZ</td> </tr> </tbody> </table> | Code | Description | Qty | UOM | GN1326A1 | ELEMENT SEALING | 1 | PZ | IP1075A1 | | 1 | PZ | IP1080A1 | | 5 | PZ | RS0010A0 | CIRC.HEAT. ELEMENT 2560W - 220-230 V | 1 | PZ | VI1220A1 | 4,2X12 TCB SELF-TAPPIN G SCREW | 3 | PZ |
| Code | Description | Qty | UOM | | | | | | | | | | | | | | | | | | | | | | | |
| GN1326A1 | ELEMENT SEALING | 1 | PZ | | | | | | | | | | | | | | | | | | | | | | | |
| IP1075A1 | | 1 | PZ | | | | | | | | | | | | | | | | | | | | | | | |
| IP1080A1 | | 5 | PZ | | | | | | | | | | | | | | | | | | | | | | | |
| RS0010A0 | CIRC.HEAT. ELEMENT 2560W - 220-230 V | 1 | PZ | | | | | | | | | | | | | | | | | | | | | | | |
| VI1220A1 | 4,2X12 TCB SELF-TAPPIN G SCREW | 3 | PZ | | | | | | | | | | | | | | | | | | | | | | | |
| KGN1326A | HEATING ELEMENT GASKET 5 PCS KIT | <table border="1"> <thead> <tr> <th>Code</th> <th>Description</th> <th>Qty</th> <th>UOM</th> </tr> </thead> <tbody> <tr> <td>GN1326A1</td> <td>ELEMENT SEALING</td> <td>5</td> <td>PZ</td> </tr> </tbody> </table> | Code | Description | Qty | UOM | GN1326A1 | ELEMENT SEALING | 5 | PZ | | | | | | | | | | | | | | | | |
| Code | Description | Qty | UOM | | | | | | | | | | | | | | | | | | | | | | | |
| GN1326A1 | ELEMENT SEALING | 5 | PZ | | | | | | | | | | | | | | | | | | | | | | | |










| COMPONENT | | | SPARE PART | | | | | | | | | | | | | | | | | | | | | | | | | | | | | | | | | | | | | | | | | | | | | | | | | | | | | | | | | | |
|-----------|---|---|------------|---------------------------------------|--|------|-------------|-----|-----|----------|----------------------|---|----|----------|--------------------|---|----|----------|------------|---|----|----------|---|-------|---|----------|---------------------------------------|---|----|----------|--------------------------|---|----|----------|--|---|----|----------|--------------------------------------|---|----|----------|---------------------------------------|---|----|----------|----------------------------------|---|----|----------|----------------------------------|---|----|----------|-----------------------------|---|----|----------|------------------------|---|----|
| Code | Description | Image | Code | Description | Components list | | | | | | | | | | | | | | | | | | | | | | | | | | | | | | | | | | | | | | | | | | | | | | | | | | | | | | | | |
| VM1465A | CHEFTOP TEMPERATURE PROBE COVER |  | VM1465A0 | CHEFTOP TEMPERATURE PROBE COVER | | | | | | | | | | | | | | | | | | | | | | | | | | | | | | | | | | | | | | | | | | | | | | | | | | | | | | | | | |
| RC1378A | HOSE CLAMP |  | KVE1135A | SERIES 5/5E VENTURI KIT | <table border="1"> <thead> <tr> <th>Code</th> <th>Description</th> <th>Qty</th> <th>UOM</th> </tr> </thead> <tbody> <tr> <td>GN1310A0</td> <td>VENTURI PIPE SEAL</td> <td>1</td> <td>PZ</td> </tr> <tr> <td>GN1556A0</td> <td>MM VENTURI SEAL</td> <td>1</td> <td>PZ</td> </tr> <tr> <td>RC1378A0</td> <td>HOSE CLAMP</td> <td>2</td> <td>PZ</td> </tr> <tr> <td>TB1520A0</td> <td>INT. Ø=38 TH=4 DRAIN BLACK RUBBER PIPE</td> <td>0.050</td> <td>M</td> </tr> <tr> <td>VE1135A0</td> <td>220 V 50/60 HZ VENTURI ACTUATOR</td> <td>1</td> <td>PZ</td> </tr> <tr> <td>VI1032A0</td> <td>SCREW M4X16 TCB+ INOX</td> <td>1</td> <td>PZ</td> </tr> <tr> <td>VI1511A0</td> <td>STAINLESS STEEL WASHER 4.2X12X1</td> <td>2</td> <td>PZ</td> </tr> <tr> <td>VI1850A0</td> <td>M4X6 NICKEL PLATED FIXING SCRE</td> <td>2</td> <td>PZ</td> </tr> <tr> <td>VI1865A0</td> <td>5X10 TCB+ SELF-THREADI NG SCREW</td> <td>3</td> <td>PZ</td> </tr> <tr> <td>VM1565B0</td> <td>VENTURI LOWER COIL SUPPORT</td> <td>1</td> <td>PZ</td> </tr> <tr> <td>VM1566A0</td> <td>VENTURI UPPER COIL SUPPORT</td> <td>1</td> <td>PZ</td> </tr> <tr> <td>VM1567A0</td> <td>VENTURI LOWER BUSHING</td> <td>1</td> <td>PZ</td> </tr> <tr> <td>VM1568A0</td> <td>VENTURI PLATE SPACE</td> <td>1</td> <td>PZ</td> </tr> </tbody> </table> | Code | Description | Qty | UOM | GN1310A0 | VENTURI PIPE SEAL | 1 | PZ | GN1556A0 | MM VENTURI SEAL | 1 | PZ | RC1378A0 | HOSE CLAMP | 2 | PZ | TB1520A0 | INT. Ø=38 TH=4 DRAIN BLACK RUBBER PIPE | 0.050 | M | VE1135A0 | 220 V 50/60 HZ VENTURI ACTUATOR | 1 | PZ | VI1032A0 | SCREW M4X16 TCB+ INOX | 1 | PZ | VI1511A0 | STAINLESS STEEL WASHER 4.2X12X1 | 2 | PZ | VI1850A0 | M4X6 NICKEL PLATED FIXING SCRE | 2 | PZ | VI1865A0 | 5X10 TCB+ SELF-THREADI NG SCREW | 3 | PZ | VM1565B0 | VENTURI LOWER COIL SUPPORT | 1 | PZ | VM1566A0 | VENTURI UPPER COIL SUPPORT | 1 | PZ | VM1567A0 | VENTURI LOWER BUSHING | 1 | PZ | VM1568A0 | VENTURI PLATE SPACE | 1 | PZ |
| Code | Description | Qty | UOM | | | | | | | | | | | | | | | | | | | | | | | | | | | | | | | | | | | | | | | | | | | | | | | | | | | | | | | | | | |
| GN1310A0 | VENTURI PIPE SEAL | 1 | PZ | | | | | | | | | | | | | | | | | | | | | | | | | | | | | | | | | | | | | | | | | | | | | | | | | | | | | | | | | | |
| GN1556A0 | MM VENTURI SEAL | 1 | PZ | | | | | | | | | | | | | | | | | | | | | | | | | | | | | | | | | | | | | | | | | | | | | | | | | | | | | | | | | | |
| RC1378A0 | HOSE CLAMP | 2 | PZ | | | | | | | | | | | | | | | | | | | | | | | | | | | | | | | | | | | | | | | | | | | | | | | | | | | | | | | | | | |
| TB1520A0 | INT. Ø=38 TH=4 DRAIN BLACK RUBBER PIPE | 0.050 | M | | | | | | | | | | | | | | | | | | | | | | | | | | | | | | | | | | | | | | | | | | | | | | | | | | | | | | | | | | |
| VE1135A0 | 220 V 50/60 HZ VENTURI ACTUATOR | 1 | PZ | | | | | | | | | | | | | | | | | | | | | | | | | | | | | | | | | | | | | | | | | | | | | | | | | | | | | | | | | | |
| VI1032A0 | SCREW M4X16 TCB+ INOX | 1 | PZ | | | | | | | | | | | | | | | | | | | | | | | | | | | | | | | | | | | | | | | | | | | | | | | | | | | | | | | | | | |
| VI1511A0 | STAINLESS STEEL WASHER 4.2X12X1 | 2 | PZ | | | | | | | | | | | | | | | | | | | | | | | | | | | | | | | | | | | | | | | | | | | | | | | | | | | | | | | | | | |
| VI1850A0 | M4X6 NICKEL PLATED FIXING SCRE | 2 | PZ | | | | | | | | | | | | | | | | | | | | | | | | | | | | | | | | | | | | | | | | | | | | | | | | | | | | | | | | | | |
| VI1865A0 | 5X10 TCB+ SELF-THREADI NG SCREW | 3 | PZ | | | | | | | | | | | | | | | | | | | | | | | | | | | | | | | | | | | | | | | | | | | | | | | | | | | | | | | | | | |
| VM1565B0 | VENTURI LOWER COIL SUPPORT | 1 | PZ | | | | | | | | | | | | | | | | | | | | | | | | | | | | | | | | | | | | | | | | | | | | | | | | | | | | | | | | | | |
| VM1566A0 | VENTURI UPPER COIL SUPPORT | 1 | PZ | | | | | | | | | | | | | | | | | | | | | | | | | | | | | | | | | | | | | | | | | | | | | | | | | | | | | | | | | | |
| VM1567A0 | VENTURI LOWER BUSHING | 1 | PZ | | | | | | | | | | | | | | | | | | | | | | | | | | | | | | | | | | | | | | | | | | | | | | | | | | | | | | | | | | |
| VM1568A0 | VENTURI PLATE SPACE | 1 | PZ | | | | | | | | | | | | | | | | | | | | | | | | | | | | | | | | | | | | | | | | | | | | | | | | | | | | | | | | | | |





| COMPONENT | | | SPARE PART | | | | | | | | | | | | | | | | | | | | | | | | | | | | | | | | | | | | | | | | | | | | | | | | | | | | | | | | | | | | | | | | | | | | | | | | | | | | | | | | | | |
|-----------|--|---|------------|-------------------------------|--|--|-------------|-----|-----|----------|---|---|----|----------|---|---|----|----------|---|---|----|----------|--|---|----|----------|-----------------------------|---|----|----------|--------------------|---|----|----------|-----------------------|---|----|----------|--------------------|---|----|----------|----------------------------|---|----|----------|--|---|----|----------|---------------------------------|-------|---|----------|------------------------------------|-------|---|----------|--------------------------------------|---|----|----------|-------------------|---|----|----------|-----------------------------------|---|----|----------|---|---|----|----------|--|---|----|----------|--|---|----|----------|--|---|----|
| Code | Description | Image | Code | Description | Components list | | | | | | | | | | | | | | | | | | | | | | | | | | | | | | | | | | | | | | | | | | | | | | | | | | | | | | | | | | | | | | | | | | | | | | | | | | | | | | | | |
| GN1312A | RUBBER CABLE-PASSING DE=26 DI=15 SP=10 |  | KVL0001A | LM TOP CLEANING SYSTEM KIT | <table border="1"> <thead> <tr> <th>Code</th> <th>Description</th> <th>Qty</th> <th>UOM</th> </tr> </thead> <tbody> <tr> <td>0H1226A0</td> <td>LINEMISSTOP WASHING SYTEM CIRCUIT COVE</td> <td>1</td> <td>PZ</td> </tr> <tr> <td>0H1226B0</td> <td>LINEMISSTOP WASHING SYTEM CIRCUIT COVE</td> <td>1</td> <td>PZ</td> </tr> <tr> <td>EL1180A0</td> <td>Ø8-Ø8 FEMALE NON-RETURN CONNECTION</td> <td>1</td> <td>PZ</td> </tr> <tr> <td>GN1312A0</td> <td>RUBBER CABLE-PASSI NG DE=26 DI=15 SP=10</td> <td>1</td> <td>PZ</td> </tr> <tr> <td>GN1526A0</td> <td>INT. D.=6.9 TH=1.8 O-RIN</td> <td>1</td> <td>PZ</td> </tr> <tr> <td>RC1008A0</td> <td>D9 ELASTIC CLIP</td> <td>3</td> <td>PZ</td> </tr> <tr> <td>RC1019A0</td> <td>D=10 ELASTIC CLAMP</td> <td>3</td> <td>PZ</td> </tr> <tr> <td>RC1242A0</td> <td>D=10 CLOSED CAP</td> <td>2</td> <td>PZ</td> </tr> <tr> <td>RC1381A0</td> <td>BIFILAR PIPE CLIP D10.7</td> <td>3</td> <td>PZ</td> </tr> <tr> <td>RC1408A0</td> <td>DOUBLE WIRE SPRING CLAMP D10.8 ZN</td> <td>2</td> <td>PZ</td> </tr> <tr> <td>TB2343A0</td> <td>9X6 PVC TRANSPAREN T PIPE</td> <td>2.630</td> <td>M</td> </tr> <tr> <td>TB2820A0</td> <td>PIPE EPDM FOR WASHING SYSTEM</td> <td>0.990</td> <td>M</td> </tr> <tr> <td>VI1220A1</td> <td>4,2X12 TCB SELF-TAPPIN G SCREW</td> <td>1</td> <td>PZ</td> </tr> <tr> <td>VL1019A0</td> <td>VIBRATION PUMP</td> <td>1</td> <td>PZ</td> </tr> <tr> <td>VL1041C0</td> <td>DETERGENT CAP WITH Ø12 HOLE</td> <td>1</td> <td>PZ</td> </tr> <tr> <td>VL1047A1</td> <td>D6 PIPE HOLDER - D8 J.G. TERMINAL</td> <td>1</td> <td>PZ</td> </tr> <tr> <td>VL1053A1</td> <td></td> <td>1</td> <td>PZ</td> </tr> <tr> <td>VL1053B0</td> <td>ONE WASHING SYS EXT DISTRIBUTOR</td> <td>1</td> <td>PZ</td> </tr> <tr> <td>VL1054A1</td> <td></td> <td>1</td> <td>PZ</td> </tr> </tbody> </table> | Code | Description | Qty | UOM | 0H1226A0 | LINEMISSTOP WASHING SYTEM CIRCUIT COVE | 1 | PZ | 0H1226B0 | LINEMISSTOP WASHING SYTEM CIRCUIT COVE | 1 | PZ | EL1180A0 | Ø8-Ø8 FEMALE NON-RETURN CONNECTION | 1 | PZ | GN1312A0 | RUBBER CABLE-PASSI NG DE=26 DI=15 SP=10 | 1 | PZ | GN1526A0 | INT. D.=6.9 TH=1.8 O-RIN | 1 | PZ | RC1008A0 | D9 ELASTIC CLIP | 3 | PZ | RC1019A0 | D=10 ELASTIC CLAMP | 3 | PZ | RC1242A0 | D=10 CLOSED CAP | 2 | PZ | RC1381A0 | BIFILAR PIPE CLIP D10.7 | 3 | PZ | RC1408A0 | DOUBLE WIRE SPRING CLAMP D10.8 ZN | 2 | PZ | TB2343A0 | 9X6 PVC TRANSPAREN T PIPE | 2.630 | M | TB2820A0 | PIPE EPDM FOR WASHING SYSTEM | 0.990 | M | VI1220A1 | 4,2X12 TCB SELF-TAPPIN G SCREW | 1 | PZ | VL1019A0 | VIBRATION PUMP | 1 | PZ | VL1041C0 | DETERGENT CAP WITH Ø12 HOLE | 1 | PZ | VL1047A1 | D6 PIPE HOLDER - D8 J.G. TERMINAL | 1 | PZ | VL1053A1 | | 1 | PZ | VL1053B0 | ONE WASHING SYS EXT DISTRIBUTOR | 1 | PZ | VL1054A1 | | 1 | PZ |
| | | | | | Code | Description | Qty | UOM | | | | | | | | | | | | | | | | | | | | | | | | | | | | | | | | | | | | | | | | | | | | | | | | | | | | | | | | | | | | | | | | | | | | | | | | | | | | | |
| | | | | | 0H1226A0 | LINEMISSTOP WASHING SYTEM CIRCUIT COVE | 1 | PZ | | | | | | | | | | | | | | | | | | | | | | | | | | | | | | | | | | | | | | | | | | | | | | | | | | | | | | | | | | | | | | | | | | | | | | | | | | | | | |
| | | | | | 0H1226B0 | LINEMISSTOP WASHING SYTEM CIRCUIT COVE | 1 | PZ | | | | | | | | | | | | | | | | | | | | | | | | | | | | | | | | | | | | | | | | | | | | | | | | | | | | | | | | | | | | | | | | | | | | | | | | | | | | | |
| | | | | | EL1180A0 | Ø8-Ø8 FEMALE NON-RETURN CONNECTION | 1 | PZ | | | | | | | | | | | | | | | | | | | | | | | | | | | | | | | | | | | | | | | | | | | | | | | | | | | | | | | | | | | | | | | | | | | | | | | | | | | | | |
| | | | | | GN1312A0 | RUBBER CABLE-PASSI NG DE=26 DI=15 SP=10 | 1 | PZ | | | | | | | | | | | | | | | | | | | | | | | | | | | | | | | | | | | | | | | | | | | | | | | | | | | | | | | | | | | | | | | | | | | | | | | | | | | | | |
| | | | | | GN1526A0 | INT. D.=6.9 TH=1.8 O-RIN | 1 | PZ | | | | | | | | | | | | | | | | | | | | | | | | | | | | | | | | | | | | | | | | | | | | | | | | | | | | | | | | | | | | | | | | | | | | | | | | | | | | | |
| | | | | | RC1008A0 | D9 ELASTIC CLIP | 3 | PZ | | | | | | | | | | | | | | | | | | | | | | | | | | | | | | | | | | | | | | | | | | | | | | | | | | | | | | | | | | | | | | | | | | | | | | | | | | | | | |
| | | | | | RC1019A0 | D=10 ELASTIC CLAMP | 3 | PZ | | | | | | | | | | | | | | | | | | | | | | | | | | | | | | | | | | | | | | | | | | | | | | | | | | | | | | | | | | | | | | | | | | | | | | | | | | | | | |
| | | | | | RC1242A0 | D=10 CLOSED CAP | 2 | PZ | | | | | | | | | | | | | | | | | | | | | | | | | | | | | | | | | | | | | | | | | | | | | | | | | | | | | | | | | | | | | | | | | | | | | | | | | | | | | |
| | | | | | RC1381A0 | BIFILAR PIPE CLIP D10.7 | 3 | PZ | | | | | | | | | | | | | | | | | | | | | | | | | | | | | | | | | | | | | | | | | | | | | | | | | | | | | | | | | | | | | | | | | | | | | | | | | | | | | |
| | | | | | RC1408A0 | DOUBLE WIRE SPRING CLAMP D10.8 ZN | 2 | PZ | | | | | | | | | | | | | | | | | | | | | | | | | | | | | | | | | | | | | | | | | | | | | | | | | | | | | | | | | | | | | | | | | | | | | | | | | | | | | |
| | | | | | TB2343A0 | 9X6 PVC TRANSPAREN T PIPE | 2.630 | M | | | | | | | | | | | | | | | | | | | | | | | | | | | | | | | | | | | | | | | | | | | | | | | | | | | | | | | | | | | | | | | | | | | | | | | | | | | | | |
| | | | | | TB2820A0 | PIPE EPDM FOR WASHING SYSTEM | 0.990 | M | | | | | | | | | | | | | | | | | | | | | | | | | | | | | | | | | | | | | | | | | | | | | | | | | | | | | | | | | | | | | | | | | | | | | | | | | | | | | |
| | | | | | VI1220A1 | 4,2X12 TCB SELF-TAPPIN G SCREW | 1 | PZ | | | | | | | | | | | | | | | | | | | | | | | | | | | | | | | | | | | | | | | | | | | | | | | | | | | | | | | | | | | | | | | | | | | | | | | | | | | | | |
| | | | | | VL1019A0 | VIBRATION PUMP | 1 | PZ | | | | | | | | | | | | | | | | | | | | | | | | | | | | | | | | | | | | | | | | | | | | | | | | | | | | | | | | | | | | | | | | | | | | | | | | | | | | | |
| | | | | | VL1041C0 | DETERGENT CAP WITH Ø12 HOLE | 1 | PZ | | | | | | | | | | | | | | | | | | | | | | | | | | | | | | | | | | | | | | | | | | | | | | | | | | | | | | | | | | | | | | | | | | | | | | | | | | | | | |
| | | | | | VL1047A1 | D6 PIPE HOLDER - D8 J.G. TERMINAL | 1 | PZ | | | | | | | | | | | | | | | | | | | | | | | | | | | | | | | | | | | | | | | | | | | | | | | | | | | | | | | | | | | | | | | | | | | | | | | | | | | | | |
| | | | | | VL1053A1 | | 1 | PZ | | | | | | | | | | | | | | | | | | | | | | | | | | | | | | | | | | | | | | | | | | | | | | | | | | | | | | | | | | | | | | | | | | | | | | | | | | | | | |
| | | | | | VL1053B0 | ONE WASHING SYS EXT DISTRIBUTOR | 1 | PZ | | | | | | | | | | | | | | | | | | | | | | | | | | | | | | | | | | | | | | | | | | | | | | | | | | | | | | | | | | | | | | | | | | | | | | | | | | | | | |
| VL1054A1 | | 1 | PZ | | | | | | | | | | | | | | | | | | | | | | | | | | | | | | | | | | | | | | | | | | | | | | | | | | | | | | | | | | | | | | | | | | | | | | | | | | | | | | | | | | |

| COMPONENT | | | SPARE PART | | | | | | | | | | | | | | | | | | | | | | | | | | | | | | | | | | | | | | |
|-----------|---|---|------------|--|--|-------------|-------------|-----|-----|----------|--|---|----|----------|---|---|----|----------|---------------------------------|---|----|----------|-----------------------------|---|----|----------|--------------------------------------|---|----|----------|-----------------------------------|---|----|----------|--|---|----|----------|----------------------|---|----|
| Code | Description | Image | Code | Description | Components list | | | | | | | | | | | | | | | | | | | | | | | | | | | | | | | | | | | | |
| GN1312A | RUBBER CABLE-PASSING DE=26 DI=15 SP=10 |  | KVL0001A | LM TOP CLEANING SYSTEM KIT | <table border="1"> <thead> <tr> <th>Code</th> <th>Description</th> <th>Qty</th> <th>UOM</th> </tr> </thead> <tbody> <tr> <td>VL1054B0</td> <td>ONE WASHING SYS INLET DISTRIBUTOR</td> <td>1</td> <td>PZ</td> </tr> <tr> <td>VL1061A0</td> <td>HOLD DOWN WEIGHT+NET FILTER+NON- RET. V.</td> <td>1</td> <td>PZ</td> </tr> <tr> <td>VL1081A0</td> <td>D6 BARBED NO RETURN VALVE</td> <td>1</td> <td>PZ</td> </tr> <tr> <td>VL1128A0</td> <td>BARBED CHECK VALVE D6</td> <td>2</td> <td>PZ</td> </tr> <tr> <td>VM1066A0</td> <td>SADDLE CLIP FOR CABLES PASSING</td> <td>3</td> <td>PZ</td> </tr> <tr> <td>VM1088A0</td> <td>NYLON CLICK CLAMP D7.9-D9.2</td> <td>1</td> <td>PZ</td> </tr> <tr> <td>VM1605A0</td> <td>CLIP TWIST LOCK DIAM. 10,2-12,7 MM</td> <td>1</td> <td>PZ</td> </tr> <tr> <td>VM2172A0</td> <td>PUMP LOCKING CLIP</td> <td>1</td> <td>PZ</td> </tr> </tbody> </table> | Code | Description | Qty | UOM | VL1054B0 | ONE WASHING SYS INLET DISTRIBUTOR | 1 | PZ | VL1061A0 | HOLD DOWN WEIGHT+NET FILTER+NON- RET. V. | 1 | PZ | VL1081A0 | D6 BARBED NO RETURN VALVE | 1 | PZ | VL1128A0 | BARBED CHECK VALVE D6 | 2 | PZ | VM1066A0 | SADDLE CLIP FOR CABLES PASSING | 3 | PZ | VM1088A0 | NYLON CLICK CLAMP D7.9-D9.2 | 1 | PZ | VM1605A0 | CLIP TWIST LOCK DIAM. 10,2-12,7 MM | 1 | PZ | VM2172A0 | PUMP LOCKING CLIP | 1 | PZ |
| | | | | | Code | Description | Qty | UOM | | | | | | | | | | | | | | | | | | | | | | | | | | | | | | | | | |
| VL1054B0 | ONE WASHING SYS INLET DISTRIBUTOR | 1 | PZ | | | | | | | | | | | | | | | | | | | | | | | | | | | | | | | | | | | | | | |
| VL1061A0 | HOLD DOWN WEIGHT+NET FILTER+NON- RET. V. | 1 | PZ | | | | | | | | | | | | | | | | | | | | | | | | | | | | | | | | | | | | | | |
| VL1081A0 | D6 BARBED NO RETURN VALVE | 1 | PZ | | | | | | | | | | | | | | | | | | | | | | | | | | | | | | | | | | | | | | |
| VL1128A0 | BARBED CHECK VALVE D6 | 2 | PZ | | | | | | | | | | | | | | | | | | | | | | | | | | | | | | | | | | | | | | |
| VM1066A0 | SADDLE CLIP FOR CABLES PASSING | 3 | PZ | | | | | | | | | | | | | | | | | | | | | | | | | | | | | | | | | | | | | | |
| VM1088A0 | NYLON CLICK CLAMP D7.9-D9.2 | 1 | PZ | | | | | | | | | | | | | | | | | | | | | | | | | | | | | | | | | | | | | | |
| VM1605A0 | CLIP TWIST LOCK DIAM. 10,2-12,7 MM | 1 | PZ | | | | | | | | | | | | | | | | | | | | | | | | | | | | | | | | | | | | | | |
| VM2172A0 | PUMP LOCKING CLIP | 1 | PZ | | | | | | | | | | | | | | | | | | | | | | | | | | | | | | | | | | | | | | |
| EL1252A | 1 WAY WATER VALVE + J.G. CONNECTION |  | KEL1252A | EL2 JG D8-D10 1 WAY SOLENOID VALVE KIT | <table border="1"> <thead> <tr> <th>Code</th> <th>Description</th> <th>Qty</th> <th>UOM</th> </tr> </thead> <tbody> <tr> <td>EL1252A1</td> <td>1 WAY WATER VALVE + J.G. CONNECTION</td> <td>1</td> <td>PZ</td> </tr> </tbody> </table> | Code | Description | Qty | UOM | EL1252A1 | 1 WAY WATER VALVE + J.G. CONNECTION | 1 | PZ | | | | | | | | | | | | | | | | | | | | | | | | | | | | |
| Code | Description | Qty | UOM | | | | | | | | | | | | | | | | | | | | | | | | | | | | | | | | | | | | | | |
| EL1252A1 | 1 WAY WATER VALVE + J.G. CONNECTION | 1 | PZ | | | | | | | | | | | | | | | | | | | | | | | | | | | | | | | | | | | | | | |
| VM1610A | CLIP TWIST LOCK DIAM. 7,6-10,2 MM |  | VM1610A0 | CLIP TWIST LOCK DIAM. 7,6-10,2 MM | | | | | | | | | | | | | | | | | | | | | | | | | | | | | | | | | | | | | |





| COMPONENT | | | SPARE PART | | | | | | | | | | | | | | | | | | | | | | | | | | | | | | | | | | | | | | |
|-----------|--|---|------------|----------------------------------|---|------|-------------|-----|-----|----------|------------------------------------|---|----|----------|--------------------------------|---|----|----------|-------------------------------------|---|----|----------|--|---|----|----------|--------------------------|---|----|----------|------------|---|----|----------|--------------------------|---|----|----------|------------------------|---|----|
| Code | Description | Image | Code | Description | Components list | | | | | | | | | | | | | | | | | | | | | | | | | | | | | | | | | | | | |
| GN1140A | MOTOR HOLDER GASKET |  | KG1140A | 5 PCS. MOTOR SUPP. GASKET KIT | <table border="1"> <thead> <tr> <th>Code</th> <th>Description</th> <th>Qty</th> <th>UOM</th> </tr> </thead> <tbody> <tr> <td>GN1140A2</td> <td>MOTOR HOLDER GASKET</td> <td>5</td> <td>PZ</td> </tr> </tbody> </table> | Code | Description | Qty | UOM | GN1140A2 | MOTOR HOLDER GASKET | 5 | PZ | | | | | | | | | | | | | | | | | | | | | | | | | | | | |
| Code | Description | Qty | UOM | | | | | | | | | | | | | | | | | | | | | | | | | | | | | | | | | | | | | | |
| GN1140A2 | MOTOR HOLDER GASKET | 5 | PZ | | | | | | | | | | | | | | | | | | | | | | | | | | | | | | | | | | | | | | |
| 0H4305A | ST. STEEL MOTOR SHAFT SEALING DIS |  | K0H4305A | SEALING DISC FOR MOTOR SHAFT KIT | <table border="1"> <thead> <tr> <th>Code</th> <th>Description</th> <th>Qty</th> <th>UOM</th> </tr> </thead> <tbody> <tr> <td>0H4305A1</td> <td>ST. STEEL MOTOR SHAFT SEALING DISC</td> <td>1</td> <td>PZ</td> </tr> <tr> <td>GN1140A2</td> <td>MOTOR HOLDER GASKET</td> <td>1</td> <td>PZ</td> </tr> <tr> <td>SL1045A0</td> <td>S53 BLACK SILICONE - 80ML CARTRIDGE</td> <td>1</td> <td>PZ</td> </tr> <tr> <td>VI1220A1</td> <td>4,2X12 TCB SELF-TAPPING SCREW</td> <td>3</td> <td>PZ</td> </tr> </tbody> </table> | Code | Description | Qty | UOM | 0H4305A1 | ST. STEEL MOTOR SHAFT SEALING DISC | 1 | PZ | GN1140A2 | MOTOR HOLDER GASKET | 1 | PZ | SL1045A0 | S53 BLACK SILICONE - 80ML CARTRIDGE | 1 | PZ | VI1220A1 | 4,2X12 TCB SELF-TAPPING SCREW | 3 | PZ | | | | | | | | | | | | | | | | |
| Code | Description | Qty | UOM | | | | | | | | | | | | | | | | | | | | | | | | | | | | | | | | | | | | | | |
| 0H4305A1 | ST. STEEL MOTOR SHAFT SEALING DISC | 1 | PZ | | | | | | | | | | | | | | | | | | | | | | | | | | | | | | | | | | | | | | |
| GN1140A2 | MOTOR HOLDER GASKET | 1 | PZ | | | | | | | | | | | | | | | | | | | | | | | | | | | | | | | | | | | | | | |
| SL1045A0 | S53 BLACK SILICONE - 80ML CARTRIDGE | 1 | PZ | | | | | | | | | | | | | | | | | | | | | | | | | | | | | | | | | | | | | | |
| VI1220A1 | 4,2X12 TCB SELF-TAPPING SCREW | 3 | PZ | | | | | | | | | | | | | | | | | | | | | | | | | | | | | | | | | | | | | | |
| VN1130A | 330W 230V 50/60HZ MOTOR |  | KVN1130A | 330W 230V 50/60HZ MOTOR KIT | <table border="1"> <thead> <tr> <th>Code</th> <th>Description</th> <th>Qty</th> <th>UOM</th> </tr> </thead> <tbody> <tr> <td>GN1140A2</td> <td>MOTOR HOLDER GASKET</td> <td>1</td> <td>PZ</td> </tr> <tr> <td>VI1045A0</td> <td>16X8,4 TH=1,6 ST. STEEL WASHER</td> <td>1</td> <td>PZ</td> </tr> <tr> <td>VI1255A0</td> <td>M8 H=8 BRASS-CHRO MED NUT</td> <td>2</td> <td>PZ</td> </tr> <tr> <td>VI1256A0</td> <td>M8 DIN 980M ST. STEEL SELF LOCKING NUT</td> <td>1</td> <td>PZ</td> </tr> <tr> <td>VM1794A0</td> <td>250X4.8 PA66 BLACK CLAMP</td> <td>4</td> <td>PZ</td> </tr> <tr> <td>VM2103A0</td> <td>CLAMP LOCK</td> <td>4</td> <td>PZ</td> </tr> <tr> <td>VM2196A0</td> <td>MOTOR NUT FIXING BUSHING</td> <td>1</td> <td>PZ</td> </tr> <tr> <td>VN1130A1</td> <td>330W 230V 50/60HZ MOTO</td> <td>1</td> <td>PZ</td> </tr> </tbody> </table> | Code | Description | Qty | UOM | GN1140A2 | MOTOR HOLDER GASKET | 1 | PZ | VI1045A0 | 16X8,4 TH=1,6 ST. STEEL WASHER | 1 | PZ | VI1255A0 | M8 H=8 BRASS-CHRO MED NUT | 2 | PZ | VI1256A0 | M8 DIN 980M ST. STEEL SELF LOCKING NUT | 1 | PZ | VM1794A0 | 250X4.8 PA66 BLACK CLAMP | 4 | PZ | VM2103A0 | CLAMP LOCK | 4 | PZ | VM2196A0 | MOTOR NUT FIXING BUSHING | 1 | PZ | VN1130A1 | 330W 230V 50/60HZ MOTO | 1 | PZ |
| Code | Description | Qty | UOM | | | | | | | | | | | | | | | | | | | | | | | | | | | | | | | | | | | | | | |
| GN1140A2 | MOTOR HOLDER GASKET | 1 | PZ | | | | | | | | | | | | | | | | | | | | | | | | | | | | | | | | | | | | | | |
| VI1045A0 | 16X8,4 TH=1,6 ST. STEEL WASHER | 1 | PZ | | | | | | | | | | | | | | | | | | | | | | | | | | | | | | | | | | | | | | |
| VI1255A0 | M8 H=8 BRASS-CHRO MED NUT | 2 | PZ | | | | | | | | | | | | | | | | | | | | | | | | | | | | | | | | | | | | | | |
| VI1256A0 | M8 DIN 980M ST. STEEL SELF LOCKING NUT | 1 | PZ | | | | | | | | | | | | | | | | | | | | | | | | | | | | | | | | | | | | | | |
| VM1794A0 | 250X4.8 PA66 BLACK CLAMP | 4 | PZ | | | | | | | | | | | | | | | | | | | | | | | | | | | | | | | | | | | | | | |
| VM2103A0 | CLAMP LOCK | 4 | PZ | | | | | | | | | | | | | | | | | | | | | | | | | | | | | | | | | | | | | | |
| VM2196A0 | MOTOR NUT FIXING BUSHING | 1 | PZ | | | | | | | | | | | | | | | | | | | | | | | | | | | | | | | | | | | | | | |
| VN1130A1 | 330W 230V 50/60HZ MOTO | 1 | PZ | | | | | | | | | | | | | | | | | | | | | | | | | | | | | | | | | | | | | | |

| COMPONENT | | | SPARE PART | | | | | | | | | | | | | | | | | | |
|-----------|---|---|------------|--|---|------|-------------|-----|-----|----------|---|---|----|----------|--------------------------------|---|----|----------|------------------------------------|---|----|
| Code | Description | Image | Code | Description | Components list | | | | | | | | | | | | | | | | |
| VN1030A | Ø196 H81 38 BLADES MOTOR FA |  | KVN1030A | SERIES 5/5E XVC-XBC D196 H81 FAN KIT | <table border="1"> <thead> <tr> <th>Code</th> <th>Description</th> <th>Qty</th> <th>UOM</th> </tr> </thead> <tbody> <tr> <td>VI1256A0</td> <td>M8 DIN 980M ST. STEEL SELF LOCKING NUT</td> <td>1</td> <td>PZ</td> </tr> <tr> <td>VM2196A0</td> <td>MOTOR NUT FIXING BUSHING</td> <td>1</td> <td>PZ</td> </tr> <tr> <td>VN1030A5</td> <td>Ø196 H81 38 BLADES MOTOR FAN</td> <td>1</td> <td>PZ</td> </tr> </tbody> </table> | Code | Description | Qty | UOM | VI1256A0 | M8 DIN 980M ST. STEEL SELF LOCKING NUT | 1 | PZ | VM2196A0 | MOTOR NUT FIXING BUSHING | 1 | PZ | VN1030A5 | Ø196 H81 38 BLADES MOTOR FAN | 1 | PZ |
| Code | Description | Qty | UOM | | | | | | | | | | | | | | | | | | |
| VI1256A0 | M8 DIN 980M ST. STEEL SELF LOCKING NUT | 1 | PZ | | | | | | | | | | | | | | | | | | |
| VM2196A0 | MOTOR NUT FIXING BUSHING | 1 | PZ | | | | | | | | | | | | | | | | | | |
| VN1030A5 | Ø196 H81 38 BLADES MOTOR FAN | 1 | PZ | | | | | | | | | | | | | | | | | | |
| VM1610A | CLIP TWIST LOCK DIAM. 7,6-10,2 MM |  | VM1610A0 | CLIP TWIST LOCK DIAM. 7,6-10,2 MM | | | | | | | | | | | | | | | | | |
| 0H6741A | AISI-304 WIRING SUPPORT BRACKET |  | 0H6741A0 | AISI-304 WIRING SUPPORT BRACKET | | | | | | | | | | | | | | | | | |
| 0H6740A | AISI-304 MOTOR PROTECTING PANE |  | 0H6740A0 | AISI-304 MOTOR PROTECTING PANE | | | | | | | | | | | | | | | | | |
| TB1515A | EXTERNAL HUMIDITY PIPE + RC1165A0 |  | | | | | | | | | | | | | | | | | | | |



| COMPONENT | | | SPARE PART | | | | | | | | | | | | | | | | | | | | | | | | | | |
|-----------|--|---|------------|--|---|------|-------------|-----|-----|----------|----------------------------------|----|----|----------|--|---|----|----------|--|---|----|----------|--|---|----|----------|-------------------------------------|---|----|
| Code | Description | Image | Code | Description | Components list | | | | | | | | | | | | | | | | | | | | | | | | |
| 0H6334A | BL CL COOKING CHAMBER HOLDING BRACKET |  | 0H6334A0 | BL CL COOKING CHAMBER HOLDING BRACKET | | | | | | | | | | | | | | | | | | | | | | | | | |
| RS1261A | BAKERLUX\CHEFLUX MOTOR BREAKING ELEMEN |  | KRS1261A | 122W MOTOR BREAKING ELEMENT KIT | <table border="1"> <thead> <tr> <th>Code</th> <th>Description</th> <th>Qty</th> <th>UOM</th> </tr> </thead> <tbody> <tr> <td>GN1326A1</td> <td>ELEMENT SEALING</td> <td>1</td> <td>PZ</td> </tr> <tr> <td>RS1261A0</td> <td>BAKERLUX\CH EFLUX MOTOR BREAKING ELEMENT</td> <td>1</td> <td>PZ</td> </tr> <tr> <td>SL1045A0</td> <td>S53 BLACK SILICONE - 80ML CARTRIDGE</td> <td>1</td> <td>PZ</td> </tr> <tr> <td>VI1220A1</td> <td>4,2X12 TCB SELF-TAPPING SCREW</td> <td>2</td> <td>PZ</td> </tr> <tr> <td>VM2147A0</td> <td>ESD SPONGE PINK SMOOTH 410X343X15 M</td> <td>1</td> <td>PZ</td> </tr> </tbody> </table> | Code | Description | Qty | UOM | GN1326A1 | ELEMENT SEALING | 1 | PZ | RS1261A0 | BAKERLUX\CH EFLUX MOTOR BREAKING ELEMENT | 1 | PZ | SL1045A0 | S53 BLACK SILICONE - 80ML CARTRIDGE | 1 | PZ | VI1220A1 | 4,2X12 TCB SELF-TAPPING SCREW | 2 | PZ | VM2147A0 | ESD SPONGE PINK SMOOTH 410X343X15 M | 1 | PZ |
| Code | Description | Qty | UOM | | | | | | | | | | | | | | | | | | | | | | | | | | |
| GN1326A1 | ELEMENT SEALING | 1 | PZ | | | | | | | | | | | | | | | | | | | | | | | | | | |
| RS1261A0 | BAKERLUX\CH EFLUX MOTOR BREAKING ELEMENT | 1 | PZ | | | | | | | | | | | | | | | | | | | | | | | | | | |
| SL1045A0 | S53 BLACK SILICONE - 80ML CARTRIDGE | 1 | PZ | | | | | | | | | | | | | | | | | | | | | | | | | | |
| VI1220A1 | 4,2X12 TCB SELF-TAPPING SCREW | 2 | PZ | | | | | | | | | | | | | | | | | | | | | | | | | | |
| VM2147A0 | ESD SPONGE PINK SMOOTH 410X343X15 M | 1 | PZ | | | | | | | | | | | | | | | | | | | | | | | | | | |
| VM1820A | LATERAL SUPPORTS M6 FIXING BOLTS |  | KVM1820A | S.5 CHROMIUM PL. THUB SCREWS 10PCS KIT | <table border="1"> <thead> <tr> <th>Code</th> <th>Description</th> <th>Qty</th> <th>UOM</th> </tr> </thead> <tbody> <tr> <td>VM1820A0</td> <td>LATERAL SUPPORTS M6 FIXING BOLTS</td> <td>10</td> <td>PZ</td> </tr> </tbody> </table> | Code | Description | Qty | UOM | VM1820A0 | LATERAL SUPPORTS M6 FIXING BOLTS | 10 | PZ | | | | | | | | | | | | | | | | |
| Code | Description | Qty | UOM | | | | | | | | | | | | | | | | | | | | | | | | | | |
| VM1820A0 | LATERAL SUPPORTS M6 FIXING BOLTS | 10 | PZ | | | | | | | | | | | | | | | | | | | | | | | | | | |
| GRL1265A | LEFT LATERAL SUPPORT 10 600X40 |  | KGRL1265A | 10TRAYS 60X40 LATERAL SUPPORT KIT | <table border="1"> <thead> <tr> <th>Code</th> <th>Description</th> <th>Qty</th> <th>UOM</th> </tr> </thead> <tbody> <tr> <td>0H4215A0</td> <td>TRAYS GUIDE PROFILE L372.5 BT</td> <td>20</td> <td>PZ</td> </tr> <tr> <td>0H4420A0</td> <td>STAINLESS STEEL CORE TEMPERATUR</td> <td>1</td> <td>PZ</td> </tr> <tr> <td>0H6709A1</td> <td>0H6495A+0H6 496A FLAT SUPPORTING PROFILE</td> <td>2</td> <td>PZ</td> </tr> <tr> <td>0H6710A1</td> <td>0H6497A+0H6 498A FLAT SUPPORTING PROFILE</td> <td>2</td> <td>PZ</td> </tr> </tbody> </table> | Code | Description | Qty | UOM | 0H4215A0 | TRAYS GUIDE PROFILE L372.5 BT | 20 | PZ | 0H4420A0 | STAINLESS STEEL CORE TEMPERATUR | 1 | PZ | 0H6709A1 | 0H6495A+0H6 496A FLAT SUPPORTING PROFILE | 2 | PZ | 0H6710A1 | 0H6497A+0H6 498A FLAT SUPPORTING PROFILE | 2 | PZ | | | | |
| Code | Description | Qty | UOM | | | | | | | | | | | | | | | | | | | | | | | | | | |
| 0H4215A0 | TRAYS GUIDE PROFILE L372.5 BT | 20 | PZ | | | | | | | | | | | | | | | | | | | | | | | | | | |
| 0H4420A0 | STAINLESS STEEL CORE TEMPERATUR | 1 | PZ | | | | | | | | | | | | | | | | | | | | | | | | | | |
| 0H6709A1 | 0H6495A+0H6 496A FLAT SUPPORTING PROFILE | 2 | PZ | | | | | | | | | | | | | | | | | | | | | | | | | | |
| 0H6710A1 | 0H6497A+0H6 498A FLAT SUPPORTING PROFILE | 2 | PZ | | | | | | | | | | | | | | | | | | | | | | | | | | |





| COMPONENT | | | SPARE PART | | | | | | | | | | | | | | | | | | | | | | |
|-----------|--|---|------------|------------------------------------|--|------|-------------|-----|-----|----------|-------------------------------|----|----|----------|---------------------------------|---|----|----------|--|---|----|----------|--|---|----|
| Code | Description | Image | Code | Description | Components list | | | | | | | | | | | | | | | | | | | | |
| GRL1266A | RIGHT LATERAL SUPPORT 10 600X40 |  | KGRL1265A | 10TRAYS 60X40 LATERAL SUPPORT KIT | <table border="1"> <thead> <tr> <th>Code</th> <th>Description</th> <th>Qty</th> <th>UOM</th> </tr> </thead> <tbody> <tr> <td>0H4215A0</td> <td>TRAYS GUIDE PROFILE L372.5 BT</td> <td>20</td> <td>PZ</td> </tr> <tr> <td>0H4420A0</td> <td>STAINLESS STEEL CORE TEMPERATUR</td> <td>1</td> <td>PZ</td> </tr> <tr> <td>0H6709A1</td> <td>0H6495A+0H6 496A FLAT SUPPORTING PROFILE</td> <td>2</td> <td>PZ</td> </tr> <tr> <td>0H6710A1</td> <td>0H6497A+0H6 498A FLAT SUPPORTING PROFILE</td> <td>2</td> <td>PZ</td> </tr> </tbody> </table> | Code | Description | Qty | UOM | 0H4215A0 | TRAYS GUIDE PROFILE L372.5 BT | 20 | PZ | 0H4420A0 | STAINLESS STEEL CORE TEMPERATUR | 1 | PZ | 0H6709A1 | 0H6495A+0H6 496A FLAT SUPPORTING PROFILE | 2 | PZ | 0H6710A1 | 0H6497A+0H6 498A FLAT SUPPORTING PROFILE | 2 | PZ |
| Code | Description | Qty | UOM | | | | | | | | | | | | | | | | | | | | | | |
| 0H4215A0 | TRAYS GUIDE PROFILE L372.5 BT | 20 | PZ | | | | | | | | | | | | | | | | | | | | | | |
| 0H4420A0 | STAINLESS STEEL CORE TEMPERATUR | 1 | PZ | | | | | | | | | | | | | | | | | | | | | | |
| 0H6709A1 | 0H6495A+0H6 496A FLAT SUPPORTING PROFILE | 2 | PZ | | | | | | | | | | | | | | | | | | | | | | |
| 0H6710A1 | 0H6497A+0H6 498A FLAT SUPPORTING PROFILE | 2 | PZ | | | | | | | | | | | | | | | | | | | | | | |
| TB2191A | XB89- XV89- INTERNAL HUMIDITY PIPE |  | TB2191A0 | XB89- XV89- INTERNAL HUMIDITY PIPE | | | | | | | | | | | | | | | | | | | | | |
| 0H6568C | LUX BURNER SUPPORT PLATE |  | 0H6568C0 | LUX BURNER SUPPORT PLATE | | | | | | | | | | | | | | | | | | | | | |
| 0H4075A | XBC614/814G GLASS WOOL PRESS PLATE |  | 0H4075A0 | XBC614/814G GLASS WOOL PRESS PLATE | | | | | | | | | | | | | | | | | | | | | |



| COMPONENT | | | SPARE PART | | | | | | | | | | |
|-----------|----------------------------------|---|------------|----------------------------------|---|------|-------------|-----|-----|----------|--------------------------|---|----|
| Code | Description | Image | Code | Description | Components list | | | | | | | | |
| 0H6573A | BURNER LOWER HOLDING PANEL |  | 0H6573A0 | BURNER LOWER HOLDING PANEL | | | | | | | | | |
| 0H6711B | EXHAUST FUMES THERMOSTAT SUPPORT |  | 0H6711B0 | EXHAUST FUMES THERMOSTAT SUPPORT | | | | | | | | | |
| TR1142A | EXHAUST FUMES THERMOSTAT |  | KTR1142A | EXHAUST FUMES THERMOSTAT KIT | <table border="1"> <thead> <tr> <th>Code</th> <th>Description</th> <th>Qty</th> <th>UOM</th> </tr> </thead> <tbody> <tr> <td>TR1142A0</td> <td>EXHAUST FUMES THERMOSTAT</td> <td>1</td> <td>PZ</td> </tr> </tbody> </table> | Code | Description | Qty | UOM | TR1142A0 | EXHAUST FUMES THERMOSTAT | 1 | PZ |
| Code | Description | Qty | UOM | | | | | | | | | | |
| TR1142A0 | EXHAUST FUMES THERMOSTAT | 1 | PZ | | | | | | | | | | |
| 0N1135A | GAS BAFFLE FORK |  | 0N1135A2 | GAS BAFFLE FORK | | | | | | | | | |
| 0G1517B | XB813G XV813G FAN GUARD |  | 0G1517B0 | XB813G XV813G FAN GUARD | | | | | | | | | |

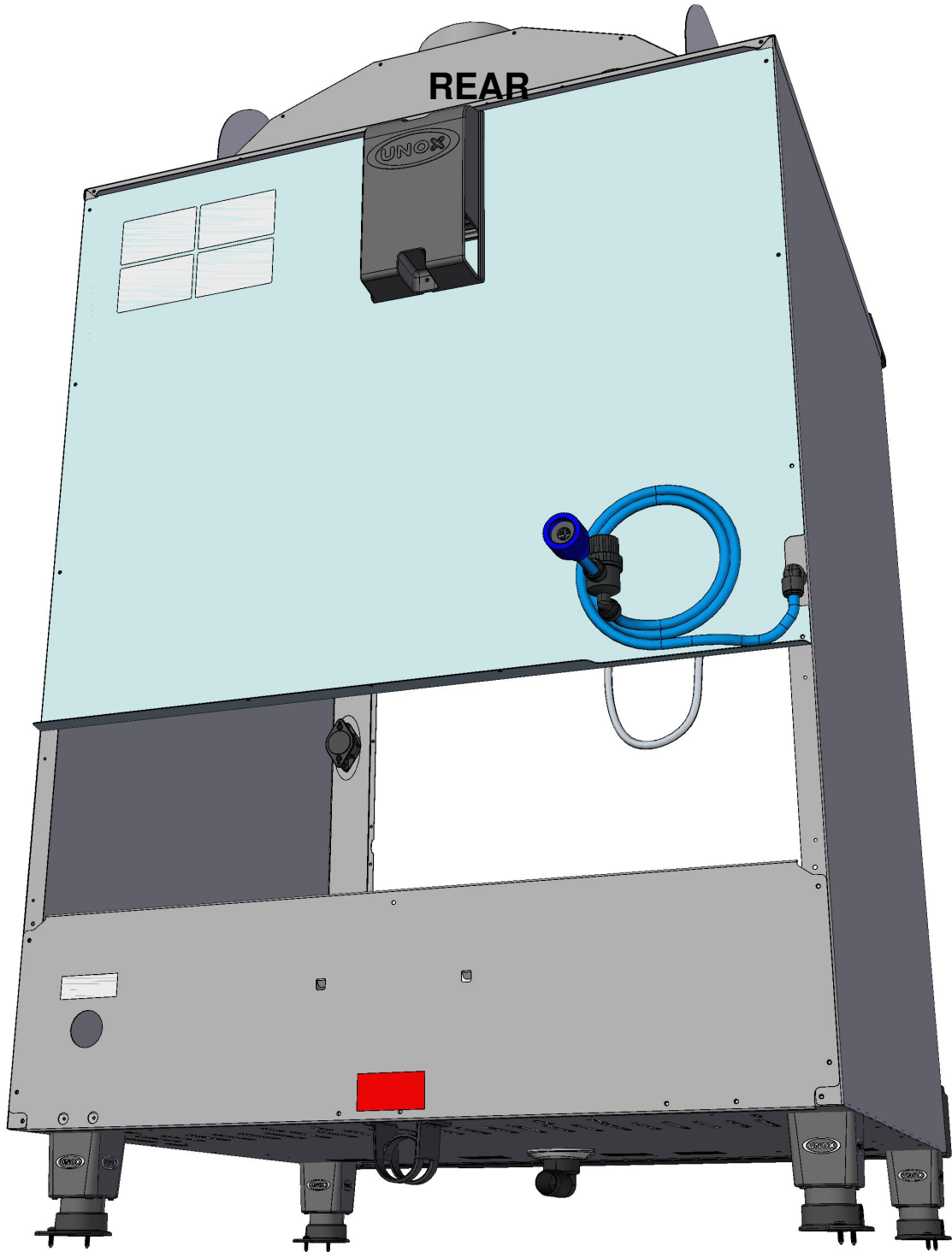


| COMPONENT | | | SPARE PART | | | | | | | | | | |
|-----------|--|---|------------|--|--|------|-------------|-----|-----|----------|---|----|----|
| Code | Description | Image | Code | Description | Components list | | | | | | | | |
| 0G1330A | XBC GAS SERIE ST. STEEL FAN GUARD SPACER |  | 0G1330A2 | XBC GAS SERIE ST. STEEL FAN GUARD SPACER | | | | | | | | | |
| VM1820A | LATERAL SUPPORTS M6 FIXING BOLTS |  | KVM1820A | S.5 CHROMIUM PL. THUB SCREWS 10PCS KIT | <table border="1"> <thead> <tr> <th>Code</th> <th>Description</th> <th>Qty</th> <th>UOM</th> </tr> </thead> <tbody> <tr> <td>VM1820A0</td> <td>LATERAL SUPPORTS M6 FIXING BOLTS</td> <td>10</td> <td>PZ</td> </tr> </tbody> </table> | Code | Description | Qty | UOM | VM1820A0 | LATERAL SUPPORTS M6 FIXING BOLTS | 10 | PZ |
| Code | Description | Qty | UOM | | | | | | | | | | |
| VM1820A0 | LATERAL SUPPORTS M6 FIXING BOLTS | 10 | PZ | | | | | | | | | | |




ASM2110A/0.D00 - External cover



ASM2110A/0.D00 - External cover














| COMPONENT | | | SPARE PART | | | | | | | | | | | | | | | | | | |
|-----------|---|---|------------|--|---|------|-------------|-----|-----|----------|---|----|----|----------|---------------------------------|----|----|----------|--|---|----|
| Code | Description | Image | Code | Description | Components list | | | | | | | | | | | | | | | | |
| 0H1450A | XB-XV-XG ST. STEEL MUFFLE FRONT CORNER |  | 0H1450A0 | XB-XV-XG ST. STEEL MUFFLE FRONT CORNER | | | | | | | | | | | | | | | | | |
| EL1195B | Ø8F-Ø8M ELBOW CONNECTION |  | KEL1195B | Ø8F-Ø8M ELBOW FITTING 10 PCS KIT | <table border="1"> <thead> <tr> <th>Code</th> <th>Description</th> <th>Qty</th> <th>UOM</th> </tr> </thead> <tbody> <tr> <td>EL1195A0</td> <td>ELBOW UNION WITH J.GUEST TERMINAL</td> <td>10</td> <td>PZ</td> </tr> <tr> <td>EL1195B0</td> <td>Ø8F-Ø8M ELBOW CONNECTION</td> <td>10</td> <td>PZ</td> </tr> </tbody> </table> | Code | Description | Qty | UOM | EL1195A0 | ELBOW UNION WITH J.GUEST TERMINAL | 10 | PZ | EL1195B0 | Ø8F-Ø8M ELBOW CONNECTION | 10 | PZ | | | | |
| Code | Description | Qty | UOM | | | | | | | | | | | | | | | | | | |
| EL1195A0 | ELBOW UNION WITH J.GUEST TERMINAL | 10 | PZ | | | | | | | | | | | | | | | | | | |
| EL1195B0 | Ø8F-Ø8M ELBOW CONNECTION | 10 | PZ | | | | | | | | | | | | | | | | | | |
| | | | KEL1195A | Ø8F-Ø8M ELBOW FITTING 10 PCS KIT | <table border="1"> <thead> <tr> <th>Code</th> <th>Description</th> <th>Qty</th> <th>UOM</th> </tr> </thead> <tbody> <tr> <td>EL1195A0</td> <td>ELBOW UNION WITH J.GUEST TERMINAL</td> <td>10</td> <td>PZ</td> </tr> </tbody> </table> | Code | Description | Qty | UOM | EL1195A0 | ELBOW UNION WITH J.GUEST TERMINAL | 10 | PZ | | | | | | | | |
| Code | Description | Qty | UOM | | | | | | | | | | | | | | | | | | |
| EL1195A0 | ELBOW UNION WITH J.GUEST TERMINAL | 10 | PZ | | | | | | | | | | | | | | | | | | |
| RC1002A | JG 10M-8F TERMINAL REDUCTION FITTIN |  | KRC1002A | REDUCING FITTING SPIGOT 10 PCS KIT | <table border="1"> <thead> <tr> <th>Code</th> <th>Description</th> <th>Qty</th> <th>UOM</th> </tr> </thead> <tbody> <tr> <td>RC1002A0</td> <td>JG 10M-8F TERMINAL REDUCTION FITTING</td> <td>10</td> <td>PZ</td> </tr> </tbody> </table> | Code | Description | Qty | UOM | RC1002A0 | JG 10M-8F TERMINAL REDUCTION FITTING | 10 | PZ | | | | | | | | |
| Code | Description | Qty | UOM | | | | | | | | | | | | | | | | | | |
| RC1002A0 | JG 10M-8F TERMINAL REDUCTION FITTING | 10 | PZ | | | | | | | | | | | | | | | | | | |
| VN1165A | 230VAC 50/60HZ COOLING DOWN FA |  | KVN1165A | 230V 120X120 COOLING FAN KIT | <table border="1"> <thead> <tr> <th>Code</th> <th>Description</th> <th>Qty</th> <th>UOM</th> </tr> </thead> <tbody> <tr> <td>VI1099A0</td> <td>SELF-DRILLIN G SCREW 4.8X13 TCB+ Z</td> <td>4</td> <td>PZ</td> </tr> <tr> <td>VM1555A2</td> <td>CT BT COOLING FAN SUPPORT</td> <td>1</td> <td>PZ</td> </tr> <tr> <td>VN1165A0</td> <td>230VAC 50/60HZ COOLING DOWN FAN</td> <td>1</td> <td>PZ</td> </tr> </tbody> </table> | Code | Description | Qty | UOM | VI1099A0 | SELF-DRILLIN G SCREW 4.8X13 TCB+ Z | 4 | PZ | VM1555A2 | CT BT COOLING FAN SUPPORT | 1 | PZ | VN1165A0 | 230VAC 50/60HZ COOLING DOWN FAN | 1 | PZ |
| Code | Description | Qty | UOM | | | | | | | | | | | | | | | | | | |
| VI1099A0 | SELF-DRILLIN G SCREW 4.8X13 TCB+ Z | 4 | PZ | | | | | | | | | | | | | | | | | | |
| VM1555A2 | CT BT COOLING FAN SUPPORT | 1 | PZ | | | | | | | | | | | | | | | | | | |
| VN1165A0 | 230VAC 50/60HZ COOLING DOWN FAN | 1 | PZ | | | | | | | | | | | | | | | | | | |
| VM1556A | XBC-XVC COOLING FAN GUARD |  | KVM1556A | XBC-XVC COOLING FAN GUARD KIT | <table border="1"> <thead> <tr> <th>Code</th> <th>Description</th> <th>Qty</th> <th>UOM</th> </tr> </thead> <tbody> <tr> <td>VM1556A0</td> <td>XBC-XVC COOLING FAN GUARD</td> <td>1</td> <td>PZ</td> </tr> </tbody> </table> | Code | Description | Qty | UOM | VM1556A0 | XBC-XVC COOLING FAN GUARD | 1 | PZ | | | | | | | | |
| Code | Description | Qty | UOM | | | | | | | | | | | | | | | | | | |
| VM1556A0 | XBC-XVC COOLING FAN GUARD | 1 | PZ | | | | | | | | | | | | | | | | | | |



| COMPONENT | | | SPARE PART | | | | | | | | | | | | | | | | | | |
|-----------|-------------------------------|---|------------|--|---|------|-------------|-----|-----|----------|-------------------------------|---|----|----------|---------------------|---|----|----------|------------------------|---|----|
| Code | Description | Image | Code | Description | Components list | | | | | | | | | | | | | | | | |
| VM1555A | CT BT COOLING FAN SUPPORT |  | | | | | | | | | | | | | | | | | | | |
| VL1026A | BEND FOR DRAIN PIPE |  | KVL1026A | DRAIN PIPE BEND KI | <table border="1"> <thead> <tr> <th>Code</th> <th>Description</th> <th>Qty</th> <th>UOM</th> </tr> </thead> <tbody> <tr> <td>GN1400A0</td> <td>U-TRAP SEAL</td> <td>1</td> <td>PZ</td> </tr> <tr> <td>VL1026A0</td> <td>BEND FOR DRAIN PIPE</td> <td>1</td> <td>PZ</td> </tr> <tr> <td>VM2039A0</td> <td>DRAIN BEND FIXING RING</td> <td>1</td> <td>PZ</td> </tr> </tbody> </table> | Code | Description | Qty | UOM | GN1400A0 | U-TRAP SEAL | 1 | PZ | VL1026A0 | BEND FOR DRAIN PIPE | 1 | PZ | VM2039A0 | DRAIN BEND FIXING RING | 1 | PZ |
| Code | Description | Qty | UOM | | | | | | | | | | | | | | | | | | |
| GN1400A0 | U-TRAP SEAL | 1 | PZ | | | | | | | | | | | | | | | | | | |
| VL1026A0 | BEND FOR DRAIN PIPE | 1 | PZ | | | | | | | | | | | | | | | | | | |
| VM2039A0 | DRAIN BEND FIXING RING | 1 | PZ | | | | | | | | | | | | | | | | | | |
| VM2039A | DRAIN BEND FIXING RING |  | KVL1026A | DRAIN PIPE BEND KI | <table border="1"> <thead> <tr> <th>Code</th> <th>Description</th> <th>Qty</th> <th>UOM</th> </tr> </thead> <tbody> <tr> <td>GN1400A0</td> <td>U-TRAP SEAL</td> <td>1</td> <td>PZ</td> </tr> <tr> <td>VL1026A0</td> <td>BEND FOR DRAIN PIPE</td> <td>1</td> <td>PZ</td> </tr> <tr> <td>VM2039A0</td> <td>DRAIN BEND FIXING RING</td> <td>1</td> <td>PZ</td> </tr> </tbody> </table> | Code | Description | Qty | UOM | GN1400A0 | U-TRAP SEAL | 1 | PZ | VL1026A0 | BEND FOR DRAIN PIPE | 1 | PZ | VM2039A0 | DRAIN BEND FIXING RING | 1 | PZ |
| Code | Description | Qty | UOM | | | | | | | | | | | | | | | | | | |
| GN1400A0 | U-TRAP SEAL | 1 | PZ | | | | | | | | | | | | | | | | | | |
| VL1026A0 | BEND FOR DRAIN PIPE | 1 | PZ | | | | | | | | | | | | | | | | | | |
| VM2039A0 | DRAIN BEND FIXING RING | 1 | PZ | | | | | | | | | | | | | | | | | | |
| 0H3790A | CHIMNEY HOLDING PLATE |  | 0H3790A0 | CHIMNEY HOLDING PLATE | | | | | | | | | | | | | | | | | |
| GN1275A | XBC/XVC BLACK CHIMNEY SEALING |  | KGN1275A | KIT GUARNIZIONE CAMINO SILICONE NERO 4PZ | <table border="1"> <thead> <tr> <th>Code</th> <th>Description</th> <th>Qty</th> <th>UOM</th> </tr> </thead> <tbody> <tr> <td>GN1275A0</td> <td>XBC/XVC BLACK CHIMNEY SEALING</td> <td>4</td> <td>PZ</td> </tr> </tbody> </table> | Code | Description | Qty | UOM | GN1275A0 | XBC/XVC BLACK CHIMNEY SEALING | 4 | PZ | | | | | | | | |
| Code | Description | Qty | UOM | | | | | | | | | | | | | | | | | | |
| GN1275A0 | XBC/XVC BLACK CHIMNEY SEALING | 4 | PZ | | | | | | | | | | | | | | | | | | |

| COMPONENT | | | SPARE PART | | | | | | | | | | |
|-----------|--|---|------------|--|--|------|-------------|-----|-----|----------|-----------------------------|---|----|
| Code | Description | Image | Code | Description | Components list | | | | | | | | |
| VE1295A | MK 16A 230V DOOR MICROSWITCH |  | KVE1295A | 16A 230V DOOR MICROSWITCH KIT | <table border="1"> <thead> <tr> <th>Code</th> <th>Description</th> <th>Qty</th> <th>UOM</th> </tr> </thead> <tbody> <tr> <td>VE1295A0</td> <td>MK 16A 230V DOOR MICROSWITC</td> <td>1</td> <td>PZ</td> </tr> </tbody> </table> | Code | Description | Qty | UOM | VE1295A0 | MK 16A 230V DOOR MICROSWITC | 1 | PZ |
| Code | Description | Qty | UOM | | | | | | | | | | |
| VE1295A0 | MK 16A 230V DOOR MICROSWITC | 1 | PZ | | | | | | | | | | |
| VM1200A | DOOR MECHANIC MICROSWITCH SUPPORT PLATE |  | VM1200A0 | DOOR MECHANIC MICROSWITCH SUPPORT PLATE | | | | | | | | | |
| 0E1331B | CHEFLUX-BAKERLU X EXTERNAL BOTTOM PANEL |  | 0E1331B0 | CHEFLUX-BAKERLU X EXTERNAL BOTTOM PANEL | | | | | | | | | |
| 0H2560A | XBC/XVC ZINC PLAT. DOOR COUNTERBRACKET |  | 0H2560A0 | XBC/XVC ZINC PLAT. DOOR COUNTERBRACKET | | | | | | | | | |
| 0H6240A | BAKERLUX CHEFLUX ST. STEEL CONTROL PANEL |  | 0H6240A0 | BAKERLUX CHEFLUX ST. STEEL CONTROL PANEL | | | | | | | | | |

| COMPONENT | | | SPARE PART | | | | | | | | | | | | | | | | | | | | | | | | | | | | | | | | | | |
|-----------|--------------------------------------|---|---------------------------------|---|--|------|-------------|-----|-----|----------|--------------------------------------|---|----|----------|--------------------------------------|---|----|----------|--------------------------------------|---|----|------|-------------|-----|-----|----------|--------------------------------------|---|----|----------|-----------------------|---|----|----------|--------------------------------------|---|----|
| Code | Description | Image | Code | Description | Components list | | | | | | | | | | | | | | | | | | | | | | | | | | | | | | | | |
| 0H6333A | BL CL THREADED DOOR COUNTER BRACKET |  | 0H6333A0 | BL CL THREADED DOOR COUNTER BRACKET | | | | | | | | | | | | | | | | | | | | | | | | | | | | | | | | | |
| TB2808A | TB1815A0-D8 H2O SOLENOID LUX 0,5M |  | TB2808A0 | TB1815A0-D8 H2O SOLENOID LUX 0,5M | | | | | | | | | | | | | | | | | | | | | | | | | | | | | | | | | |
| RC1365A | 3/4"-10 JG FEMALE CONNECTION |  | KRC1365A | 3/4"-10 OR 8 JG FEMALE CONNECTION KI | <table border="1"> <thead> <tr> <th>Code</th> <th>Description</th> <th>Qty</th> <th>UOM</th> </tr> </thead> <tbody> <tr> <td>GN1200A1</td> <td>3/4 CONNECTION SEAL D=24 RUBBER+NET</td> <td>1</td> <td>PZ</td> </tr> <tr> <td>RC1002A0</td> <td>JG 10M-8F TERMINAL REDUCTION FITTING</td> <td>1</td> <td>PZ</td> </tr> <tr> <td>RC1365A0</td> <td>3/4"-10 JG FEMALE CONNECTION</td> <td>1</td> <td>PZ</td> </tr> </tbody> </table> | Code | Description | Qty | UOM | GN1200A1 | 3/4 CONNECTION SEAL D=24 RUBBER+NET | 1 | PZ | RC1002A0 | JG 10M-8F TERMINAL REDUCTION FITTING | 1 | PZ | RC1365A0 | 3/4"-10 JG FEMALE CONNECTION | 1 | PZ | | | | | | | | | | | | | | | | |
| Code | Description | Qty | UOM | | | | | | | | | | | | | | | | | | | | | | | | | | | | | | | | | | |
| GN1200A1 | 3/4 CONNECTION SEAL D=24 RUBBER+NET | 1 | PZ | | | | | | | | | | | | | | | | | | | | | | | | | | | | | | | | | | |
| RC1002A0 | JG 10M-8F TERMINAL REDUCTION FITTING | 1 | PZ | | | | | | | | | | | | | | | | | | | | | | | | | | | | | | | | | | |
| RC1365A0 | 3/4"-10 JG FEMALE CONNECTION | 1 | PZ | | | | | | | | | | | | | | | | | | | | | | | | | | | | | | | | | | |
| VL1034B | MESH WATER FILTER D10 |  | <p>KVL1034C</p> <p>KVL1034B</p> | <p>Ø8-Ø10 MESH100 WATER FILTER KIT</p> <p>Ø8 AND Ø10 WATER FILTER KIT</p> | <table border="1"> <thead> <tr> <th>Code</th> <th>Description</th> <th>Qty</th> <th>UOM</th> </tr> </thead> <tbody> <tr> <td>RC1002A0</td> <td>JG 10M-8F TERMINAL REDUCTION FITTING</td> <td>2</td> <td>PZ</td> </tr> <tr> <td>VL1034C0</td> <td>MESH WATER FILTER D10</td> <td>1</td> <td>PZ</td> </tr> <tr> <td>VL1062C0</td> <td>PRESSURE REDUCER-FILTER LOCKING FORK</td> <td>1</td> <td>PZ</td> </tr> </tbody> </table> <table border="1"> <thead> <tr> <th>Code</th> <th>Description</th> <th>Qty</th> <th>UOM</th> </tr> </thead> <tbody> <tr> <td>RC1002A0</td> <td>JG 10M-8F TERMINAL REDUCTION FITTING</td> <td>2</td> <td>PZ</td> </tr> <tr> <td>VL1034B0</td> <td>MESH WATER FILTER D10</td> <td>1</td> <td>PZ</td> </tr> <tr> <td>VL1062C0</td> <td>PRESSURE REDUCER-FILTER LOCKING FORK</td> <td>1</td> <td>PZ</td> </tr> </tbody> </table> | Code | Description | Qty | UOM | RC1002A0 | JG 10M-8F TERMINAL REDUCTION FITTING | 2 | PZ | VL1034C0 | MESH WATER FILTER D10 | 1 | PZ | VL1062C0 | PRESSURE REDUCER-FILTER LOCKING FORK | 1 | PZ | Code | Description | Qty | UOM | RC1002A0 | JG 10M-8F TERMINAL REDUCTION FITTING | 2 | PZ | VL1034B0 | MESH WATER FILTER D10 | 1 | PZ | VL1062C0 | PRESSURE REDUCER-FILTER LOCKING FORK | 1 | PZ |
| Code | Description | Qty | UOM | | | | | | | | | | | | | | | | | | | | | | | | | | | | | | | | | | |
| RC1002A0 | JG 10M-8F TERMINAL REDUCTION FITTING | 2 | PZ | | | | | | | | | | | | | | | | | | | | | | | | | | | | | | | | | | |
| VL1034C0 | MESH WATER FILTER D10 | 1 | PZ | | | | | | | | | | | | | | | | | | | | | | | | | | | | | | | | | | |
| VL1062C0 | PRESSURE REDUCER-FILTER LOCKING FORK | 1 | PZ | | | | | | | | | | | | | | | | | | | | | | | | | | | | | | | | | | |
| Code | Description | Qty | UOM | | | | | | | | | | | | | | | | | | | | | | | | | | | | | | | | | | |
| RC1002A0 | JG 10M-8F TERMINAL REDUCTION FITTING | 2 | PZ | | | | | | | | | | | | | | | | | | | | | | | | | | | | | | | | | | |
| VL1034B0 | MESH WATER FILTER D10 | 1 | PZ | | | | | | | | | | | | | | | | | | | | | | | | | | | | | | | | | | |
| VL1062C0 | PRESSURE REDUCER-FILTER LOCKING FORK | 1 | PZ | | | | | | | | | | | | | | | | | | | | | | | | | | | | | | | | | | |


| COMPONENT | | | SPARE PART | | | | | | | | | | | | | | |
|-----------|---|--|------------|---|--|------|-------------|--------------|-----|----------|-------------------------------------|-----|----|----------|-----------------------|-------|---|
| Code | Description | Image | Code | Description | Components list | | | | | | | | | | | | |
| TB2237A | Ø10 WATER MAIN CONNECTION PIPE |  | KTB2599A | Ø10 PET WATER PIPE TB2243A0 100M KIT | <table border="1"> <thead> <tr> <th>Code</th> <th>Description</th> <th>Qty</th> <th>UOM</th> </tr> </thead> <tbody> <tr> <td>TB2243A0</td> <td>Ø10 PET PIPE</td> <td>100</td> <td>M</td> </tr> <tr> <td>VM1059A1</td> <td>HEAT SHRINK FILM H800</td> <td>1.500</td> <td>M</td> </tr> </tbody> </table> | Code | Description | Qty | UOM | TB2243A0 | Ø10 PET PIPE | 100 | M | VM1059A1 | HEAT SHRINK FILM H800 | 1.500 | M |
| | | | Code | Description | Qty | UOM | | | | | | | | | | | |
| TB2243A0 | Ø10 PET PIPE | 100 | M | | | | | | | | | | | | | | |
| VM1059A1 | HEAT SHRINK FILM H800 | 1.500 | M | | | | | | | | | | | | | | |
| KTB2598A | Ø10 PET HUMIDITY PIPE TB2243A0 3 M | <table border="1"> <thead> <tr> <th>Code</th> <th>Description</th> <th>Qty</th> <th>UOM</th> </tr> </thead> <tbody> <tr> <td>TB2243A0</td> <td>Ø10 PET PIPE</td> <td>3</td> <td>M</td> </tr> </tbody> </table> | Code | Description | Qty | UOM | TB2243A0 | Ø10 PET PIPE | 3 | M | | | | | | | |
| Code | Description | Qty | UOM | | | | | | | | | | | | | | |
| TB2243A0 | Ø10 PET PIPE | 3 | M | | | | | | | | | | | | | | |
| RC1360A | 10 - 10 JG ELBOW FITTING |  | KRC1360A | Ø10 - Ø10 JG ELBOW FITTING 10 PCS KIT | <table border="1"> <thead> <tr> <th>Code</th> <th>Description</th> <th>Qty</th> <th>UOM</th> </tr> </thead> <tbody> <tr> <td>RC1360A0</td> <td>10 - 10 JG ELBOW FITTING</td> <td>10</td> <td>PZ</td> </tr> </tbody> </table> | Code | Description | Qty | UOM | RC1360A0 | 10 - 10 JG ELBOW FITTING | 10 | PZ | | | | |
| Code | Description | Qty | UOM | | | | | | | | | | | | | | |
| RC1360A0 | 10 - 10 JG ELBOW FITTING | 10 | PZ | | | | | | | | | | | | | | |
| EL1349A | CLIP TO FIX Ø10 MM CONNECTION JOIN |  | KEL1349A | Ø10 FITTING LOCKING CLIPS 10 PCS KIT | <table border="1"> <thead> <tr> <th>Code</th> <th>Description</th> <th>Qty</th> <th>UOM</th> </tr> </thead> <tbody> <tr> <td>EL1349A0</td> <td>CLIP TO FIX Ø10 MM CONNECTION JOINT</td> <td>10</td> <td>PZ</td> </tr> </tbody> </table> | Code | Description | Qty | UOM | EL1349A0 | CLIP TO FIX Ø10 MM CONNECTION JOINT | 10 | PZ | | | | |
| Code | Description | Qty | UOM | | | | | | | | | | | | | | |
| EL1349A0 | CLIP TO FIX Ø10 MM CONNECTION JOINT | 10 | PZ | | | | | | | | | | | | | | |
| 0D2210A | LEFT SIDE PANEL BL CL 89- |  | 0D2210A0 | LEFT SIDE PANEL BL CL 89- | | | | | | | | | | | | | |
| 0D2211A | XB893 XV893 MANUAL EXTERNAL RIGHT PANEL |  | 0D2211A0 | XB893 XV893 MANUAL EXTERNAL RIGHT PANEL | | | | | | | | | | | | | |




| COMPONENT | | | SPARE PART | | | | | | | | | | | | | | | | | | |
|-----------|---|-------|------------|--|--|------|-------------|-----|-----|----------|------------------------|---|----|----------|---|---|----|----------|--------------------------------|---|----|
| Code | Description | Image | Code | Description | Components list | | | | | | | | | | | | | | | | |
| PD1066B | BI-COMPONENT FOOT H100 (E SERIES FOOT) | | KPD1066B | E SERIES OVEN H100 FOOT KIT | <table border="1"> <thead> <tr> <th>Code</th> <th>Description</th> <th>Qty</th> <th>UOM</th> </tr> </thead> <tbody> <tr> <td>PD1063A0</td> <td>CT BT FOOT STOP BRACKE</td> <td>1</td> <td>PZ</td> </tr> <tr> <td>PD1066B0</td> <td>BI-COMPONE NT FOOT H100 (E SERIES FOOT)</td> <td>1</td> <td>PZ</td> </tr> <tr> <td>VI1220A1</td> <td>4,2X12 TCB SELF-TAPPIN G SCREW</td> <td>5</td> <td>PZ</td> </tr> </tbody> </table> | Code | Description | Qty | UOM | PD1063A0 | CT BT FOOT STOP BRACKE | 1 | PZ | PD1066B0 | BI-COMPONE NT FOOT H100 (E SERIES FOOT) | 1 | PZ | VI1220A1 | 4,2X12 TCB SELF-TAPPIN G SCREW | 5 | PZ |
| Code | Description | Qty | UOM | | | | | | | | | | | | | | | | | | |
| PD1063A0 | CT BT FOOT STOP BRACKE | 1 | PZ | | | | | | | | | | | | | | | | | | |
| PD1066B0 | BI-COMPONE NT FOOT H100 (E SERIES FOOT) | 1 | PZ | | | | | | | | | | | | | | | | | | |
| VI1220A1 | 4,2X12 TCB SELF-TAPPIN G SCREW | 5 | PZ | | | | | | | | | | | | | | | | | | |
| PD1063A | CT BT FOOT STOP BRACKET | | KPD1063A | OVEN FOOT STOPPING BRACKET KIT | <table border="1"> <thead> <tr> <th>Code</th> <th>Description</th> <th>Qty</th> <th>UOM</th> </tr> </thead> <tbody> <tr> <td>PD1063A0</td> <td>CT BT FOOT STOP BRACKE</td> <td>4</td> <td>PZ</td> </tr> <tr> <td>VI1950A0</td> <td>ST. STEEL 4,2X13 TCB SELF-DRILLIN G SCREW</td> <td>8</td> <td>PZ</td> </tr> </tbody> </table> | Code | Description | Qty | UOM | PD1063A0 | CT BT FOOT STOP BRACKE | 4 | PZ | VI1950A0 | ST. STEEL 4,2X13 TCB SELF-DRILLIN G SCREW | 8 | PZ | | | | |
| Code | Description | Qty | UOM | | | | | | | | | | | | | | | | | | |
| PD1063A0 | CT BT FOOT STOP BRACKE | 4 | PZ | | | | | | | | | | | | | | | | | | |
| VI1950A0 | ST. STEEL 4,2X13 TCB SELF-DRILLIN G SCREW | 8 | PZ | | | | | | | | | | | | | | | | | | |
| 0D2209B | CHEF-BAKERLUX GAS EXTERNAL UPPER COVER | | 0D2209B0 | CHEF-BAKERLUX GAS EXTERNAL UPPER COVER | | | | | | | | | | | | | | | | | |
| 0H6569A | CHEF-BAKERLUX GAS EXTERNAL BACK COVER | | 0H6569A0 | CHEF-BAKERLUX GAS EXTERNAL BACK COVER | | | | | | | | | | | | | | | | | |
| VM1762A | INNER LAMP SUPPORT | | KVM1762A | LAMP INTERNAL SUPPORT KIT | <table border="1"> <thead> <tr> <th>Code</th> <th>Description</th> <th>Qty</th> <th>UOM</th> </tr> </thead> <tbody> <tr> <td>VM1762A0</td> <td>INNER LAMP SUPPORT</td> <td>1</td> <td>PZ</td> </tr> </tbody> </table> | Code | Description | Qty | UOM | VM1762A0 | INNER LAMP SUPPORT | 1 | PZ | | | | | | | | |
| Code | Description | Qty | UOM | | | | | | | | | | | | | | | | | | |
| VM1762A0 | INNER LAMP SUPPORT | 1 | PZ | | | | | | | | | | | | | | | | | | |

| COMPONENT | | | SPARE PART | | | | | | | | | | | | | | | | | | | | | | |
|-----------|--|---|------------|-------------------------------|---|---|-------------|-----|-----|----------|--|---|----|----------|---|---|----|----------|--------------------------------------|---|----|----------|-----------------------|---|----|
| Code | Description | Image | Code | Description | Components list | | | | | | | | | | | | | | | | | | | | |
| VE1530A | GOLD THERMOMETER BLUE LIGHT COVER |  | KLP1012A | BLUE LIGHT THERMOMETER KIT | <table border="1"> <thead> <tr> <th>Code</th> <th>Description</th> <th>Qty</th> <th>UOM</th> </tr> </thead> <tbody> <tr> <td>VE1170A0</td> <td>D16 OPAQUE NICKEL ELLIPTICAL SUPPORT</td> <td>2</td> <td>PZ</td> </tr> <tr> <td>VE1530A0</td> <td>GOLD THERMOMETE R BLUE LIGHT COVER</td> <td>2</td> <td>PZ</td> </tr> <tr> <td>VE1535A1</td> <td>230V WHITE LED</td> <td>2</td> <td>PZ</td> </tr> <tr> <td>VM1762A0</td> <td>INNER LAMP SUPPORT</td> <td>2</td> <td>PZ</td> </tr> </tbody> </table> | Code | Description | Qty | UOM | VE1170A0 | D16 OPAQUE NICKEL ELLIPTICAL SUPPORT | 2 | PZ | VE1530A0 | GOLD THERMOMETE R BLUE LIGHT COVER | 2 | PZ | VE1535A1 | 230V WHITE LED | 2 | PZ | VM1762A0 | INNER LAMP SUPPORT | 2 | PZ |
| | | | | | Code | Description | Qty | UOM | | | | | | | | | | | | | | | | | |
| | | | | | VE1170A0 | D16 OPAQUE NICKEL ELLIPTICAL SUPPORT | 2 | PZ | | | | | | | | | | | | | | | | | |
| | | | | | VE1530A0 | GOLD THERMOMETE R BLUE LIGHT COVER | 2 | PZ | | | | | | | | | | | | | | | | | |
| VE1535A1 | 230V WHITE LED | 2 | PZ | | | | | | | | | | | | | | | | | | | | | | |
| VM1762A0 | INNER LAMP SUPPORT | 2 | PZ | | | | | | | | | | | | | | | | | | | | | | |
| TM1005A | MI2 60 MIN 250V 16A TIMER |  | KTM1005A | 60 MIN TIMER KIT | <table border="1"> <thead> <tr> <th>Code</th> <th>Description</th> <th>Qty</th> <th>UOM</th> </tr> </thead> <tbody> <tr> <td>TM1005A0</td> <td>MI2 60 MIN 250V 16A TIME</td> <td>1</td> <td>PZ</td> </tr> <tr> <td>V11850A0</td> <td>M4X6 NICKEL PLATED FIXING SCRE</td> <td>2</td> <td>PZ</td> </tr> </tbody> </table> | Code | Description | Qty | UOM | TM1005A0 | MI2 60 MIN 250V 16A TIME | 1 | PZ | V11850A0 | M4X6 NICKEL PLATED FIXING SCRE | 2 | PZ | | | | | | | | |
| | | | | | Code | Description | Qty | UOM | | | | | | | | | | | | | | | | | |
| | | | | | TM1005A0 | MI2 60 MIN 250V 16A TIME | 1 | PZ | | | | | | | | | | | | | | | | | |
| V11850A0 | M4X6 NICKEL PLATED FIXING SCRE | 2 | PZ | | | | | | | | | | | | | | | | | | | | | | |
| TR1100A | 269°C 55.19052.80 ADJUSTABLE THERMOSTAT |  | KTR1100A | 269°C THERMOSTAT KIT | <table border="1"> <thead> <tr> <th>Code</th> <th>Description</th> <th>Qty</th> <th>UOM</th> </tr> </thead> <tbody> <tr> <td>TR1100A0</td> <td>269°C 55.19052.80 ADJUSTABLE THERMOSTAT</td> <td>1</td> <td>PZ</td> </tr> <tr> <td>V11850A0</td> <td>M4X6 NICKEL PLATED FIXING SCRE</td> <td>2</td> <td>PZ</td> </tr> </tbody> </table> | Code | Description | Qty | UOM | TR1100A0 | 269°C 55.19052.80 ADJUSTABLE THERMOSTAT | 1 | PZ | V11850A0 | M4X6 NICKEL PLATED FIXING SCRE | 2 | PZ | | | | | | | | |
| | | | | | Code | Description | Qty | UOM | | | | | | | | | | | | | | | | | |
| TR1100A0 | 269°C 55.19052.80 ADJUSTABLE THERMOSTAT | 1 | PZ | | | | | | | | | | | | | | | | | | | | | | |
| V11850A0 | M4X6 NICKEL PLATED FIXING SCRE | 2 | PZ | | | | | | | | | | | | | | | | | | | | | | |
| TM1001C | 15 SEC 120V ELECTRONIC BUZZE |  | KTM1001C | 15 SEC BUZZER KIT | <table border="1"> <thead> <tr> <th>Code</th> <th>Description</th> <th>Qty</th> <th>UOM</th> </tr> </thead> <tbody> <tr> <td>TM1001C2</td> <td>15 SEC 120V ELECTRONIC BUZZER</td> <td>1</td> <td>PZ</td> </tr> <tr> <td>V11220A1</td> <td>4,2X12 TCB SELF-TAPPIN G SCREW</td> <td>3</td> <td>PZ</td> </tr> <tr> <td>V11850A0</td> <td>M4X6 NICKEL PLATED FIXING SCRE</td> <td>3</td> <td>PZ</td> </tr> <tr> <td>VM1745A0</td> <td>CARD SUPPORT</td> <td>3</td> <td>PZ</td> </tr> </tbody> </table> | Code | Description | Qty | UOM | TM1001C2 | 15 SEC 120V ELECTRONIC BUZZER | 1 | PZ | V11220A1 | 4,2X12 TCB SELF-TAPPIN G SCREW | 3 | PZ | V11850A0 | M4X6 NICKEL PLATED FIXING SCRE | 3 | PZ | VM1745A0 | CARD SUPPORT | 3 | PZ |
| | | | | | Code | Description | Qty | UOM | | | | | | | | | | | | | | | | | |
| | | | | | TM1001C2 | 15 SEC 120V ELECTRONIC BUZZER | 1 | PZ | | | | | | | | | | | | | | | | | |
| | | | | | V11220A1 | 4,2X12 TCB SELF-TAPPIN G SCREW | 3 | PZ | | | | | | | | | | | | | | | | | |
| V11850A0 | M4X6 NICKEL PLATED FIXING SCRE | 3 | PZ | | | | | | | | | | | | | | | | | | | | | | |
| VM1745A0 | CARD SUPPORT | 3 | PZ | | | | | | | | | | | | | | | | | | | | | | |




| COMPONENT | | | SPARE PART | | | | | | | | | | | | | | | | | | | | | | |
|-----------|---------------------------------|--|------------|-----------------------------------|--|------|-------------|----------------|-----|----------|----------------|------------------------------|----|----------|------------------------------|--------------------|----|----------|--------------------|---------------------------------|----|----------|---------------------------------|---|----|
| Code | Description | Image | Code | Description | Components list | | | | | | | | | | | | | | | | | | | | |
| VE1535A | 230V WHITE LED |  | KVE1535A | LED LIGHT 1 PC. KIT | <table border="1"> <thead> <tr> <th>Code</th> <th>Description</th> <th>Qty</th> <th>UOM</th> </tr> </thead> <tbody> <tr> <td>VE1535A1</td> <td>230V WHITE LED</td> <td>10</td> <td>PZ</td> </tr> </tbody> </table> | Code | Description | Qty | UOM | VE1535A1 | 230V WHITE LED | 10 | PZ | | | | | | | | | | | | |
| | | | Code | Description | Qty | UOM | | | | | | | | | | | | | | | | | | | |
| | | | VE1535A1 | 230V WHITE LED | 10 | PZ | | | | | | | | | | | | | | | | | | | |
| | | | KVE0105A | CLOUD LED LIGHT+COVER+SUPPORT KIT | <table border="1"> <thead> <tr> <th>Code</th> <th>Description</th> <th>Qty</th> <th>UOM</th> </tr> </thead> <tbody> <tr> <td>VE1535A1</td> <td>230V WHITE LED</td> <td>1</td> <td>PZ</td> </tr> <tr> <td>VM1761A0</td> <td>D16 BLACK ELLIPTICAL SUPPORT</td> <td>1</td> <td>PZ</td> </tr> <tr> <td>VM1762A0</td> <td>INNER LAMP SUPPORT</td> <td>1</td> <td>PZ</td> </tr> <tr> <td>VM1903A0</td> <td>GREEN PILOT WITH GOLD "CLOUD"</td> <td>1</td> <td>PZ</td> </tr> </tbody> </table> | Code | Description | Qty | UOM | VE1535A1 | 230V WHITE LED | 1 | PZ | VM1761A0 | D16 BLACK ELLIPTICAL SUPPORT | 1 | PZ | VM1762A0 | INNER LAMP SUPPORT | 1 | PZ | VM1903A0 | GREEN PILOT WITH GOLD "CLOUD" | 1 | PZ |
| | | | Code | Description | Qty | UOM | | | | | | | | | | | | | | | | | | | |
| | | | VE1535A1 | 230V WHITE LED | 1 | PZ | | | | | | | | | | | | | | | | | | | |
| | | | VM1761A0 | D16 BLACK ELLIPTICAL SUPPORT | 1 | PZ | | | | | | | | | | | | | | | | | | | |
| | | | VM1762A0 | INNER LAMP SUPPORT | 1 | PZ | | | | | | | | | | | | | | | | | | | |
| | | | VM1903A0 | GREEN PILOT WITH GOLD "CLOUD" | 1 | PZ | | | | | | | | | | | | | | | | | | | |
| | | | KVE0104A | NEUTRAL GREEN LIGHT COVER KIT | <table border="1"> <thead> <tr> <th>Code</th> <th>Description</th> <th>Qty</th> <th>UOM</th> </tr> </thead> <tbody> <tr> <td>VE1535A1</td> <td>230V WHITE LED</td> <td>1</td> <td>PZ</td> </tr> <tr> <td>VM1761A0</td> <td>D16 BLACK ELLIPTICAL SUPPORT</td> <td>1</td> <td>PZ</td> </tr> <tr> <td>VM1762A0</td> <td>INNER LAMP SUPPORT</td> <td>1</td> <td>PZ</td> </tr> <tr> <td>VM1902A0</td> <td>NEUTRAL GREEN PLASTIC COVER FOR</td> <td>1</td> <td>PZ</td> </tr> </tbody> </table> | Code | Description | Qty | UOM | VE1535A1 | 230V WHITE LED | 1 | PZ | VM1761A0 | D16 BLACK ELLIPTICAL SUPPORT | 1 | PZ | VM1762A0 | INNER LAMP SUPPORT | 1 | PZ | VM1902A0 | NEUTRAL GREEN PLASTIC COVER FOR | 1 | PZ |
| | | | Code | Description | Qty | UOM | | | | | | | | | | | | | | | | | | | |
| | | | VE1535A1 | 230V WHITE LED | 1 | PZ | | | | | | | | | | | | | | | | | | | |
| VM1761A0 | D16 BLACK ELLIPTICAL SUPPORT | 1 | PZ | | | | | | | | | | | | | | | | | | | | | | |
| VM1762A0 | INNER LAMP SUPPORT | 1 | PZ | | | | | | | | | | | | | | | | | | | | | | |
| VM1902A0 | NEUTRAL GREEN PLASTIC COVER FOR | 1 | PZ | | | | | | | | | | | | | | | | | | | | | | |
| KVE0102A | GOLDEN FLAME LIGHT COVER KIT | <table border="1"> <thead> <tr> <th>Code</th> <th>Description</th> <th>Qty</th> <th>UOM</th> </tr> </thead> <tbody> <tr> <td>VE1535A1</td> <td>230V WHITE LED</td> <td>1</td> <td>PZ</td> </tr> <tr> <td>VM1761A0</td> <td>D16 BLACK ELLIPTICAL SUPPORT</td> <td>1</td> <td>PZ</td> </tr> <tr> <td>VM1762A0</td> <td>INNER LAMP SUPPORT</td> <td>1</td> <td>PZ</td> </tr> <tr> <td>VM1767A0</td> <td>GREEN PILOT LIGHT W/ GOLD FLAME</td> <td>1</td> <td>PZ</td> </tr> </tbody> </table> | Code | Description | Qty | UOM | VE1535A1 | 230V WHITE LED | 1 | PZ | VM1761A0 | D16 BLACK ELLIPTICAL SUPPORT | 1 | PZ | VM1762A0 | INNER LAMP SUPPORT | 1 | PZ | VM1767A0 | GREEN PILOT LIGHT W/ GOLD FLAME | 1 | PZ | | | |
| Code | Description | Qty | UOM | | | | | | | | | | | | | | | | | | | | | | |
| VE1535A1 | 230V WHITE LED | 1 | PZ | | | | | | | | | | | | | | | | | | | | | | |
| VM1761A0 | D16 BLACK ELLIPTICAL SUPPORT | 1 | PZ | | | | | | | | | | | | | | | | | | | | | | |
| VM1762A0 | INNER LAMP SUPPORT | 1 | PZ | | | | | | | | | | | | | | | | | | | | | | |
| VM1767A0 | GREEN PILOT LIGHT W/ GOLD FLAME | 1 | PZ | | | | | | | | | | | | | | | | | | | | | | |
| KVE0101A | SINUSOID LIGHT GREEN COVER KIT | <table border="1"> <thead> <tr> <th>Code</th> <th>Description</th> <th>Qty</th> <th>UOM</th> </tr> </thead> <tbody> <tr> <td>VE1535A1</td> <td>230V WHITE LED</td> <td>1</td> <td>PZ</td> </tr> <tr> <td>VM1761A0</td> <td>D16 BLACK ELLIPTICAL SUPPORT</td> <td>1</td> <td>PZ</td> </tr> <tr> <td>VM1762A0</td> <td>INNER LAMP SUPPORT</td> <td>1</td> <td>PZ</td> </tr> <tr> <td>VM1765A0</td> <td>GREEN PILOT WITH GOLD SINUSOIDE</td> <td>1</td> <td>PZ</td> </tr> </tbody> </table> | Code | Description | Qty | UOM | VE1535A1 | 230V WHITE LED | 1 | PZ | VM1761A0 | D16 BLACK ELLIPTICAL SUPPORT | 1 | PZ | VM1762A0 | INNER LAMP SUPPORT | 1 | PZ | VM1765A0 | GREEN PILOT WITH GOLD SINUSOIDE | 1 | PZ | | | |
| Code | Description | Qty | UOM | | | | | | | | | | | | | | | | | | | | | | |
| VE1535A1 | 230V WHITE LED | 1 | PZ | | | | | | | | | | | | | | | | | | | | | | |
| VM1761A0 | D16 BLACK ELLIPTICAL SUPPORT | 1 | PZ | | | | | | | | | | | | | | | | | | | | | | |
| VM1762A0 | INNER LAMP SUPPORT | 1 | PZ | | | | | | | | | | | | | | | | | | | | | | |
| VM1765A0 | GREEN PILOT WITH GOLD SINUSOIDE | 1 | PZ | | | | | | | | | | | | | | | | | | | | | | |






| COMPONENT | | | SPARE PART | | | | | | | | | | | | | | | | | | | | | | | | | | | | | | | | | | | | | | |
|-----------|---|---|------------|---|---|------|-------------|---|-----|----------|---|-------------------|----|----------|--------------------------|----------------------------|----|----------|---|---------------------------|----|----------|-----------------------|------------------------------------|----|----------|----------------------------|-----------------------|----|----------|------------------------------------|---|----|----------|-----------------------|---|----|----------|----------------------------------|---|----|
| Code | Description | Image | Code | Description | Components list | | | | | | | | | | | | | | | | | | | | | | | | | | | | | | | | | | | | |
| VE1535A | 230V WHITE LED |  | KVE0100A | THERMOMETER LIGHT COVER KIT | <table border="1"> <thead> <tr> <th>Code</th> <th>Description</th> <th>Qty</th> <th>UOM</th> </tr> </thead> <tbody> <tr> <td>VE1530A0</td> <td>GOLD THERMOMETE R BLUE LIGHT COVER</td> <td>1</td> <td>PZ</td> </tr> <tr> <td>VE1535A1</td> <td>230V WHITE LED</td> <td>1</td> <td>PZ</td> </tr> <tr> <td>VM1761A0</td> <td>D16 BLACK ELLIPTICAL SUPPORT</td> <td>1</td> <td>PZ</td> </tr> <tr> <td>VM1762A0</td> <td>INNER LAMP SUPPORT</td> <td>1</td> <td>PZ</td> </tr> </tbody> </table> | Code | Description | Qty | UOM | VE1530A0 | GOLD THERMOMETE R BLUE LIGHT COVER | 1 | PZ | VE1535A1 | 230V WHITE LED | 1 | PZ | VM1761A0 | D16 BLACK ELLIPTICAL SUPPORT | 1 | PZ | VM1762A0 | INNER LAMP SUPPORT | 1 | PZ | | | | | | | | | | | | | | | | |
| | | | Code | Description | Qty | UOM | | | | | | | | | | | | | | | | | | | | | | | | | | | | | | | | | | | |
| | | | VE1530A0 | GOLD THERMOMETE R BLUE LIGHT COVER | 1 | PZ | | | | | | | | | | | | | | | | | | | | | | | | | | | | | | | | | | | |
| | | | VE1535A1 | 230V WHITE LED | 1 | PZ | | | | | | | | | | | | | | | | | | | | | | | | | | | | | | | | | | | |
| | | | VM1761A0 | D16 BLACK ELLIPTICAL SUPPORT | 1 | PZ | | | | | | | | | | | | | | | | | | | | | | | | | | | | | | | | | | | |
| | | | VM1762A0 | INNER LAMP SUPPORT | 1 | PZ | | | | | | | | | | | | | | | | | | | | | | | | | | | | | | | | | | | |
| | | | KVE0011A | XP KNOBS AND LIGHTS KIT | <table border="1"> <thead> <tr> <th>Code</th> <th>Description</th> <th>Qty</th> <th>UOM</th> </tr> </thead> <tbody> <tr> <td>MN1105A0</td> <td>120-400C XP THERMOSTAT KNOB</td> <td>1</td> <td>PZ</td> </tr> <tr> <td>MN1110A0</td> <td>XP NEUTRAL INDEX DIAL</td> <td>1</td> <td>PZ</td> </tr> <tr> <td>VE1530A0</td> <td>GOLD THERMOMETE R BLUE LIGHT COVER</td> <td>1</td> <td>PZ</td> </tr> <tr> <td>VE1535A1</td> <td>230V WHITE LED</td> <td>1</td> <td>PZ</td> </tr> <tr> <td>VE1561A0</td> <td>NA/NA BIPOLAR SWITCH</td> <td>1</td> <td>PZ</td> </tr> <tr> <td>VM1761A0</td> <td>D16 BLACK ELLIPTICAL SUPPORT</td> <td>2</td> <td>PZ</td> </tr> <tr> <td>VM1762A0</td> <td>INNER LAMP SUPPORT</td> <td>1</td> <td>PZ</td> </tr> <tr> <td>VM1776A0</td> <td>GOLD "0-1" MATT SILVER KEY</td> <td>1</td> <td>PZ</td> </tr> </tbody> </table> | Code | Description | Qty | UOM | MN1105A0 | 120-400C XP THERMOSTAT KNOB | 1 | PZ | MN1110A0 | XP NEUTRAL INDEX DIAL | 1 | PZ | VE1530A0 | GOLD THERMOMETE R BLUE LIGHT COVER | 1 | PZ | VE1535A1 | 230V WHITE LED | 1 | PZ | VE1561A0 | NA/NA BIPOLAR SWITCH | 1 | PZ | VM1761A0 | D16 BLACK ELLIPTICAL SUPPORT | 2 | PZ | VM1762A0 | INNER LAMP SUPPORT | 1 | PZ | VM1776A0 | GOLD "0-1" MATT SILVER KEY | 1 | PZ |
| | | | Code | Description | Qty | UOM | | | | | | | | | | | | | | | | | | | | | | | | | | | | | | | | | | | |
| | | | MN1105A0 | 120-400C XP THERMOSTAT KNOB | 1 | PZ | | | | | | | | | | | | | | | | | | | | | | | | | | | | | | | | | | | |
| | | | MN1110A0 | XP NEUTRAL INDEX DIAL | 1 | PZ | | | | | | | | | | | | | | | | | | | | | | | | | | | | | | | | | | | |
| | | | VE1530A0 | GOLD THERMOMETE R BLUE LIGHT COVER | 1 | PZ | | | | | | | | | | | | | | | | | | | | | | | | | | | | | | | | | | | |
| | | | VE1535A1 | 230V WHITE LED | 1 | PZ | | | | | | | | | | | | | | | | | | | | | | | | | | | | | | | | | | | |
| VE1561A0 | NA/NA BIPOLAR SWITCH | 1 | PZ | | | | | | | | | | | | | | | | | | | | | | | | | | | | | | | | | | | | | | |
| VM1761A0 | D16 BLACK ELLIPTICAL SUPPORT | 2 | PZ | | | | | | | | | | | | | | | | | | | | | | | | | | | | | | | | | | | | | | |
| VM1762A0 | INNER LAMP SUPPORT | 1 | PZ | | | | | | | | | | | | | | | | | | | | | | | | | | | | | | | | | | | | | | |
| VM1776A0 | GOLD "0-1" MATT SILVER KEY | 1 | PZ | | | | | | | | | | | | | | | | | | | | | | | | | | | | | | | | | | | | | | |
| KVE0008A | XL PILOT BLUE LIGHTS KIT | <table border="1"> <thead> <tr> <th>Code</th> <th>Description</th> <th>Qty</th> <th>UOM</th> </tr> </thead> <tbody> <tr> <td>VE1530A0</td> <td>GOLD THERMOMETE R BLUE LIGHT COVER</td> <td>1</td> <td>PZ</td> </tr> <tr> <td>VE1535A1</td> <td>230V WHITE LED</td> <td>1</td> <td>PZ</td> </tr> <tr> <td>VE1561A0</td> <td>NA/NA BIPOLAR SWITCH</td> <td>1</td> <td>PZ</td> </tr> <tr> <td>VE1562A0</td> <td>UNIPOLAR NA PUSH BUTTO</td> <td>1</td> <td>PZ</td> </tr> <tr> <td>VM1761A0</td> <td>D16 BLACK ELLIPTICAL SUPPORT</td> <td>3</td> <td>PZ</td> </tr> <tr> <td>VM1762A0</td> <td>INNER LAMP SUPPORT</td> <td>1</td> <td>PZ</td> </tr> </tbody> </table> | Code | Description | Qty | UOM | VE1530A0 | GOLD THERMOMETE R BLUE LIGHT COVER | 1 | PZ | VE1535A1 | 230V WHITE LED | 1 | PZ | VE1561A0 | NA/NA BIPOLAR SWITCH | 1 | PZ | VE1562A0 | UNIPOLAR NA PUSH BUTTO | 1 | PZ | VM1761A0 | D16 BLACK ELLIPTICAL SUPPORT | 3 | PZ | VM1762A0 | INNER LAMP SUPPORT | 1 | PZ | | | | | | | | | | | |
| Code | Description | Qty | UOM | | | | | | | | | | | | | | | | | | | | | | | | | | | | | | | | | | | | | | |
| VE1530A0 | GOLD THERMOMETE R BLUE LIGHT COVER | 1 | PZ | | | | | | | | | | | | | | | | | | | | | | | | | | | | | | | | | | | | | | |
| VE1535A1 | 230V WHITE LED | 1 | PZ | | | | | | | | | | | | | | | | | | | | | | | | | | | | | | | | | | | | | | |
| VE1561A0 | NA/NA BIPOLAR SWITCH | 1 | PZ | | | | | | | | | | | | | | | | | | | | | | | | | | | | | | | | | | | | | | |
| VE1562A0 | UNIPOLAR NA PUSH BUTTO | 1 | PZ | | | | | | | | | | | | | | | | | | | | | | | | | | | | | | | | | | | | | | |
| VM1761A0 | D16 BLACK ELLIPTICAL SUPPORT | 3 | PZ | | | | | | | | | | | | | | | | | | | | | | | | | | | | | | | | | | | | | | |
| VM1762A0 | INNER LAMP SUPPORT | 1 | PZ | | | | | | | | | | | | | | | | | | | | | | | | | | | | | | | | | | | | | | |



| COMPONENT | | | SPARE PART | | | | | | | | | | | | | | | | | | | | | | | | | | | | | | | | | | | | | | | | | | | | | | | |
|-----------|--------------------------------------|--|------------|-------------------------------------|--|------|-------------|--------------------------------------|-----|----------|-------------------------------------|----------------|----|----------|----------------------------|--------------------------------|----|----|----------|--------------------------------|---|----|----------|------------------------------|---|----|----------|--------------------|---|----|----------|---------------------------------|---|----|----------|---------------------------------|---|----|----------|-------------------------------------|---|----|----------|---------------------------------|---|----|----------|-------------------------------|---|----|
| Code | Description | Image | Code | Description | Components list | | | | | | | | | | | | | | | | | | | | | | | | | | | | | | | | | | | | | | | | | | | | | |
| VE1535A | 230V WHITE LED |  | KVE0008A | XL PILOT BLUE LIGHTS KIT | <table border="1"> <thead> <tr> <th>Code</th> <th>Description</th> <th>Qty</th> <th>UOM</th> </tr> </thead> <tbody> <tr> <td>VM1775A0</td> <td>OPAQUE SILVER KEY WITH GOLD "CLOUD"</td> <td>1</td> <td>PZ</td> </tr> <tr> <td>VM1776A0</td> <td>GOLD "0-1" MATT SILVER KEY</td> <td>1</td> <td>PZ</td> </tr> </tbody> </table> | Code | Description | Qty | UOM | VM1775A0 | OPAQUE SILVER KEY WITH GOLD "CLOUD" | 1 | PZ | VM1776A0 | GOLD "0-1" MATT SILVER KEY | 1 | PZ | | | | | | | | | | | | | | | | | | | | | | | | | | | | | | | | | |
| | | | Code | Description | Qty | UOM | | | | | | | | | | | | | | | | | | | | | | | | | | | | | | | | | | | | | | | | | | | | |
| | | | VM1775A0 | OPAQUE SILVER KEY WITH GOLD "CLOUD" | 1 | PZ | | | | | | | | | | | | | | | | | | | | | | | | | | | | | | | | | | | | | | | | | | | | |
| VM1776A0 | GOLD "0-1" MATT SILVER KEY | 1 | PZ | | | | | | | | | | | | | | | | | | | | | | | | | | | | | | | | | | | | | | | | | | | | | | | |
| KVE0007A | XF-XG LED AND LED COVERS KIT | <table border="1"> <thead> <tr> <th>Code</th> <th>Description</th> <th>Qty</th> <th>UOM</th> </tr> </thead> <tbody> <tr> <td>VE1530A0</td> <td>GOLD THERMOMETE R BLUE LIGHT COVER</td> <td>1</td> <td>PZ</td> </tr> <tr> <td>VE1535A1</td> <td>230V WHITE LED</td> <td>1</td> <td>PZ</td> </tr> <tr> <td>VE1562A0</td> <td>UNIPOLAR NA PUSH BUTTO</td> <td>1</td> <td>PZ</td> </tr> <tr> <td>VE1585A0</td> <td>BLUE LIGHT COVER GOLD SINUSOID</td> <td>1</td> <td>PZ</td> </tr> <tr> <td>VM1761A0</td> <td>D16 BLACK ELLIPTICAL SUPPORT</td> <td>5</td> <td>PZ</td> </tr> <tr> <td>VM1762A0</td> <td>INNER LAMP SUPPORT</td> <td>4</td> <td>PZ</td> </tr> <tr> <td>VM1767A0</td> <td>GREEN PILOT LIGHT W/ GOLD FLAME</td> <td>1</td> <td>PZ</td> </tr> <tr> <td>VM1774A0</td> <td>SILVER OPAQUE KEY W/ GOLD FLAME</td> <td>1</td> <td>PZ</td> </tr> <tr> <td>VM1775A0</td> <td>OPAQUE SILVER KEY WITH GOLD "CLOUD"</td> <td>1</td> <td>PZ</td> </tr> <tr> <td>VM1902A0</td> <td>NEUTRAL GREEN PLASTIC COVER FOR</td> <td>1</td> <td>PZ</td> </tr> <tr> <td>VM1903A0</td> <td>GREEN PILOT WITH GOLD "CLOUD"</td> <td>1</td> <td>PZ</td> </tr> </tbody> </table> | Code | Description | Qty | UOM | VE1530A0 | GOLD THERMOMETE R BLUE LIGHT COVER | 1 | PZ | VE1535A1 | 230V WHITE LED | 1 | PZ | VE1562A0 | UNIPOLAR NA PUSH BUTTO | 1 | PZ | VE1585A0 | BLUE LIGHT COVER GOLD SINUSOID | 1 | PZ | VM1761A0 | D16 BLACK ELLIPTICAL SUPPORT | 5 | PZ | VM1762A0 | INNER LAMP SUPPORT | 4 | PZ | VM1767A0 | GREEN PILOT LIGHT W/ GOLD FLAME | 1 | PZ | VM1774A0 | SILVER OPAQUE KEY W/ GOLD FLAME | 1 | PZ | VM1775A0 | OPAQUE SILVER KEY WITH GOLD "CLOUD" | 1 | PZ | VM1902A0 | NEUTRAL GREEN PLASTIC COVER FOR | 1 | PZ | VM1903A0 | GREEN PILOT WITH GOLD "CLOUD" | 1 | PZ |
| Code | Description | Qty | UOM | | | | | | | | | | | | | | | | | | | | | | | | | | | | | | | | | | | | | | | | | | | | | | | |
| VE1530A0 | GOLD THERMOMETE R BLUE LIGHT COVER | 1 | PZ | | | | | | | | | | | | | | | | | | | | | | | | | | | | | | | | | | | | | | | | | | | | | | | |
| VE1535A1 | 230V WHITE LED | 1 | PZ | | | | | | | | | | | | | | | | | | | | | | | | | | | | | | | | | | | | | | | | | | | | | | | |
| VE1562A0 | UNIPOLAR NA PUSH BUTTO | 1 | PZ | | | | | | | | | | | | | | | | | | | | | | | | | | | | | | | | | | | | | | | | | | | | | | | |
| VE1585A0 | BLUE LIGHT COVER GOLD SINUSOID | 1 | PZ | | | | | | | | | | | | | | | | | | | | | | | | | | | | | | | | | | | | | | | | | | | | | | | |
| VM1761A0 | D16 BLACK ELLIPTICAL SUPPORT | 5 | PZ | | | | | | | | | | | | | | | | | | | | | | | | | | | | | | | | | | | | | | | | | | | | | | | |
| VM1762A0 | INNER LAMP SUPPORT | 4 | PZ | | | | | | | | | | | | | | | | | | | | | | | | | | | | | | | | | | | | | | | | | | | | | | | |
| VM1767A0 | GREEN PILOT LIGHT W/ GOLD FLAME | 1 | PZ | | | | | | | | | | | | | | | | | | | | | | | | | | | | | | | | | | | | | | | | | | | | | | | |
| VM1774A0 | SILVER OPAQUE KEY W/ GOLD FLAME | 1 | PZ | | | | | | | | | | | | | | | | | | | | | | | | | | | | | | | | | | | | | | | | | | | | | | | |
| VM1775A0 | OPAQUE SILVER KEY WITH GOLD "CLOUD" | 1 | PZ | | | | | | | | | | | | | | | | | | | | | | | | | | | | | | | | | | | | | | | | | | | | | | | |
| VM1902A0 | NEUTRAL GREEN PLASTIC COVER FOR | 1 | PZ | | | | | | | | | | | | | | | | | | | | | | | | | | | | | | | | | | | | | | | | | | | | | | | |
| VM1903A0 | GREEN PILOT WITH GOLD "CLOUD" | 1 | PZ | | | | | | | | | | | | | | | | | | | | | | | | | | | | | | | | | | | | | | | | | | | | | | | |
| KLP1014A | SINUSOID LED LIGHT+COVER+SUPPORT KIT | <table border="1"> <thead> <tr> <th>Code</th> <th>Description</th> <th>Qty</th> <th>UOM</th> </tr> </thead> <tbody> <tr> <td>VE1170A0</td> <td>D16 OPAQUE NICKEL ELLIPTICAL SUPPORT</td> <td>2</td> <td>PZ</td> </tr> <tr> <td>VE1535A1</td> <td>230V WHITE LED</td> <td>2</td> <td>PZ</td> </tr> <tr> <td>VE1585A0</td> <td>BLUE LIGHT COVER GOLD SINUSOID</td> <td>2</td> <td>PZ</td> </tr> </tbody> </table> | Code | Description | Qty | UOM | VE1170A0 | D16 OPAQUE NICKEL ELLIPTICAL SUPPORT | 2 | PZ | VE1535A1 | 230V WHITE LED | 2 | PZ | VE1585A0 | BLUE LIGHT COVER GOLD SINUSOID | 2 | PZ | | | | | | | | | | | | | | | | | | | | | | | | | | | | | | | | |
| Code | Description | Qty | UOM | | | | | | | | | | | | | | | | | | | | | | | | | | | | | | | | | | | | | | | | | | | | | | | |
| VE1170A0 | D16 OPAQUE NICKEL ELLIPTICAL SUPPORT | 2 | PZ | | | | | | | | | | | | | | | | | | | | | | | | | | | | | | | | | | | | | | | | | | | | | | | |
| VE1535A1 | 230V WHITE LED | 2 | PZ | | | | | | | | | | | | | | | | | | | | | | | | | | | | | | | | | | | | | | | | | | | | | | | |
| VE1585A0 | BLUE LIGHT COVER GOLD SINUSOID | 2 | PZ | | | | | | | | | | | | | | | | | | | | | | | | | | | | | | | | | | | | | | | | | | | | | | | |



| COMPONENT | | | SPARE PART | | | | | | | | | | | | | | | | | | | |
|-----------|--------------------------------------|---|------------|--------------------------------------|--|------|-------------|--------------------------------------|-----|----------|-------------------------------|------------------------------------|----|----------|-------------------------------|--------------------|----|----|----------|----------------------------------|---|----|
| Code | Description | Image | Code | Description | Components list | | | | | | | | | | | | | | | | | |
| VE1535A | 230V WHITE LED |  | KLP1014A | SINUSOID LED LIGHT+COVER+SUPPORT KIT | <table border="1"> <thead> <tr> <th>Code</th> <th>Description</th> <th>Qty</th> <th>UOM</th> </tr> </thead> <tbody> <tr> <td>VM1782A0</td> <td>INNER LAMP SUPPORT</td> <td>2</td> <td>PZ</td> </tr> <tr> <td>VM2009A0</td> <td>ELLIPTICAL SILVER SUPPORT D16</td> <td>1</td> <td>PZ</td> </tr> </tbody> </table> | Code | Description | Qty | UOM | VM1782A0 | INNER LAMP SUPPORT | 2 | PZ | VM2009A0 | ELLIPTICAL SILVER SUPPORT D16 | 1 | PZ | | | | | |
| | | | Code | Description | Qty | UOM | | | | | | | | | | | | | | | | |
| | | | VM1782A0 | INNER LAMP SUPPORT | 2 | PZ | | | | | | | | | | | | | | | | |
| VM2009A0 | ELLIPTICAL SILVER SUPPORT D16 | 1 | PZ | | | | | | | | | | | | | | | | | | | |
| KLP1012A | BLUE LIGHT THERMOMETER KIT | <table border="1"> <thead> <tr> <th>Code</th> <th>Description</th> <th>Qty</th> <th>UOM</th> </tr> </thead> <tbody> <tr> <td>VE1170A0</td> <td>D16 OPAQUE NICKEL ELLIPTICAL SUPPORT</td> <td>2</td> <td>PZ</td> </tr> <tr> <td>VE1530A0</td> <td>GOLD THERMOMETE R BLUE LIGHT COVER</td> <td>2</td> <td>PZ</td> </tr> <tr> <td>VE1535A1</td> <td>230V WHITE LED</td> <td>2</td> <td>PZ</td> </tr> <tr> <td>VM1782A0</td> <td>INNER LAMP SUPPORT</td> <td>2</td> <td>PZ</td> </tr> </tbody> </table> | Code | Description | Qty | UOM | VE1170A0 | D16 OPAQUE NICKEL ELLIPTICAL SUPPORT | 2 | PZ | VE1530A0 | GOLD THERMOMETE R BLUE LIGHT COVER | 2 | PZ | VE1535A1 | 230V WHITE LED | 2 | PZ | VM1782A0 | INNER LAMP SUPPORT | 2 | PZ |
| Code | Description | Qty | UOM | | | | | | | | | | | | | | | | | | | |
| VE1170A0 | D16 OPAQUE NICKEL ELLIPTICAL SUPPORT | 2 | PZ | | | | | | | | | | | | | | | | | | | |
| VE1530A0 | GOLD THERMOMETE R BLUE LIGHT COVER | 2 | PZ | | | | | | | | | | | | | | | | | | | |
| VE1535A1 | 230V WHITE LED | 2 | PZ | | | | | | | | | | | | | | | | | | | |
| VM1782A0 | INNER LAMP SUPPORT | 2 | PZ | | | | | | | | | | | | | | | | | | | |
| KLP1010A | THERMOSTAT GREEN LIGHT KIT | <table border="1"> <thead> <tr> <th>Code</th> <th>Description</th> <th>Qty</th> <th>UOM</th> </tr> </thead> <tbody> <tr> <td>VE1170A0</td> <td>D16 OPAQUE NICKEL ELLIPTICAL SUPPORT</td> <td>1</td> <td>PZ</td> </tr> <tr> <td>VE1535A1</td> <td>230V WHITE LED</td> <td>1</td> <td>PZ</td> </tr> <tr> <td>VM1782A0</td> <td>INNER LAMP SUPPORT</td> <td>1</td> <td>PZ</td> </tr> <tr> <td>VM1784A0</td> <td>GREEN PILOT WITH GOLD THERMOMETE</td> <td>1</td> <td>PZ</td> </tr> </tbody> </table> | Code | Description | Qty | UOM | VE1170A0 | D16 OPAQUE NICKEL ELLIPTICAL SUPPORT | 1 | PZ | VE1535A1 | 230V WHITE LED | 1 | PZ | VM1782A0 | INNER LAMP SUPPORT | 1 | PZ | VM1784A0 | GREEN PILOT WITH GOLD THERMOMETE | 1 | PZ |
| Code | Description | Qty | UOM | | | | | | | | | | | | | | | | | | | |
| VE1170A0 | D16 OPAQUE NICKEL ELLIPTICAL SUPPORT | 1 | PZ | | | | | | | | | | | | | | | | | | | |
| VE1535A1 | 230V WHITE LED | 1 | PZ | | | | | | | | | | | | | | | | | | | |
| VM1782A0 | INNER LAMP SUPPORT | 1 | PZ | | | | | | | | | | | | | | | | | | | |
| VM1784A0 | GREEN PILOT WITH GOLD THERMOMETE | 1 | PZ | | | | | | | | | | | | | | | | | | | |
| VM2009A | ELLIPTICAL SILVER SUPPORT D16 |  | KVM2009A | D16 SILVER ELLIPTICAL SUPPORT KIT | <table border="1"> <thead> <tr> <th>Code</th> <th>Description</th> <th>Qty</th> <th>UOM</th> </tr> </thead> <tbody> <tr> <td>VM2009A0</td> <td>ELLIPTICAL SILVER SUPPORT D16</td> <td>1</td> <td>PZ</td> </tr> </tbody> </table> | Code | Description | Qty | UOM | VM2009A0 | ELLIPTICAL SILVER SUPPORT D16 | 1 | PZ | | | | | | | | | |
| Code | Description | Qty | UOM | | | | | | | | | | | | | | | | | | | |
| VM2009A0 | ELLIPTICAL SILVER SUPPORT D16 | 1 | PZ | | | | | | | | | | | | | | | | | | | |
| VE1624B | RED PILOT LIGHT W/ GOLD FLAME |  | | | | | | | | | | | | | | | | | | | | |








| COMPONENT | | | SPARE PART | | | | | | | | | | | | | | | | | | | | | | | | | | | | | | | | | | | | | | | | | |
|---|--|---|------------|--------------------------------|---|--------------------------------------|-------------|-----|----------|----------------|--------------------------------------|----|----------|----------------------|----------------------|----|----------|--------------------------------|------------------------------|----|----------|--------------------|----------------------------|----|----------|--------------------------|---|----|----------|--|---|----|----------|-------------------------|---|----|----------|-------------------------------|---|----|----------|------------|---|----|
| Code | Description | Image | Code | Description | Components list | | | | | | | | | | | | | | | | | | | | | | | | | | | | | | | | | | | | | | | |
| VE1561A | NA/NA BIPOLAR SWITCH |  | KVE0108A | XP ON-OFF SWITCH KIT | <table border="1"> <thead> <tr> <th>Code</th> <th>Description</th> <th>Qty</th> <th>UOM</th> </tr> </thead> <tbody> <tr> <td>VE1170A0</td> <td>D16 OPAQUE NICKEL ELLIPTICAL SUPPORT</td> <td>1</td> <td>PZ</td> </tr> <tr> <td>VE1561A0</td> <td>NA/NA BIPOLAR SWITCH</td> <td>1</td> <td>PZ</td> </tr> <tr> <td>VM1761A0</td> <td>D16 BLACK ELLIPTICAL SUPPORT</td> <td>1</td> <td>PZ</td> </tr> <tr> <td>VM1776A0</td> <td>GOLD "0-1" MATT SILVER KEY</td> <td>1</td> <td>PZ</td> </tr> </tbody> </table> | Code | Description | Qty | UOM | VE1170A0 | D16 OPAQUE NICKEL ELLIPTICAL SUPPORT | 1 | PZ | VE1561A0 | NA/NA BIPOLAR SWITCH | 1 | PZ | VM1761A0 | D16 BLACK ELLIPTICAL SUPPORT | 1 | PZ | VM1776A0 | GOLD "0-1" MATT SILVER KEY | 1 | PZ | | | | | | | | | | | | | | | | | | | |
| | | | | | Code | Description | Qty | UOM | | | | | | | | | | | | | | | | | | | | | | | | | | | | | | | | | | | | |
| | | | | | VE1170A0 | D16 OPAQUE NICKEL ELLIPTICAL SUPPORT | 1 | PZ | | | | | | | | | | | | | | | | | | | | | | | | | | | | | | | | | | | | |
| | | | | | VE1561A0 | NA/NA BIPOLAR SWITCH | 1 | PZ | | | | | | | | | | | | | | | | | | | | | | | | | | | | | | | | | | | | |
| VM1761A0 | D16 BLACK ELLIPTICAL SUPPORT | 1 | PZ | | | | | | | | | | | | | | | | | | | | | | | | | | | | | | | | | | | | | | | | | |
| VM1776A0 | GOLD "0-1" MATT SILVER KEY | 1 | PZ | | | | | | | | | | | | | | | | | | | | | | | | | | | | | | | | | | | | | | | | | |
| <table border="1"> <thead> <tr> <th>Code</th> <th>Description</th> <th>Qty</th> <th>UOM</th> </tr> </thead> <tbody> <tr> <td>VE1530A0</td> <td>GOLD THERMOMETE R BLUE LIGHT COVER</td> <td>1</td> <td>PZ</td> </tr> <tr> <td>VE1535A1</td> <td>230V WHITE LED</td> <td>2</td> <td>PZ</td> </tr> <tr> <td>VE1561A0</td> <td>NA/NA BIPOLAR SWITCH</td> <td>1</td> <td>PZ</td> </tr> <tr> <td>VE1585A0</td> <td>BLUE LIGHT COVER GOLD SINUSOID</td> <td>1</td> <td>PZ</td> </tr> <tr> <td>VM1762A0</td> <td>INNER LAMP SUPPORT</td> <td>2</td> <td>PZ</td> </tr> <tr> <td>VM1794A0</td> <td>250X4.8 PA66 BLACK CLAMP</td> <td>2</td> <td>PZ</td> </tr> <tr> <td>VM1972A0</td> <td>BAKERLUX/CH EFLUX MANUAL CONTROL PANEL</td> <td>1</td> <td>PZ</td> </tr> <tr> <td>VM2007A0</td> <td>FAN SPEED SILVER BUTTON</td> <td>1</td> <td>PZ</td> </tr> <tr> <td>VM2009A0</td> <td>ELLIPTICAL SILVER SUPPORT D16</td> <td>3</td> <td>PZ</td> </tr> <tr> <td>VM2103A0</td> <td>CLAMP LOCK</td> <td>2</td> <td>PZ</td> </tr> </tbody> </table> | Code | Description | Qty | UOM | VE1530A0 | GOLD THERMOMETE R BLUE LIGHT COVER | 1 | PZ | VE1535A1 | 230V WHITE LED | 2 | PZ | VE1561A0 | NA/NA BIPOLAR SWITCH | 1 | PZ | VE1585A0 | BLUE LIGHT COVER GOLD SINUSOID | 1 | PZ | VM1762A0 | INNER LAMP SUPPORT | 2 | PZ | VM1794A0 | 250X4.8 PA66 BLACK CLAMP | 2 | PZ | VM1972A0 | BAKERLUX/CH EFLUX MANUAL CONTROL PANEL | 1 | PZ | VM2007A0 | FAN SPEED SILVER BUTTON | 1 | PZ | VM2009A0 | ELLIPTICAL SILVER SUPPORT D16 | 3 | PZ | VM2103A0 | CLAMP LOCK | 2 | PZ |
| Code | Description | Qty | UOM | | | | | | | | | | | | | | | | | | | | | | | | | | | | | | | | | | | | | | | | | |
| VE1530A0 | GOLD THERMOMETE R BLUE LIGHT COVER | 1 | PZ | | | | | | | | | | | | | | | | | | | | | | | | | | | | | | | | | | | | | | | | | |
| VE1535A1 | 230V WHITE LED | 2 | PZ | | | | | | | | | | | | | | | | | | | | | | | | | | | | | | | | | | | | | | | | | |
| VE1561A0 | NA/NA BIPOLAR SWITCH | 1 | PZ | | | | | | | | | | | | | | | | | | | | | | | | | | | | | | | | | | | | | | | | | |
| VE1585A0 | BLUE LIGHT COVER GOLD SINUSOID | 1 | PZ | | | | | | | | | | | | | | | | | | | | | | | | | | | | | | | | | | | | | | | | | |
| VM1762A0 | INNER LAMP SUPPORT | 2 | PZ | | | | | | | | | | | | | | | | | | | | | | | | | | | | | | | | | | | | | | | | | |
| VM1794A0 | 250X4.8 PA66 BLACK CLAMP | 2 | PZ | | | | | | | | | | | | | | | | | | | | | | | | | | | | | | | | | | | | | | | | | |
| VM1972A0 | BAKERLUX/CH EFLUX MANUAL CONTROL PANEL | 1 | PZ | | | | | | | | | | | | | | | | | | | | | | | | | | | | | | | | | | | | | | | | | |
| VM2007A0 | FAN SPEED SILVER BUTTON | 1 | PZ | | | | | | | | | | | | | | | | | | | | | | | | | | | | | | | | | | | | | | | | | |
| VM2009A0 | ELLIPTICAL SILVER SUPPORT D16 | 3 | PZ | | | | | | | | | | | | | | | | | | | | | | | | | | | | | | | | | | | | | | | | | |
| VM2103A0 | CLAMP LOCK | 2 | PZ | | | | | | | | | | | | | | | | | | | | | | | | | | | | | | | | | | | | | | | | | |
| VM1972A | BAKERLUX/CHEFLUX MANUAL CONTROL PANEL |  | KVM1972A | CL/BL MANUAL CONTROL BOARD KIT | | | | | | | | | | | | | | | | | | | | | | | | | | | | | | | | | | | | | | | | |
| VM2007A | FAN SPEED SILVER BUTTON |  | KVM2007A | FAN SPEED BUTTON KIT | <table border="1"> <thead> <tr> <th>Code</th> <th>Description</th> <th>Qty</th> <th>UOM</th> </tr> </thead> <tbody> <tr> <td>VM2007A0</td> <td>FAN SPEED SILVER BUTTON</td> <td>1</td> <td>PZ</td> </tr> </tbody> </table> | Code | Description | Qty | UOM | VM2007A0 | FAN SPEED SILVER BUTTON | 1 | PZ | | | | | | | | | | | | | | | | | | | | | | | | | | | | | | | |
| Code | Description | Qty | UOM | | | | | | | | | | | | | | | | | | | | | | | | | | | | | | | | | | | | | | | | | |
| VM2007A0 | FAN SPEED SILVER BUTTON | 1 | PZ | | | | | | | | | | | | | | | | | | | | | | | | | | | | | | | | | | | | | | | | | |

| COMPONENT | | | SPARE PART | | | | | | | | | | | | | | | | | | | | | | | | | | |
|-----------|--|---|------------|--|--|---------------------------------------|---|----------|---------------------------------------|---|-----------------------------------|-------------|-----|----------|----------------------|--|----|----------|-------------------------------------|--|----|----------|------------------------|---|----|----------|--------------------------------------|---|----|
| Code | Description | Image | Code | Description | Components list | | | | | | | | | | | | | | | | | | | | | | | | |
| VE1556A | THERMAL SWITCH 240V |  | KVE1556A | ENERGY REGULATOR KIT EX-VE023 | <table border="1"> <thead> <tr> <th>Code</th> <th>Description</th> <th>Qty</th> <th>UOM</th> </tr> </thead> <tbody> <tr> <td>MN0045A0</td> <td>GRILL DIAL</td> <td>1</td> <td>PZ</td> </tr> <tr> <td>MN1000A0</td> <td>SILVER INDEX KNOB</td> <td>1</td> <td>PZ</td> </tr> <tr> <td>MN1085A0</td> <td>PLASTIC DIAL ENERGY REGULATOR</td> <td>1</td> <td>PZ</td> </tr> <tr> <td>VE1556A0</td> <td>THERMAL SWITCH 240V</td> <td>1</td> <td>PZ</td> </tr> <tr> <td>VI1850A0</td> <td>M4X6 NICKEL PLATED FIXING SCRE</td> <td>2</td> <td>PZ</td> </tr> </tbody> </table> | Code | Description | Qty | UOM | MN0045A0 | GRILL DIAL | 1 | PZ | MN1000A0 | SILVER INDEX KNOB | 1 | PZ | MN1085A0 | PLASTIC DIAL ENERGY REGULATOR | 1 | PZ | VE1556A0 | THERMAL SWITCH 240V | 1 | PZ | VI1850A0 | M4X6 NICKEL PLATED FIXING SCRE | 2 | PZ |
| | | | | | Code | Description | Qty | UOM | | | | | | | | | | | | | | | | | | | | | |
| | | | | | MN0045A0 | GRILL DIAL | 1 | PZ | | | | | | | | | | | | | | | | | | | | | |
| | | | | | MN1000A0 | SILVER INDEX KNOB | 1 | PZ | | | | | | | | | | | | | | | | | | | | | |
| | | | | | MN1085A0 | PLASTIC DIAL ENERGY REGULATOR | 1 | PZ | | | | | | | | | | | | | | | | | | | | | |
| | | | | | VE1556A0 | THERMAL SWITCH 240V | 1 | PZ | | | | | | | | | | | | | | | | | | | | | |
| VI1850A0 | M4X6 NICKEL PLATED FIXING SCRE | 2 | PZ | | | | | | | | | | | | | | | | | | | | | | | | | | |
| MN1112A | CHEFLUX BAKERLUX TIMER KNOB |  | KMN1112A | CHEFLUX/BAKERLU X TIMER KNOB KIT | <table border="1"> <thead> <tr> <th>Code</th> <th>Description</th> <th>Qty</th> <th>UOM</th> </tr> </thead> <tbody> <tr> <td>MN1112A1</td> <td>CHEFLUX BAKERLUX TIMER KNOB</td> <td>1</td> <td>PZ</td> </tr> </tbody> </table> | Code | Description | Qty | UOM | MN1112A1 | CHEFLUX BAKERLUX TIMER KNOB | 1 | PZ | | | | | | | | | | | | | | | | |
| | | | | | Code | Description | Qty | UOM | | | | | | | | | | | | | | | | | | | | | |
| | | | | | MN1112A1 | CHEFLUX BAKERLUX TIMER KNOB | 1 | PZ | | | | | | | | | | | | | | | | | | | | | |
| | | | | | MN1111A | CHEFLUX BAKERLUX THERMOSTAT KNO |  | KMN1111A | CL/BL THERMOSTAT KNOB (CELSIUS) | <table border="1"> <thead> <tr> <th>Code</th> <th>Description</th> <th>Qty</th> <th>UOM</th> </tr> </thead> <tbody> <tr> <td>MN1111A1</td> <td>CHEFLUX BAKERLUX THERMOSTAT KNOB</td> <td>1</td> <td>PZ</td> </tr> </tbody> </table> | Code | Description | Qty | UOM | MN1111A1 | CHEFLUX BAKERLUX THERMOSTAT KNOB | 1 | PZ | | | | | | | | | | | |
| | | | | | | | | | | Code | Description | Qty | UOM | | | | | | | | | | | | | | | | |
| MN1111A1 | CHEFLUX BAKERLUX THERMOSTAT KNOB | 1 | PZ | | | | | | | | | | | | | | | | | | | | | | | | | | |
| MN1113A | CHEFLUX BAKERLUX HUMIDITY CONTROL KNOB |  | KMN1113A | CL/BL HUMIDITY CONTROL KNOB KIT | | | | | | <table border="1"> <thead> <tr> <th>Code</th> <th>Description</th> <th>Qty</th> <th>UOM</th> </tr> </thead> <tbody> <tr> <td>MN1113A1</td> <td>CHEFLUX BAKERLUX HUMIDITY CONTROL KNOB</td> <td>1</td> <td>PZ</td> </tr> <tr> <td>MN1113A2</td> <td>CHEFLUX BAKERLUX HUMIDITY CONTROL KNOB</td> <td>1</td> <td>PZ</td> </tr> </tbody> </table> | Code | Description | Qty | UOM | MN1113A1 | CHEFLUX BAKERLUX HUMIDITY CONTROL KNOB | 1 | PZ | MN1113A2 | CHEFLUX BAKERLUX HUMIDITY CONTROL KNOB | 1 | PZ | | | | | | | |
| | | | | | Code | Description | Qty | UOM | | | | | | | | | | | | | | | | | | | | | |
| MN1113A1 | CHEFLUX BAKERLUX HUMIDITY CONTROL KNOB | 1 | PZ | | | | | | | | | | | | | | | | | | | | | | | | | | |
| MN1113A2 | CHEFLUX BAKERLUX HUMIDITY CONTROL KNOB | 1 | PZ | | | | | | | | | | | | | | | | | | | | | | | | | | |
| 0N1371B | CHEF-BAKERLUX GAS FUMES DRAFT SWITCH |  | 0N1371B0 | CHEF-BAKERLUX GAS FUMES DRAFT SWITCH | | | | | | | | | | | | | | | | | | | | | | | | | |



| COMPONENT | | | SPARE PART | | | | | | | | | | | | | | | | | | |
|-----------|--------------------------------------|---|------------|--------------------------------------|--|------|-------------|------------------------|-----|----------|------------------------|---|----|----------|------------------------------|---|----|----------|-------------------------------------|---|----|
| Code | Description | Image | Code | Description | Components list | | | | | | | | | | | | | | | | |
| 0N1047A | XG DRAFT SWITCH ENTRANCE RING |  | 0N1047A0 | XG DRAFT SWITCH ENTRANCE RING | | | | | | | | | | | | | | | | | |
| 0N1356A | XVC FUMES SWITCH SIDE PLATE |  | 0N1356A0 | XVC FUMES SWITCH SIDE PLATE | | | | | | | | | | | | | | | | | |
| 0N1210A | XVC GAS DRAFT STOPPER EXTERNAL COVER |  | 0N1210A3 | XVC GAS DRAFT STOPPER EXTERNAL COVER | | | | | | | | | | | | | | | | | |
| 0N1379A | HEAT EXCHANGER LATERAL PANEL |  | 0N1379A0 | HEAT EXCHANGER LATERAL PANEL | | | | | | | | | | | | | | | | | |
| VE1562A | UNIPOLAR NA PUSH BUTTON |  | KVE0107A | SILVER CLOUD LIGHT COVER KIT | <table border="1"> <thead> <tr> <th>Code</th> <th>Description</th> <th>Qty</th> <th>UOM</th> </tr> </thead> <tbody> <tr> <td>VE1562A0</td> <td>UNIPOLAR NA PUSH BUTTO</td> <td>1</td> <td>PZ</td> </tr> <tr> <td>VM1761A0</td> <td>D16 BLACK ELLIPTICAL SUPPORT</td> <td>1</td> <td>PZ</td> </tr> <tr> <td>VM1775A0</td> <td>OPAQUE SILVER KEY WITH GOLD "CLOUD"</td> <td>1</td> <td>PZ</td> </tr> </tbody> </table> | Code | Description | Qty | UOM | VE1562A0 | UNIPOLAR NA PUSH BUTTO | 1 | PZ | VM1761A0 | D16 BLACK ELLIPTICAL SUPPORT | 1 | PZ | VM1775A0 | OPAQUE SILVER KEY WITH GOLD "CLOUD" | 1 | PZ |
| | | | Code | Description | Qty | UOM | | | | | | | | | | | | | | | |
| VE1562A0 | UNIPOLAR NA PUSH BUTTO | 1 | PZ | | | | | | | | | | | | | | | | | | |
| VM1761A0 | D16 BLACK ELLIPTICAL SUPPORT | 1 | PZ | | | | | | | | | | | | | | | | | | |
| VM1775A0 | OPAQUE SILVER KEY WITH GOLD "CLOUD" | 1 | PZ | | | | | | | | | | | | | | | | | | |
| KVE0106A | SILVER FLAME LIGHT COVER KIT | <table border="1"> <thead> <tr> <th>Code</th> <th>Description</th> <th>Qty</th> <th>UOM</th> </tr> </thead> <tbody> <tr> <td>VE1562A0</td> <td>UNIPOLAR NA PUSH BUTTO</td> <td>1</td> <td>PZ</td> </tr> </tbody> </table> | Code | Description | Qty | UOM | VE1562A0 | UNIPOLAR NA PUSH BUTTO | 1 | PZ | | | | | | | | | | | |
| Code | Description | Qty | UOM | | | | | | | | | | | | | | | | | | |
| VE1562A0 | UNIPOLAR NA PUSH BUTTO | 1 | PZ | | | | | | | | | | | | | | | | | | |





| COMPONENT | | | SPARE PART | | | | | | | | | | | | | | |
|-----------|---------------------------------------|---|------------|---------------------------------------|--|------|-------------|-----|-----|----------|-------------------------------|----|----|----------|---------------------------------|---|----|
| Code | Description | Image | Code | Description | Components list | | | | | | | | | | | | |
| VE1562A | UNIPOLAR NA PUSH BUTTON |  | KVE0106A | SILVER FLAME LIGHT COVER KIT | <table border="1"> <thead> <tr> <th>Code</th> <th>Description</th> <th>Qty</th> <th>UOM</th> </tr> </thead> <tbody> <tr> <td>VM1761A0</td> <td>D16 BLACK ELLIPTICAL SUPPORT</td> <td>1</td> <td>PZ</td> </tr> <tr> <td>VM1774A0</td> <td>SILVER OPAQUE KEY W/ GOLD FLAME</td> <td>1</td> <td>PZ</td> </tr> </tbody> </table> | Code | Description | Qty | UOM | VM1761A0 | D16 BLACK ELLIPTICAL SUPPORT | 1 | PZ | VM1774A0 | SILVER OPAQUE KEY W/ GOLD FLAME | 1 | PZ |
| Code | Description | Qty | UOM | | | | | | | | | | | | | | |
| VM1761A0 | D16 BLACK ELLIPTICAL SUPPORT | 1 | PZ | | | | | | | | | | | | | | |
| VM1774A0 | SILVER OPAQUE KEY W/ GOLD FLAME | 1 | PZ | | | | | | | | | | | | | | |
| VM2009A | ELLIPTICAL SILVER SUPPORT D16 |  | KVM2009A | D16 SILVER ELLIPTICAL SUPPORT KIT | <table border="1"> <thead> <tr> <th>Code</th> <th>Description</th> <th>Qty</th> <th>UOM</th> </tr> </thead> <tbody> <tr> <td>VM2009A0</td> <td>ELLIPTICAL SILVER SUPPORT D16</td> <td>1</td> <td>PZ</td> </tr> </tbody> </table> | Code | Description | Qty | UOM | VM2009A0 | ELLIPTICAL SILVER SUPPORT D16 | 1 | PZ | | | | |
| Code | Description | Qty | UOM | | | | | | | | | | | | | | |
| VM2009A0 | ELLIPTICAL SILVER SUPPORT D16 | 1 | PZ | | | | | | | | | | | | | | |
| VM2078A | SILVER MATT KEY W/ BLACK FLAME |  | VM2078A0 | SILVER MATT KEY W/ BLACK FLAME | | | | | | | | | | | | | |
| 0F1463A | CHEF-BAKERLUX 89- EXTERNAL BACK PANEL |  | 0F1463A0 | CHEF-BAKERLUX 89- EXTERNAL BACK PANEL | | | | | | | | | | | | | |
| VI1081A | M6X25 STAINLESS STEEL SCREW |  | KVI1081A | 10PCS. M6X25 ST.STEEL SCREW KI | <table border="1"> <thead> <tr> <th>Code</th> <th>Description</th> <th>Qty</th> <th>UOM</th> </tr> </thead> <tbody> <tr> <td>VI1081A0</td> <td>M6X25 STAINLESS STEEL SCREW</td> <td>10</td> <td>PZ</td> </tr> </tbody> </table> | Code | Description | Qty | UOM | VI1081A0 | M6X25 STAINLESS STEEL SCREW | 10 | PZ | | | | |
| Code | Description | Qty | UOM | | | | | | | | | | | | | | |
| VI1081A0 | M6X25 STAINLESS STEEL SCREW | 10 | PZ | | | | | | | | | | | | | | |



| COMPONENT | | | SPARE PART | | | | | | | | | | | | | | | | | | | | | | | | | | |
|-----------|---|---|------------|---|--|------|-------------|-----|-----|----------|--------------------------------------|---|----|----------|--------------------------------|---|----|----------|-------------------------------|---|----|----------|------------------------------------|---|----|----------|------------------------------|---|----|
| Code | Description | Image | Code | Description | Components list | | | | | | | | | | | | | | | | | | | | | | | | |
| VM2035A | DRAIN PIPE SUPPORT |  | KVM2035A | DRAIN PIPE SUPPORT 2 PCS. KI | <table border="1"> <thead> <tr> <th>Code</th> <th>Description</th> <th>Qty</th> <th>UOM</th> </tr> </thead> <tbody> <tr> <td>VM2035A0</td> <td>DRAIN PIPE SUPPORT</td> <td>2</td> <td>PZ</td> </tr> </tbody> </table> | Code | Description | Qty | UOM | VM2035A0 | DRAIN PIPE SUPPORT | 2 | PZ | | | | | | | | | | | | | | | | |
| Code | Description | Qty | UOM | | | | | | | | | | | | | | | | | | | | | | | | | | |
| VM2035A0 | DRAIN PIPE SUPPORT | 2 | PZ | | | | | | | | | | | | | | | | | | | | | | | | | | |
| VM1190A | CT BT RIGHT DOOR SPRING LATCH |  | KVM1190A | CHEFTOP/BAKERTO P DOOR RIGHT LATCH KIT | <table border="1"> <thead> <tr> <th>Code</th> <th>Description</th> <th>Qty</th> <th>UOM</th> </tr> </thead> <tbody> <tr> <td>VI0239A1</td> <td>SELF-TAPPIN G SCREW 4.2X25 TCB+ INOX</td> <td>2</td> <td>PZ</td> </tr> <tr> <td>VI1220A1</td> <td>4,2X12 TCB SELF-TAPPIN G SCREW</td> <td>2</td> <td>PZ</td> </tr> <tr> <td>VM1190A2</td> <td>CT BT RIGHT DOOR SPRING LATCH</td> <td>1</td> <td>PZ</td> </tr> <tr> <td>VM1192A1</td> <td>CT BT DOOR SPRING LATCH BACK COVER</td> <td>1</td> <td>PZ</td> </tr> <tr> <td>VM1460A0</td> <td>XBC/XVC RIGHT DOOR LATCH CAP</td> <td>1</td> <td>PZ</td> </tr> </tbody> </table> | Code | Description | Qty | UOM | VI0239A1 | SELF-TAPPIN G SCREW 4.2X25 TCB+ INOX | 2 | PZ | VI1220A1 | 4,2X12 TCB SELF-TAPPIN G SCREW | 2 | PZ | VM1190A2 | CT BT RIGHT DOOR SPRING LATCH | 1 | PZ | VM1192A1 | CT BT DOOR SPRING LATCH BACK COVER | 1 | PZ | VM1460A0 | XBC/XVC RIGHT DOOR LATCH CAP | 1 | PZ |
| Code | Description | Qty | UOM | | | | | | | | | | | | | | | | | | | | | | | | | | |
| VI0239A1 | SELF-TAPPIN G SCREW 4.2X25 TCB+ INOX | 2 | PZ | | | | | | | | | | | | | | | | | | | | | | | | | | |
| VI1220A1 | 4,2X12 TCB SELF-TAPPIN G SCREW | 2 | PZ | | | | | | | | | | | | | | | | | | | | | | | | | | |
| VM1190A2 | CT BT RIGHT DOOR SPRING LATCH | 1 | PZ | | | | | | | | | | | | | | | | | | | | | | | | | | |
| VM1192A1 | CT BT DOOR SPRING LATCH BACK COVER | 1 | PZ | | | | | | | | | | | | | | | | | | | | | | | | | | |
| VM1460A0 | XBC/XVC RIGHT DOOR LATCH CAP | 1 | PZ | | | | | | | | | | | | | | | | | | | | | | | | | | |
| VM1240A | NYLON SUPPORT CAP |  | KVM1240A | 4 PCS COUNTER BRACKET SUPPORT CAP KIT | <table border="1"> <thead> <tr> <th>Code</th> <th>Description</th> <th>Qty</th> <th>UOM</th> </tr> </thead> <tbody> <tr> <td>VM1240A0</td> <td>NYLON SUPPORT CAP</td> <td>4</td> <td>PZ</td> </tr> </tbody> </table> | Code | Description | Qty | UOM | VM1240A0 | NYLON SUPPORT CAP | 4 | PZ | | | | | | | | | | | | | | | | |
| Code | Description | Qty | UOM | | | | | | | | | | | | | | | | | | | | | | | | | | |
| VM1240A0 | NYLON SUPPORT CAP | 4 | PZ | | | | | | | | | | | | | | | | | | | | | | | | | | |
| VM1195A | HOLES BLANKING PLATE XVC204/304/504/704 |  | VM1195A0 | HOLES BLANKING PLATE XVC204/304/504/704 | | | | | | | | | | | | | | | | | | | | | | | | | |



| COMPONENT | | | SPARE PART | | | | | | | | | | | | | | | | | | | | | | | | | | |
|-----------|--------------------------------------|---|------------|---------------------------------------|--|------|-------------|-----|-----|----------|--------------------------------------|---|----|----------|--------------------------------|---|----|----------|-------------------------------|---|----|----------|------------------------------------|---|----|----------|---------------------------------|---|----|
| Code | Description | Image | Code | Description | Components list | | | | | | | | | | | | | | | | | | | | | | | | |
| VM1505A | WALL PASSING WITH DIAPHRAGM |  | KVM1505A | THROUGH-WALL CONNECTION+DIAPHRAGM KIT | <table border="1"> <thead> <tr> <th>Code</th> <th>Description</th> <th>Qty</th> <th>UOM</th> </tr> </thead> <tbody> <tr> <td>VI1220A1</td> <td>4,2X12 TCB SELF-TAPPIN G SCREW</td> <td>1</td> <td>PZ</td> </tr> <tr> <td>VM1505A0</td> <td>WALL PASSING WITH DIAPHRAGM</td> <td>3</td> <td>PZ</td> </tr> <tr> <td>VM2055A0</td> <td>UPPER THROUGH-WALL CONNECTION</td> <td>1</td> <td>PZ</td> </tr> <tr> <td>VM2056A0</td> <td>LOWER THROUGH-WALL CONNECTION</td> <td>1</td> <td>PZ</td> </tr> <tr> <td>VM2061A0</td> <td>ACCESSORIES CABLES WALL PASSING</td> <td>1</td> <td>PZ</td> </tr> </tbody> </table> | Code | Description | Qty | UOM | VI1220A1 | 4,2X12 TCB SELF-TAPPIN G SCREW | 1 | PZ | VM1505A0 | WALL PASSING WITH DIAPHRAGM | 3 | PZ | VM2055A0 | UPPER THROUGH-WALL CONNECTION | 1 | PZ | VM2056A0 | LOWER THROUGH-WALL CONNECTION | 1 | PZ | VM2061A0 | ACCESSORIES CABLES WALL PASSING | 1 | PZ |
| Code | Description | Qty | UOM | | | | | | | | | | | | | | | | | | | | | | | | | | |
| VI1220A1 | 4,2X12 TCB SELF-TAPPIN G SCREW | 1 | PZ | | | | | | | | | | | | | | | | | | | | | | | | | | |
| VM1505A0 | WALL PASSING WITH DIAPHRAGM | 3 | PZ | | | | | | | | | | | | | | | | | | | | | | | | | | |
| VM2055A0 | UPPER THROUGH-WALL CONNECTION | 1 | PZ | | | | | | | | | | | | | | | | | | | | | | | | | | |
| VM2056A0 | LOWER THROUGH-WALL CONNECTION | 1 | PZ | | | | | | | | | | | | | | | | | | | | | | | | | | |
| VM2061A0 | ACCESSORIES CABLES WALL PASSING | 1 | PZ | | | | | | | | | | | | | | | | | | | | | | | | | | |
| VM1192A | CT BT DOOR SPRING LATCH BACK COVER |  | KVM1191A | CHEFTOP/BAKERTOP DOOR LEFT LATCH KIT | <table border="1"> <thead> <tr> <th>Code</th> <th>Description</th> <th>Qty</th> <th>UOM</th> </tr> </thead> <tbody> <tr> <td>VI0239A1</td> <td>SELF-TAPPIN G SCREW 4.2X25 TCB+ INOX</td> <td>2</td> <td>PZ</td> </tr> <tr> <td>VI1220A1</td> <td>4,2X12 TCB SELF-TAPPIN G SCREW</td> <td>2</td> <td>PZ</td> </tr> <tr> <td>VM1191A2</td> <td>CT BT LEFT DOOR SPRING LATCH</td> <td>1</td> <td>PZ</td> </tr> <tr> <td>VM1192A1</td> <td>CT BT DOOR SPRING LATCH BACK COVER</td> <td>1</td> <td>PZ</td> </tr> <tr> <td>VM1460A0</td> <td>XBC/XVC RIGHT DOOR LATCH CAP</td> <td>1</td> <td>PZ</td> </tr> </tbody> </table> | Code | Description | Qty | UOM | VI0239A1 | SELF-TAPPIN G SCREW 4.2X25 TCB+ INOX | 2 | PZ | VI1220A1 | 4,2X12 TCB SELF-TAPPIN G SCREW | 2 | PZ | VM1191A2 | CT BT LEFT DOOR SPRING LATCH | 1 | PZ | VM1192A1 | CT BT DOOR SPRING LATCH BACK COVER | 1 | PZ | VM1460A0 | XBC/XVC RIGHT DOOR LATCH CAP | 1 | PZ |
| Code | Description | Qty | UOM | | | | | | | | | | | | | | | | | | | | | | | | | | |
| VI0239A1 | SELF-TAPPIN G SCREW 4.2X25 TCB+ INOX | 2 | PZ | | | | | | | | | | | | | | | | | | | | | | | | | | |
| VI1220A1 | 4,2X12 TCB SELF-TAPPIN G SCREW | 2 | PZ | | | | | | | | | | | | | | | | | | | | | | | | | | |
| VM1191A2 | CT BT LEFT DOOR SPRING LATCH | 1 | PZ | | | | | | | | | | | | | | | | | | | | | | | | | | |
| VM1192A1 | CT BT DOOR SPRING LATCH BACK COVER | 1 | PZ | | | | | | | | | | | | | | | | | | | | | | | | | | |
| VM1460A0 | XBC/XVC RIGHT DOOR LATCH CAP | 1 | PZ | | | | | | | | | | | | | | | | | | | | | | | | | | |
| | | | KVM1190A | CHEFTOP/BAKERTOP DOOR RIGHT LATCH KIT | <table border="1"> <thead> <tr> <th>Code</th> <th>Description</th> <th>Qty</th> <th>UOM</th> </tr> </thead> <tbody> <tr> <td>VI0239A1</td> <td>SELF-TAPPIN G SCREW 4.2X25 TCB+ INOX</td> <td>2</td> <td>PZ</td> </tr> <tr> <td>VI1220A1</td> <td>4,2X12 TCB SELF-TAPPIN G SCREW</td> <td>2</td> <td>PZ</td> </tr> <tr> <td>VM1190A2</td> <td>CT BT RIGHT DOOR SPRING LATCH</td> <td>1</td> <td>PZ</td> </tr> <tr> <td>VM1192A1</td> <td>CT BT DOOR SPRING LATCH BACK COVER</td> <td>1</td> <td>PZ</td> </tr> <tr> <td>VM1460A0</td> <td>XBC/XVC RIGHT DOOR LATCH CAP</td> <td>1</td> <td>PZ</td> </tr> </tbody> </table> | Code | Description | Qty | UOM | VI0239A1 | SELF-TAPPIN G SCREW 4.2X25 TCB+ INOX | 2 | PZ | VI1220A1 | 4,2X12 TCB SELF-TAPPIN G SCREW | 2 | PZ | VM1190A2 | CT BT RIGHT DOOR SPRING LATCH | 1 | PZ | VM1192A1 | CT BT DOOR SPRING LATCH BACK COVER | 1 | PZ | VM1460A0 | XBC/XVC RIGHT DOOR LATCH CAP | 1 | PZ |
| Code | Description | Qty | UOM | | | | | | | | | | | | | | | | | | | | | | | | | | |
| VI0239A1 | SELF-TAPPIN G SCREW 4.2X25 TCB+ INOX | 2 | PZ | | | | | | | | | | | | | | | | | | | | | | | | | | |
| VI1220A1 | 4,2X12 TCB SELF-TAPPIN G SCREW | 2 | PZ | | | | | | | | | | | | | | | | | | | | | | | | | | |
| VM1190A2 | CT BT RIGHT DOOR SPRING LATCH | 1 | PZ | | | | | | | | | | | | | | | | | | | | | | | | | | |
| VM1192A1 | CT BT DOOR SPRING LATCH BACK COVER | 1 | PZ | | | | | | | | | | | | | | | | | | | | | | | | | | |
| VM1460A0 | XBC/XVC RIGHT DOOR LATCH CAP | 1 | PZ | | | | | | | | | | | | | | | | | | | | | | | | | | |

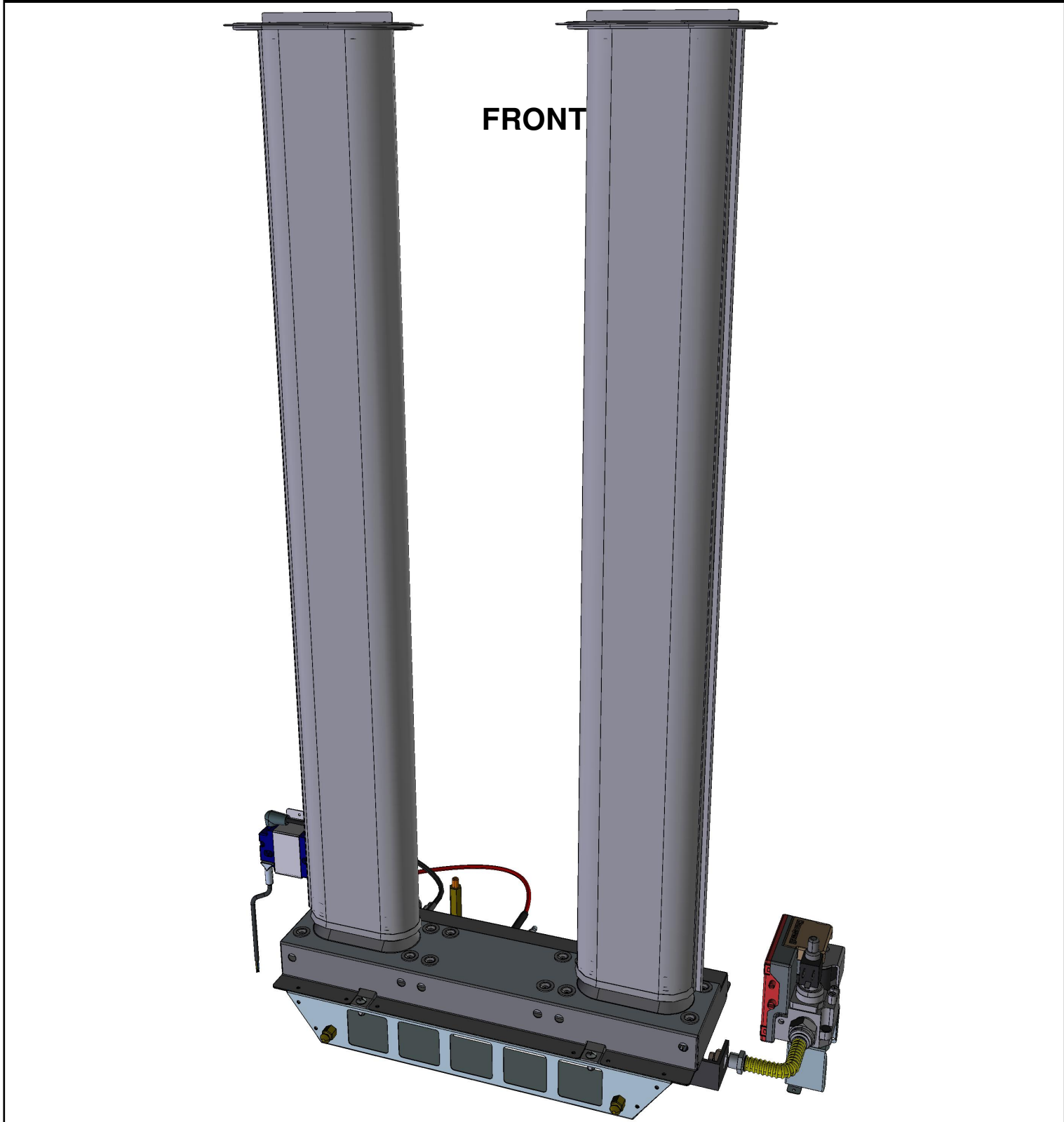
| COMPONENT | | | SPARE PART | | | | | | | | | | | | | | | | | | | | | | | | | | |
|-----------|---|---|------------|---------------------------------------|---|--------------------------------------|-------------|-----|-----|----------|---|---|----|----------|--------------------------------|---|----|----------|------------------------------|---|----|----------|------------------------------------|---|----|----------|------------------------------|---|----|
| Code | Description | Image | Code | Description | Components list | | | | | | | | | | | | | | | | | | | | | | | | |
| VM1191A | CT BT LEFT DOOR SPRING LATCH |  | KVM1191A | CHEFTOP/BAKERTO P DOOR LEFT LATCH KIT | <table border="1"> <thead> <tr> <th>Code</th> <th>Description</th> <th>Qty</th> <th>UOM</th> </tr> </thead> <tbody> <tr> <td>VI0239A1</td> <td>SELF-TAPPIN G SCREW 4.2X25 TCB+ INOX</td> <td>2</td> <td>PZ</td> </tr> <tr> <td>VI1220A1</td> <td>4,2X12 TCB SELF-TAPPIN G SCREW</td> <td>2</td> <td>PZ</td> </tr> <tr> <td>VM1191A2</td> <td>CT BT LEFT DOOR SPRING LATCH</td> <td>1</td> <td>PZ</td> </tr> <tr> <td>VM1192A1</td> <td>CT BT DOOR SPRING LATCH BACK COVER</td> <td>1</td> <td>PZ</td> </tr> <tr> <td>VM1460A0</td> <td>XBC/XVC RIGHT DOOR LATCH CAP</td> <td>1</td> <td>PZ</td> </tr> </tbody> </table> | Code | Description | Qty | UOM | VI0239A1 | SELF-TAPPIN G SCREW 4.2X25 TCB+ INOX | 2 | PZ | VI1220A1 | 4,2X12 TCB SELF-TAPPIN G SCREW | 2 | PZ | VM1191A2 | CT BT LEFT DOOR SPRING LATCH | 1 | PZ | VM1192A1 | CT BT DOOR SPRING LATCH BACK COVER | 1 | PZ | VM1460A0 | XBC/XVC RIGHT DOOR LATCH CAP | 1 | PZ |
| | | | | | Code | Description | Qty | UOM | | | | | | | | | | | | | | | | | | | | | |
| | | | | | VI0239A1 | SELF-TAPPIN G SCREW 4.2X25 TCB+ INOX | 2 | PZ | | | | | | | | | | | | | | | | | | | | | |
| | | | | | VI1220A1 | 4,2X12 TCB SELF-TAPPIN G SCREW | 2 | PZ | | | | | | | | | | | | | | | | | | | | | |
| | | | | | VM1191A2 | CT BT LEFT DOOR SPRING LATCH | 1 | PZ | | | | | | | | | | | | | | | | | | | | | |
| VM1192A1 | CT BT DOOR SPRING LATCH BACK COVER | 1 | PZ | | | | | | | | | | | | | | | | | | | | | | | | | | |
| VM1460A0 | XBC/XVC RIGHT DOOR LATCH CAP | 1 | PZ | | | | | | | | | | | | | | | | | | | | | | | | | | |
| VM1165B | CT BT DOOR UPPER BRACKET |  | KVM1165B | CT BT CL BL DOOR UPPER BRACKET KI | <table border="1"> <thead> <tr> <th>Code</th> <th>Description</th> <th>Qty</th> <th>UOM</th> </tr> </thead> <tbody> <tr> <td>VM1165B0</td> <td>CT BT DOOR UPPER BRACKET</td> <td>1</td> <td>PZ</td> </tr> </tbody> </table> | Code | Description | Qty | UOM | VM1165B0 | CT BT DOOR UPPER BRACKET | 1 | PZ | | | | | | | | | | | | | | | | |
| Code | Description | Qty | UOM | | | | | | | | | | | | | | | | | | | | | | | | | | |
| VM1165B0 | CT BT DOOR UPPER BRACKET | 1 | PZ | | | | | | | | | | | | | | | | | | | | | | | | | | |
| VM1166A | CAP FOR DOOR UPPER STIRRUP XVC204/304/5 |  | KVM1166A | DOOR UPPER BRACKET COVER KI | <table border="1"> <thead> <tr> <th>Code</th> <th>Description</th> <th>Qty</th> <th>UOM</th> </tr> </thead> <tbody> <tr> <td>VM1166A0</td> <td>CAP FOR DOOR UPPER STIRRUP XVC204/304/5</td> <td>1</td> <td>PZ</td> </tr> </tbody> </table> | Code | Description | Qty | UOM | VM1166A0 | CAP FOR DOOR UPPER STIRRUP XVC204/304/5 | 1 | PZ | | | | | | | | | | | | | | | | |
| Code | Description | Qty | UOM | | | | | | | | | | | | | | | | | | | | | | | | | | |
| VM1166A0 | CAP FOR DOOR UPPER STIRRUP XVC204/304/5 | 1 | PZ | | | | | | | | | | | | | | | | | | | | | | | | | | |
| VM1460A | XBC/XVC RIGHT DOOR LATCH CAP |  | KVM1460A | XBC/XVC RIGHT DOOR LATCH CAP KIT | <table border="1"> <thead> <tr> <th>Code</th> <th>Description</th> <th>Qty</th> <th>UOM</th> </tr> </thead> <tbody> <tr> <td>VI0239A1</td> <td>SELF-TAPPIN G SCREW 4.2X25 TCB+ INOX</td> <td>2</td> <td>PZ</td> </tr> <tr> <td>VM1460A0</td> <td>XBC/XVC RIGHT DOOR LATCH CAP</td> <td>1</td> <td>PZ</td> </tr> </tbody> </table> | Code | Description | Qty | UOM | VI0239A1 | SELF-TAPPIN G SCREW 4.2X25 TCB+ INOX | 2 | PZ | VM1460A0 | XBC/XVC RIGHT DOOR LATCH CAP | 1 | PZ | | | | | | | | | | | | |
| Code | Description | Qty | UOM | | | | | | | | | | | | | | | | | | | | | | | | | | |
| VI0239A1 | SELF-TAPPIN G SCREW 4.2X25 TCB+ INOX | 2 | PZ | | | | | | | | | | | | | | | | | | | | | | | | | | |
| VM1460A0 | XBC/XVC RIGHT DOOR LATCH CAP | 1 | PZ | | | | | | | | | | | | | | | | | | | | | | | | | | |



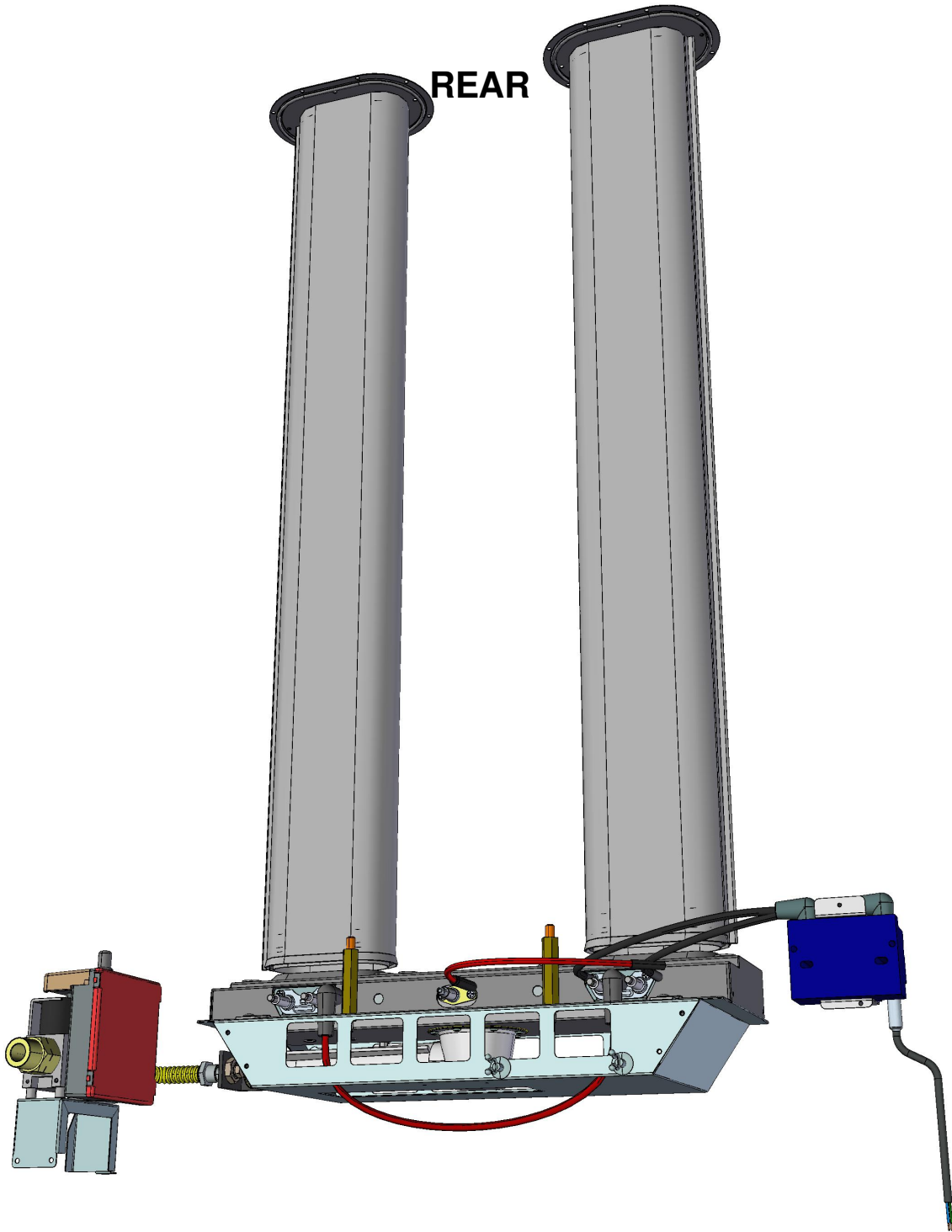
| COMPONENT | | | SPARE PART | | | | | | | | | | |
|-----------|-----------------------------|---|------------|----------------------------------|---|------|-------------|-----|-----|----------|----------------------------|---|----|
| Code | Description | Image | Code | Description | Components list | | | | | | | | |
| VM1461A | XBC/XVC LEFT DOOR LATCH CAP |  | VM1461A0 | XBC/XVC LEFT DOOR LATCH CAP | | | | | | | | | |
| VM1975A | DOOR SUPPORT LOWER BRACKET |  | KVM1975A | CL BL DOOR LOWER BRACKET KIT | <table border="1"> <thead> <tr> <th>Code</th> <th>Description</th> <th>Qty</th> <th>UOM</th> </tr> </thead> <tbody> <tr> <td>VM1975A0</td> <td>DOOR SUPPORT LOWER BRACKET</td> <td>1</td> <td>PZ</td> </tr> </tbody> </table> | Code | Description | Qty | UOM | VM1975A0 | DOOR SUPPORT LOWER BRACKET | 1 | PZ |
| Code | Description | Qty | UOM | | | | | | | | | | |
| VM1975A0 | DOOR SUPPORT LOWER BRACKET | 1 | PZ | | | | | | | | | | |
| VM1974A | BOARD CLOSING PLATE |  | VM1974A0 | BOARD CLOSING PLATE | | | | | | | | | |
| VM2028A | 20X10X4 RUBBER WASHER |  | KVM2028A | 20X10X4 RUBBER WASHER 5 PCS. KIT | <table border="1"> <thead> <tr> <th>Code</th> <th>Description</th> <th>Qty</th> <th>UOM</th> </tr> </thead> <tbody> <tr> <td>VM2028A0</td> <td>20X10X4 RUBBER WASHER</td> <td>5</td> <td>PZ</td> </tr> </tbody> </table> | Code | Description | Qty | UOM | VM2028A0 | 20X10X4 RUBBER WASHER | 5 | PZ |
| Code | Description | Qty | UOM | | | | | | | | | | |
| VM2028A0 | 20X10X4 RUBBER WASHER | 5 | PZ | | | | | | | | | | |









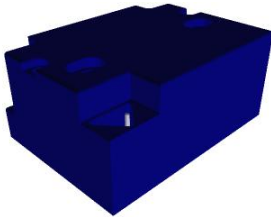
ASM2794A/0.D00 - General overview

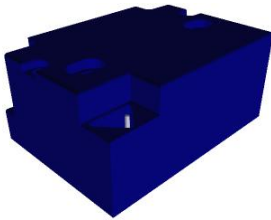
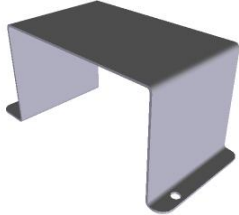




ASM2794A/0.D00 - General overview




| COMPONENT | | | SPARE PART | | | | | | | | | | | | | | | | | | | | | | |
|-----------|--|---|------------|--|---|------|-------------|-----|-----|----------|---|---|----|----------|--|---|----|----------|--|---|----|----------|--|---|----|
| Code | Description | Image | Code | Description | Components list | | | | | | | | | | | | | | | | | | | | |
| VM1610A | CLIP TWIST LOCK DIAM. 7,6-10,2 MM |  | VM1610A0 | CLIP TWIST LOCK DIAM. 7,6-10,2 MM | | | | | | | | | | | | | | | | | | | | | |
| BR1230A | START UP SENSOR CANDLE |  | KBR1230A | XG SERIES SPARK DETECTION CANDLE KIT | <table border="1"> <thead> <tr> <th>Code</th> <th>Description</th> <th>Qty</th> <th>UOM</th> </tr> </thead> <tbody> <tr> <td>BR1230A0</td> <td>START UP SENSOR CANDLE</td> <td>1</td> <td>PZ</td> </tr> </tbody> </table> | Code | Description | Qty | UOM | BR1230A0 | START UP SENSOR CANDLE | 1 | PZ | | | | | | | | | | | | |
| Code | Description | Qty | UOM | | | | | | | | | | | | | | | | | | | | | | |
| BR1230A0 | START UP SENSOR CANDLE | 1 | PZ | | | | | | | | | | | | | | | | | | | | | | |
| BR1310A | XBC-XVC DOUBLE START UP CANDLE |  | KBR1310A | XBC-XVC DOUBLE START UP CANDLE 2PCS. KIT | <table border="1"> <thead> <tr> <th>Code</th> <th>Description</th> <th>Qty</th> <th>UOM</th> </tr> </thead> <tbody> <tr> <td>BR1310A0</td> <td>XBC-XVC DOUBLE START UP CANDLE</td> <td>1</td> <td>PZ</td> </tr> </tbody> </table> | Code | Description | Qty | UOM | BR1310A0 | XBC-XVC DOUBLE START UP CANDLE | 1 | PZ | | | | | | | | | | | | |
| Code | Description | Qty | UOM | | | | | | | | | | | | | | | | | | | | | | |
| BR1310A0 | XBC-XVC DOUBLE START UP CANDLE | 1 | PZ | | | | | | | | | | | | | | | | | | | | | | |
| EL1414A | TWO-STAGE GAS SOLENOID VALVE |  | KEL1414A | BISTABLE GAS VALVE KIT | <table border="1"> <thead> <tr> <th>Code</th> <th>Description</th> <th>Qty</th> <th>UOM</th> </tr> </thead> <tbody> <tr> <td>EL1414A0</td> <td>TWO-STAGE GAS SOLENOID VALVE</td> <td>1</td> <td>PZ</td> </tr> <tr> <td>RC1045A1</td> <td>3/4 FEMALE-3/4 STRAIGHT GAS FITTING</td> <td>1</td> <td>PZ</td> </tr> <tr> <td>RC1325A1</td> <td>FLEXIBLE GAS JOINT 3/8 EST-M13X1</td> <td>1</td> <td>PZ</td> </tr> <tr> <td>VI1130A0</td> <td>ALUMINIUM BUSHING 24X18X1,5 TO HOLD GAS</td> <td>2</td> <td>PZ</td> </tr> </tbody> </table> | Code | Description | Qty | UOM | EL1414A0 | TWO-STAGE GAS SOLENOID VALVE | 1 | PZ | RC1045A1 | 3/4 FEMALE-3/4 STRAIGHT GAS FITTING | 1 | PZ | RC1325A1 | FLEXIBLE GAS JOINT 3/8 EST-M13X1 | 1 | PZ | VI1130A0 | ALUMINIUM BUSHING 24X18X1,5 TO HOLD GAS | 2 | PZ |
| Code | Description | Qty | UOM | | | | | | | | | | | | | | | | | | | | | | |
| EL1414A0 | TWO-STAGE GAS SOLENOID VALVE | 1 | PZ | | | | | | | | | | | | | | | | | | | | | | |
| RC1045A1 | 3/4 FEMALE-3/4 STRAIGHT GAS FITTING | 1 | PZ | | | | | | | | | | | | | | | | | | | | | | |
| RC1325A1 | FLEXIBLE GAS JOINT 3/8 EST-M13X1 | 1 | PZ | | | | | | | | | | | | | | | | | | | | | | |
| VI1130A0 | ALUMINIUM BUSHING 24X18X1,5 TO HOLD GAS | 2 | PZ | | | | | | | | | | | | | | | | | | | | | | |

| COMPONENT | | | SPARE PART | | | | | | | | | | | | | | | | | | | | | | | | | | | | | | | | | | | | | | | | | | |
|-----------|---|---|------------|---------------------------------------|--|------|-------------|-----|-----|----------|---------------------------------------|---|----|----------|-----------------------|---|----|----------|---|-------|---|----------|--------------------------|---|----|----------|-----------------------------|---|----|----------|-----------------------------------|---|----|----------|---|---|----|----------|----------------------------------|---|----|----------|----------------------------------|---|----|
| Code | Description | Image | Code | Description | Components list | | | | | | | | | | | | | | | | | | | | | | | | | | | | | | | | | | | | | | | | |
| VE1055A | HLL 220-240V 5 SEC IGNITION BOX |  | KVE1055A | IGNITION BOX KIT | <table border="1"> <thead> <tr> <th>Code</th> <th>Description</th> <th>Qty</th> <th>UOM</th> </tr> </thead> <tbody> <tr> <td>VE1055A1</td> <td>HLL 220-240V 5 SEC IGNITION BOX</td> <td>1</td> <td>PZ</td> </tr> <tr> <td>VE1060A0</td> <td>COVER FOR VE1055A0</td> <td>1</td> <td>PZ</td> </tr> </tbody> </table> | Code | Description | Qty | UOM | VE1055A1 | HLL 220-240V 5 SEC IGNITION BOX | 1 | PZ | VE1060A0 | COVER FOR VE1055A0 | 1 | PZ | | | | | | | | | | | | | | | | | | | | | | | | | | | | |
| Code | Description | Qty | UOM | | | | | | | | | | | | | | | | | | | | | | | | | | | | | | | | | | | | | | | | | | |
| VE1055A1 | HLL 220-240V 5 SEC IGNITION BOX | 1 | PZ | | | | | | | | | | | | | | | | | | | | | | | | | | | | | | | | | | | | | | | | | | |
| VE1060A0 | COVER FOR VE1055A0 | 1 | PZ | | | | | | | | | | | | | | | | | | | | | | | | | | | | | | | | | | | | | | | | | | |
| VE1060A | COVER FOR VE1055A0 |  | VE1060A0 | COVER FOR VE1055A0 | | | | | | | | | | | | | | | | | | | | | | | | | | | | | | | | | | | | | | | | | |
| 0H6572B | CHEF-BAKERLUX GAS VALVE SUPPORT |  | 0H6572B0 | CHEF-BAKERLUX GAS VALVE SUPPORT | | | | | | | | | | | | | | | | | | | | | | | | | | | | | | | | | | | | | | | | | |
| VE1625A | 5E SERIES GAS LIGHTER |  | KVE0009B | EUROPE VERSION GAS IGNITER KIT | <table border="1"> <thead> <tr> <th>Code</th> <th>Description</th> <th>Qty</th> <th>UOM</th> </tr> </thead> <tbody> <tr> <td>0H5126A0</td> <td>IGNITER FIXING OMEG</td> <td>1</td> <td>PZ</td> </tr> <tr> <td>0H6825A0</td> <td>METAL CLAMP</td> <td>1</td> <td>PZ</td> </tr> <tr> <td>CE1390A0</td> <td>YELLOW CABLE UNIP RUBB.SIL. Ø 0,75 MMQ</td> <td>0.260</td> <td>M</td> </tr> <tr> <td>CE1395A0</td> <td>6,3 X 0,8 ♂MALE FASTO</td> <td>4</td> <td>PZ</td> </tr> <tr> <td>CE1661A0</td> <td>MALE FASTON COVER 6,3X0,</td> <td>4</td> <td>PZ</td> </tr> <tr> <td>CE1777A0</td> <td>HV L=650 STARTER FIDA CABLE</td> <td>2</td> <td>PZ</td> </tr> <tr> <td>CE1777A1</td> <td>HV START UP CABLE L=700 WITH SILICON CAP</td> <td>2</td> <td>PZ</td> </tr> <tr> <td>CE1782A0</td> <td>HV L=300 BRIDGE FIDA CABLE</td> <td>1</td> <td>PZ</td> </tr> <tr> <td>CE1792A0</td> <td>FLAME DETECTOR CANDLE CABL</td> <td>1</td> <td>PZ</td> </tr> </tbody> </table> | Code | Description | Qty | UOM | 0H5126A0 | IGNITER FIXING OMEG | 1 | PZ | 0H6825A0 | METAL CLAMP | 1 | PZ | CE1390A0 | YELLOW CABLE UNIP RUBB.SIL. Ø 0,75 MMQ | 0.260 | M | CE1395A0 | 6,3 X 0,8 ♂MALE FASTO | 4 | PZ | CE1661A0 | MALE FASTON COVER 6,3X0, | 4 | PZ | CE1777A0 | HV L=650 STARTER FIDA CABLE | 2 | PZ | CE1777A1 | HV START UP CABLE L=700 WITH SILICON CAP | 2 | PZ | CE1782A0 | HV L=300 BRIDGE FIDA CABLE | 1 | PZ | CE1792A0 | FLAME DETECTOR CANDLE CABL | 1 | PZ |
| Code | Description | Qty | UOM | | | | | | | | | | | | | | | | | | | | | | | | | | | | | | | | | | | | | | | | | | |
| 0H5126A0 | IGNITER FIXING OMEG | 1 | PZ | | | | | | | | | | | | | | | | | | | | | | | | | | | | | | | | | | | | | | | | | | |
| 0H6825A0 | METAL CLAMP | 1 | PZ | | | | | | | | | | | | | | | | | | | | | | | | | | | | | | | | | | | | | | | | | | |
| CE1390A0 | YELLOW CABLE UNIP RUBB.SIL. Ø 0,75 MMQ | 0.260 | M | | | | | | | | | | | | | | | | | | | | | | | | | | | | | | | | | | | | | | | | | | |
| CE1395A0 | 6,3 X 0,8 ♂MALE FASTO | 4 | PZ | | | | | | | | | | | | | | | | | | | | | | | | | | | | | | | | | | | | | | | | | | |
| CE1661A0 | MALE FASTON COVER 6,3X0, | 4 | PZ | | | | | | | | | | | | | | | | | | | | | | | | | | | | | | | | | | | | | | | | | | |
| CE1777A0 | HV L=650 STARTER FIDA CABLE | 2 | PZ | | | | | | | | | | | | | | | | | | | | | | | | | | | | | | | | | | | | | | | | | | |
| CE1777A1 | HV START UP CABLE L=700 WITH SILICON CAP | 2 | PZ | | | | | | | | | | | | | | | | | | | | | | | | | | | | | | | | | | | | | | | | | | |
| CE1782A0 | HV L=300 BRIDGE FIDA CABLE | 1 | PZ | | | | | | | | | | | | | | | | | | | | | | | | | | | | | | | | | | | | | | | | | | |
| CE1792A0 | FLAME DETECTOR CANDLE CABL | 1 | PZ | | | | | | | | | | | | | | | | | | | | | | | | | | | | | | | | | | | | | | | | | | |

| COMPONENT | | | SPARE PART | | | | | | | | | | | | | | | | | | | | | | | | | | | | | | |
|-----------|--|---|------------|---------------------------------------|--|---|-------------|-----|-----|----------|--|---|----|----------|---------------------------------|-------|----|----------|-----------------------|---|----|----------|--------------------------------|---|----|----------|---|---|----|----------|------------------------------|---|----|
| Code | Description | Image | Code | Description | Components list | | | | | | | | | | | | | | | | | | | | | | | | | | | | |
| VE1625A | 5E SERIES GAS LIGHTER |  | KVE0009B | EUROPE VERSION GAS IGNITER KIT | <table border="1"> <thead> <tr> <th>Code</th> <th>Description</th> <th>Qty</th> <th>UOM</th> </tr> </thead> <tbody> <tr> <td>CE1811A1</td> <td>LIGHTER CONNECTING CABLE PLUG 90°</td> <td>1</td> <td>PZ</td> </tr> <tr> <td>GN1328A1</td> <td>BACK BLACK ADESIVE GASKET 8X3</td> <td>0.500</td> <td>M</td> </tr> <tr> <td>VE1625A0</td> <td>5E SERIES GAS LIGHTER</td> <td>1</td> <td>PZ</td> </tr> <tr> <td>VI1220A1</td> <td>4,2X12 TCB SELF-TAPPIN G SCREW</td> <td>2</td> <td>PZ</td> </tr> <tr> <td>VI1950A0</td> <td>ST. STEEL 4,2X13 TCB SELF-DRILLIN G SCREW</td> <td>1</td> <td>PZ</td> </tr> <tr> <td>VM1255A1</td> <td>THREAD-COV ERING CAP MARUTEX</td> <td>1</td> <td>PZ</td> </tr> </tbody> </table> | Code | Description | Qty | UOM | CE1811A1 | LIGHTER CONNECTING CABLE PLUG 90° | 1 | PZ | GN1328A1 | BACK BLACK ADESIVE GASKET 8X3 | 0.500 | M | VE1625A0 | 5E SERIES GAS LIGHTER | 1 | PZ | VI1220A1 | 4,2X12 TCB SELF-TAPPIN G SCREW | 2 | PZ | VI1950A0 | ST. STEEL 4,2X13 TCB SELF-DRILLIN G SCREW | 1 | PZ | VM1255A1 | THREAD-COV ERING CAP MARUTEX | 1 | PZ |
| | | | | | Code | Description | Qty | UOM | | | | | | | | | | | | | | | | | | | | | | | | | |
| | | | | | CE1811A1 | LIGHTER CONNECTING CABLE PLUG 90° | 1 | PZ | | | | | | | | | | | | | | | | | | | | | | | | | |
| | | | | | GN1328A1 | BACK BLACK ADESIVE GASKET 8X3 | 0.500 | M | | | | | | | | | | | | | | | | | | | | | | | | | |
| | | | | | VE1625A0 | 5E SERIES GAS LIGHTER | 1 | PZ | | | | | | | | | | | | | | | | | | | | | | | | | |
| | | | | | VI1220A1 | 4,2X12 TCB SELF-TAPPIN G SCREW | 2 | PZ | | | | | | | | | | | | | | | | | | | | | | | | | |
| | | | | | VI1950A0 | ST. STEEL 4,2X13 TCB SELF-DRILLIN G SCREW | 1 | PZ | | | | | | | | | | | | | | | | | | | | | | | | | |
| VM1255A1 | THREAD-COV ERING CAP MARUTEX | 1 | PZ | | | | | | | | | | | | | | | | | | | | | | | | | | | | | | |
| OH5126A | IGNITER FIXING OMEGA |  | OH5126A0 | IGNITER FIXING OMEGA | | | | | | | | | | | | | | | | | | | | | | | | | | | | | |
| CE1777A | HV START UP CABLE L=700 WITH SILICON CAP |  | KCE1777A | EUROPE VERSION HV START UP CABLES KIT | <table border="1"> <thead> <tr> <th>Code</th> <th>Description</th> <th>Qty</th> <th>UOM</th> </tr> </thead> <tbody> <tr> <td>CE1777A1</td> <td>HV START UP CABLE L=700 WITH SILICON CAP</td> <td>2</td> <td>PZ</td> </tr> <tr> <td>CE1783A0</td> <td>HIGH VOLTAGE BRIDGE CABLE L=600</td> <td>1</td> <td>PZ</td> </tr> </tbody> </table> | Code | Description | Qty | UOM | CE1777A1 | HV START UP CABLE L=700 WITH SILICON CAP | 2 | PZ | CE1783A0 | HIGH VOLTAGE BRIDGE CABLE L=600 | 1 | PZ | | | | | | | | | | | | | | | | |
| | | | | | Code | Description | Qty | UOM | | | | | | | | | | | | | | | | | | | | | | | | | |
| CE1777A1 | HV START UP CABLE L=700 WITH SILICON CAP | 2 | PZ | | | | | | | | | | | | | | | | | | | | | | | | | | | | | | |
| CE1783A0 | HIGH VOLTAGE BRIDGE CABLE L=600 | 1 | PZ | | | | | | | | | | | | | | | | | | | | | | | | | | | | | | |
| ON1135A | GAS BAFFLE FORK |  | ON1135A2 | GAS BAFFLE FORK | | | | | | | | | | | | | | | | | | | | | | | | | | | | | |



| COMPONENT | | | SPARE PART | | |
|-------------|--------------------|---|-------------|--------------------|------------------------|
| <i>Code</i> | <i>Description</i> | <i>Image</i> | <i>Code</i> | <i>Description</i> | <i>Components list</i> |
| 0N1235A | XBC814G BAFFLE |  | 0N1235A0 | XBC814G BAFFLE | |