

Apach

BAKERY *Line*

**FORNO ROTATIVO
ROTARY RACK OVEN
FOUR ROTATIF
HORNO ROTATIVO
STIKKEN OFEN**

B series and C series



**MANUALE RICAMBI
SPARE PARTS MANUAL
CATALOGUE DES PIECES DE RECHANGE
LISTA REPUESTOS
ERSATZTEILLISTE
02-2020 REV. A**

LA DITTA EUROPA S.r.l. SI RITIENE AUTORIZZATA A VARIARE I DATI RIPORTATI NEL PRESENTE MANUALE SENZA DOVER AGGIORNARE QUELLI GIA' DIFUSI .

EUROPA S.R.L. RESERVES THE RIGHT TO VARY THE DATA GIVEN IN THIS MANUAL WITHOUT HAVING TO MODIFY THE DATA ALREADY GIVEN

LA SOCIETE EUROPA S.R.L. PEUT MODIFIER LES DONNEES INDIQUEES DANS LE PRESENT MANUEL SANS DEVOIR METTRE A JOUR LES DONNEES DEJA DIFFUSEES.

LA EMPRESA EUROPA S.r.l. SE CONSIDERA AUTORIZADA A CAMBIAR LOS DATOS DEL PRESENTE MANUAL SIN TENER QUE ACTUALIZAR AQUELLOS YA DIFUNDIDOS.

DIE FIRMA EUROPA S.r.l. IST BERECHTIGT, IN DIESEM HANDBUCH ÄNDERUNGEN AN DEN AUFGEFÜHRTEN DATEN VORZUNEHMEN, OHNE DIE BEREITS AUSGELIEFERTEN AUSGABEN ÜBERARBEITEN ZU MÜSSEN.

Europa s.r.l.

Via Del Lavoro, 53

36034 MOLINA DI MALO (VI) ITALY

Tel.: ++ 39 0445 D637 444

FAX : ++ 39 0445 637 455

INTERNET: WWW.EUROPA-ZONE.COM

e-mail: europa@europa-zone.com


INDICE
CONTENTS
TABLE DES MATIERES
ÍNDICE
INHALTSVERZEICHNIS

VISTA FRONTALE	7
FRONT VIEW	7
VUE DE FACE	7
VISTA FRONTAL	8
VORDERANSICHT	8
VISTA SUPERIORE	7
TOP VIEW	7
VUE DE HAUT EN BAS	7
PLANTA	8
AUFSICHT	8
ESPLOSO MOTORIDUTTORE	10
EXPLODED VIEW: MOTOR REDUCER	10
VUE ECLATEE DU MOTOREDUCTEUR	10
VISTA DESPIEZADA DEL MOTORREDUCTOR	11
EXPLOSIONSZEICHNUNG: GETRIEBEMOTOR	11
ASPIRATORE	13
EXHAUSTER	13
ASPIRATEUR	13
EXTRACTOR	13
ABSAUGER	13
VENTILATORE E MOTORE	13
FAN AND MOTOR	13
VENTILATEUR ET MOTEUR	13
VENTILADOR Y MOTOR	14
VENTILATOR UND MOTOR	14
RESISTENZE (SOLO PER VERSIONI ELETTRICHE)	16
ELECTRIC HEATING ELEMENTS (ONLY FOR ELECTRIC VERSIONS)	16
RESISTANCES (SEULEMENT POUR VERSIONS ELECTRIQUES)	16
RESISTENCIAS (SOLAMENTE PARA VERSIONES ELÉCTRICAS)	17
WIDERSTÄNDE (NUR FÜR ELEKTRISCHE VERSIONEN)	17
CAMERA COMBUSTIONE	17
COMBUSTION CHAMBER	17
CHAMBRE DE COMBUSTION	17
CÁMARA DE COMBUSTIÓN	18
VERBRENNUNGSKAMMER	18
BRUCIATORE	19
BURNER	19
BRULEUR	19
QUEMADOR	19
BRENNER	19
RAMPA - GIUNTO ANTIVIBRANTE	20
RAMP - VIBRATION-DAMPING JOINT	20
RAMPE - JOINT ANTIVIBRATOIRE	20
RAMPA - JUNTA ANTIVIBRATORIA	20
RAMPE – PUFFERVERBINDUNG	20
VAPORIERA A PIATTI	21
PLATE STEAM GENERATOR	21
GENERATEUR DE VAPEUR A PLAQUES	21
GENERADOR DE VAPOR CON PLACAS	21
PLATTENDAMPFERZEUGER	22
GRUPPO ACQUA	23
WATER UNIT	23
GROUPE EAU	23
GRUPO AGUA	24

WASSERGRUPPE	24
AZIONAMENTO VALVOLA AUTOMATICA	25
AUTOMATIC VALVE DRIVE	25
ACTIVATION SOUPAPE AUTOMATIQUE	25
AZIONAMENTO VÁLVULA AUTOMATICA	25
AUTOMATISCHE AKTIVIERUNG DES VENTILS	25
PORTA	26
DOOR	27
PORTE	27
PUERTA	27
TÜR	28
ESPLOSO LUCI	29
EXPLODED VIEW: LIGHTS	29
VUE ECLATEE DES LUMIERES	29
VISTA DESPIEZADA DE LAS LUZES	29
EXPLOSIONSZEICHNUNG FÜR LICHTER	29
COMPONENTI PANNELLO A SCROLLER	31
ROTARY SWITCH CONTROL PANELCOMPONENTS	31
ELEMENTS PANNEAU AVEC BOUTON MULTIFONCTION	32
COMPONENTES PANEL MANDO MULTIFUNCIÓN	32
KOMPONENTEN ROTARY-SWITCH-PANEEEL	32
PANNELLO ELETTROMECCANICO	32
ELECTROMECHANICAL PANEL	33
TABLEAU ELECTROMECHANIQUE	33
PANEL DE MANDOS ELECTROMECHANICO	33
ELEKTROMECHANISCHE STEUERUNG	33
TERMOCOPPIA - TERMOSTATO SICUREZZA CAMERA - TERMOSTATI FUMI	34
THERMOCOUPLE - CHAMBER SAFETY THERMOSTAT - FUMES THERMOSTATS	34
THERMOCOUPLE - THERMOSTAT DE SECURITE DE LA CHAMBRE - THERMOSTATS DES FUMEEES	34
TERMOPAR - TERMOSTATO DE SEGURIDAD DE LA CÁMARA - TERMOSTATOS DE HUMOS	34
THERMOPAAAR - THERMOSTAT FÜR KAMMERSICHERHEIT - RAUCHTHERMOSTATE	34
KIT VISUALIZZATORE	35
DISPLAY KIT	35
KIT ECRAN	35
KIT DISPLAY	35
DISPLAY KIT	35
FINECORSA	36
LIMIT SWICHT	36
FIN DE COURSE	36
FINAL DE CARRERA	36
ENDSCHALTER	36
ISOLANTI	37
INSULATORS	37
MATERIELS ISOLANTS	37
MATERIALES AISLANTES	37
ISOLATIONSMATERIALIEN	37
ACCESSORI	38
ACCESSORIES	38
ACCESSOIRES	38
ACCESORIOS	38
ZUBEHÖR	38
CELLE	37
PROVERS	37
ETUVES	37
ESTUFAS	37
GARSCHRANKE	37
CAVALLETTI	38
STANDS	38
SUPPORTS	38
SUPPORTES	38
HALTERUNGEN	38



			
VISTA FRONTALE			
POS.	CODICE	DESCRIZIONE	
1	61001346	CAPPA COMPLETA B46	
2	44000014	MANOPOLA VALVOLA SCARICO VAPORE	
3	CRUSCOTTO COMANDI	
4	GRUPPO MANIGLIA PORTA (SU SEZIONE "PORTA")	
5	CRUSCOTTO COMPONENTI ELETTRICI	
6	CERNIERA SUPERIORE PORTA	
7	61001308	PORTA COMPLETA B46	
8	CERNIERA INFERIORE PORTA	

			
FRONT VIEW			
POS.	CODE	DESCRIPTION	
1	61001346	COMPLETE HOOD B46	
2	44000014	STEAM OUTLET VALVE KNOB	
3	CONTROL PANEL	
4	DOOR HANDLR GROUP (IN "DOOR" SECTION)	
5	ELECTRONIC ELEMENTS CONTROL PANEL	
6	UPPER HINGE DOOR	
7	61001308	COMPLETE DOOR B46	
8	LOWER HINGE DOOR	

**VUE DE FACE**

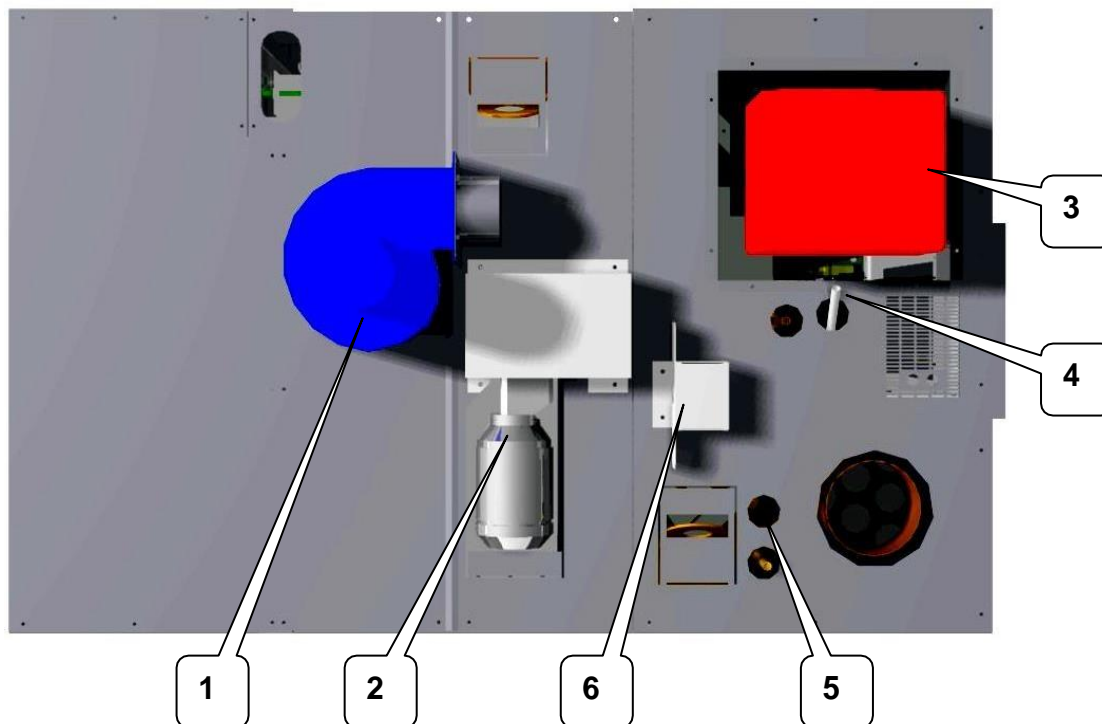
POS.	CODE	DESCRIPTION		
1	61001346	HOTTE COMPLETE B46		
2	44000014	POIGNEE SOUPAPE EVACUATION VAPEUR		
3	-----	PANNEAU DE CONTROLE		
4	-----	GROUPE POIGNEE PORTE (DANS SECTION "PORTE")		
5	-----	TABLEAU ELEMENTS ELECTRIQUES		
6	-----	CHARNIERE SUPERIEURE PORTE		
7	61001308	PORTE COMPLETE B46		
8	-----	CHARNIERE INFERIEURE PORTE		


**VISTA FRONTAL**


POS.	CÓDIGO	DESCRIPCIÓN		
1	61001346	CAMPANA COMPLETA B46		
2	44000014	BOTÓN VÁLVULA DESAGÜE VAPOR		
3	-----	PANEL DE MANDOS		
4	-----	GRUPO MANIJA PUERTA (EN SECCIÓN "PUERTA")		
5	-----	PANEL ELEMENTOS ELECTRICOS		
6	-----	BISAGRA SUPERIOR PUERTA		
7	61001308	PUERTA COMPLETA B46		
8	-----	BISAGRA INFERIOR PUERTA		


**VORDERANSICHT**

POS.	CODE	BESCHREIBUNG		
1	61001346	KOMPLETTE HAUBE B46		
2	44000014	GRIFF ZUM SCHWADENABZUGSVENTIL		
3	-----	STEUERTAFEL		
4	-----	GRUPPE HANDGRIFF TÜR (IM ABSCHNITT "TÜR")		
5	-----	INSTRUMENTENBRETT ELEKTRISCHE TEILE		
6	-----	OBERES SCHARNIER TÜR		
7	61001308	KOMPLETTE TÜR B46		
8	-----	UNTERES SCHARNIER TÜR		



		
VISTA SUPERIORE		
POS.	CODICE	DESCRIZIONE
1	-----	ASPIRATORE VAPORI (SU SEZIONE ASPIRATORE)
2	-----	MOTORIDUTTORE CON FINECORSA CARRELLO (SU SEZIONE MOTORIDUTTORE)
3	-----	BRUCIATORE GAS O GASOLIO (SU SEZIONE BRUCIATORE)
4	-----	SEDE TER TERMOSTATO FUMI (SOLO PER VERSIONI A COMBUSTIBILE , SU TERMOSTATI)
5	-----	SEDE TERMOCOPPIA E TERMOSTATO SICUREZZA CAMERA (SU SEZIONE TERMOSTATI)
6	-----	ELETTROVALVOLA/E VAPORIERA/E (SU SEZIONE GRUPPO ACQUA)

		
TOP VIEW		
POS.	CODE	DESCRIPTION
1	-----	STEAM EXHAUSTER (IN EXHAUSTER SECTION)
2	-----	MOTOR REDUCER WITH RACK LIMIT SWITCH (IN MOTOR REDUCER SECTION)
3	-----	GAS O GAS OIL BURNER (IN BURNER SECTION)
4	-----	HOUSING FOR FUMES THERMOSTAT (ONLY FOR FUEL SUPPLIED VERSIONS, IN THERMOSTATS)
5	-----	HOUSING FOR THERMOCOUPLE AND SAFETY THERMOSTAT CHAMBER (IN THERMOSTATS SECTION)
6	-----	SOLENOID VALVE/ S STEAM GENERATOR/ S (IN WATER UNIT SECTION)

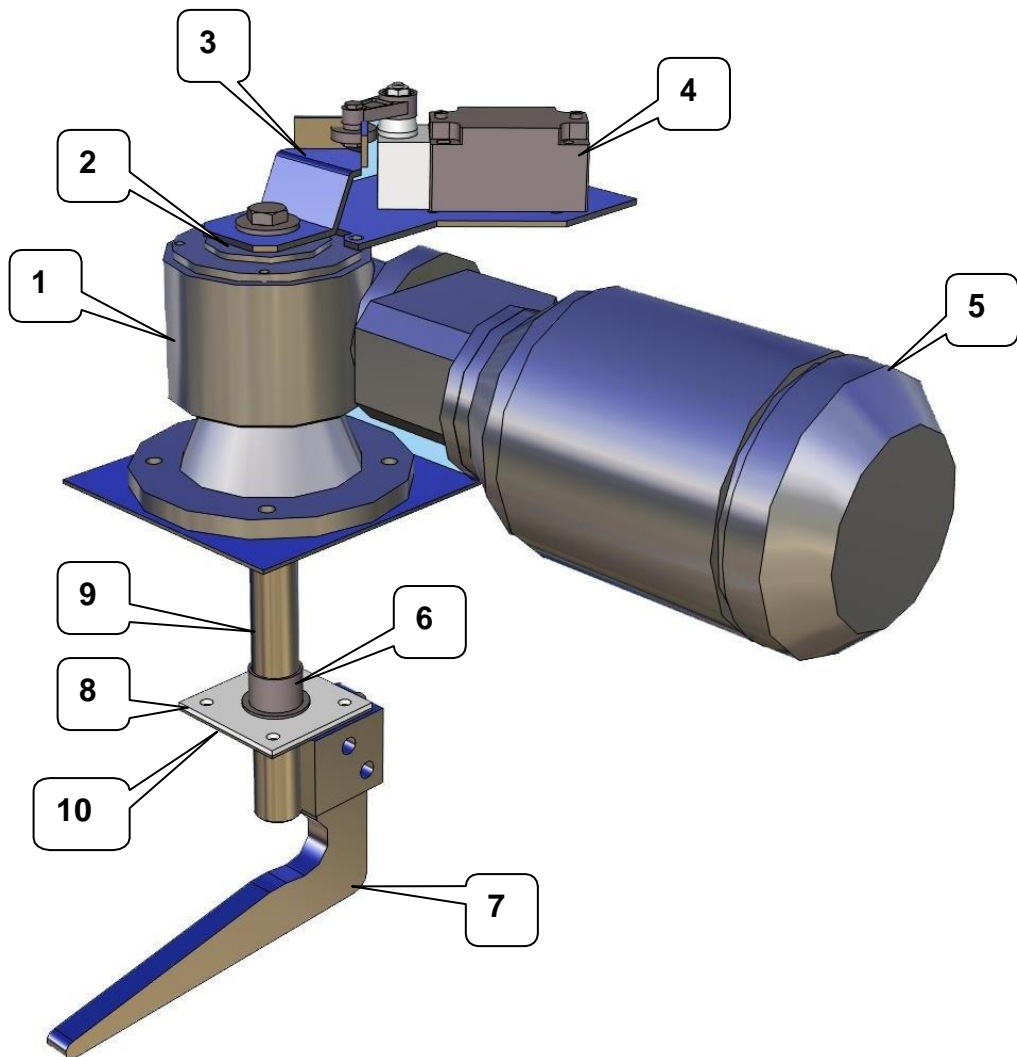
		
VUE DE HAUT EN BAS		
POS.	CODE	DESCRIPTION
1	-----	ASPIRATEUR VAPEURS (DANS SECTION ASPIRATEUR)
2	-----	MOTOREDUCTEUR AVEC FIN DE COURSE CHARIOT (DANS SECTION MOTOREDUCTEURS)
3	-----	BRULEUR GAZ OU GAZOLE (DANS SECTION BRULEUR)
4	-----	LOGEMENT THERMOSTAT FUMEEES (SEULEMENT POUR VERSIONS AVEC COMBUSTIBILE, DANS THERMOSTATS)
5	-----	LOGEMENT TERMOCOUPLE ET THERMOSTAT SECURITE CHAMBRE (DANS SECTION THERMOSTATS)
6	-----	ELETTROVANNE/S GENERATEUR/ S DE VAPEUR (DANS SECTION GROUPE EAU)

**PLANTA**


POS.	CÓDIGO	DESCRIPCIÓN		
1	-----	ASPIRADOR VAPORES (EN SECCIÓN ASPIRADOR)		
2	-----	MOTOREDUCTOR CON TOPE DE CARRERA CARRO (EN SECCIÓN MOTORREDUCTOR)		
3	-----	QUEMADOR GAS O GASÓLEO (EN SECCIÓN QUEMADOR)		
4	-----	ALOJAMIENTO TERMOSTATO HUMOS (SOLAMENTE PARA VERSIONES DE COMBUSTIBLE, EN TERMOSTATOS)		
5	-----	ALOJAMIENTO TERMOPAR Y TERMOSTATO SEGURIDAD CÁMARA (EN SECCIÓN TERMOSTATOS)		
6	-----	ELETTROVÁLVULA/S GENERADORES DE VAPOR (EN SECCIÓN GRUPO AGUA)		

**AUFSICHT**

POS.	CODE	BESCHREIBUNG		
1	-----	SCHWADENABSAUGER (IM ABSCHNITT ABSAUGER)		
2	-----	GETRIEBEMOTOR MIT ENDSCHALTER STIKKENWAGEN (IM ABSCHNITT GETRIEBEMOTOR)		
3	-----	GAS- ODER DIESELÖL BRENNER (IM ABSCHNITT BRENNER)		
4	-----	GEHÄUSE THERMOSTAT RAUCH (NUR FÜR VERSIONEN MIT BRENNSTOFFVERSORGUNG, IN THERMOSTATE)		
5	-----	GEHÄUSE THERMOELEMENT UND SICHERHEITSTHERMOSTAT KAMMER (IM ABSCHNITT THERMOSTATE)		
6	-----	ELEKTROVENTIL/E DAMPFERZEUGER (IM ABSCHNITT WASSEREINHEIT)		



MOTORIDUTTORE CARRELLO
 RACK MOTOR REDUCER
 MOTOREDUCTEUR CHARIOT
 MOTORREDUCTOR CARRO
 GETRIEBEMOTOR STICKENWAGEN



KIT FRIZIONE ALBERO : POS. 2
 SHAFT CLUTCH KIT
 KIT EMBRAYAGE ARBRE
 KIT FRICCIÓN ÁRBOL
 KIT KUPPLUNG WELLE

**ESPLOSO MOTORIDUTTORE**

POS.	CODICE	DESCRIZIONE		
1	31920032	MOTORIDUTTORE COMPLETO DI MOTORE TRIFASE (B46...)		
1	-----	MOTORIDUTTORE COMPLETO DI MOTORE MONOFASE		
2	61001372	KIT FRIZIONE ALBERO		
3	21005969	CAMMA PER FINECORSO POSIZIONE CARRELLO		
4	-----	FINECORSO CARRELLO (SU SEZIONE FINECORSO)		
5	-----	MOTORE PER MOTORIDUTTORE CARRELLO (FORNITO CON IL RIDUTTORE)		
6	57900010	BOCCOLA SCORRIMENTO ALBERO		
7	21005964	GANCIO CARRELLO		
8	43000017	GUARNIZIONE ALBERO		
9	25000604	ALBERO DI ROTAZIONE CARRELLO		
10	21005962	FLANGIA GUARNIZIONE		

**EXPLODED VIEW: MOTOR REDUCER**

POS.	CODE	DESCRIPTION		
1	31920032	MOTOR REDUCER COMPLETE WITH THREE-PHASE MOTOR		
1	-----	MOTOR REDUCER COMPLETE WITH ONE-PHASE MOTOR		
2	61001372	SHAFT CLUTCH KIT		
3	21005969	STOP LIMIT SWITCH CAM RACK POSITION		
4	-----	RACK STOP LIMIT SWITCH (IN LIMIT SWITCH SECTION)		
5	-----	MOTOR FOR RACK MOTOR REDUCER (SUPPLIED WITH THE REDUCER)		
6	57900010	SHAFT SLIDING BUSHING		
7	21005964	RACK HOOK		
8	43000017	SHAFT GASKET		
9	25000604	RACK ROTATION SHAFT		
10	21005962	GASKET FLANGE		

**VUE ECLATEE DU MOTOREDUCTEUR**

POS.	CODE	DESCRIPTION		
1	31920032	MOTOREDUCTEUR COMPLET AVEC MOTEUR TRIPHASE		
1	-----	MOTOREDUCTEUR COMPLET AVEC MOTEUR MONOPHASE		
2	61001372	KIT EMBRAYAGE ARBRE		
3	21005969	CAME DE FIN DE COURSE POSITION CHARIOT		
4	-----	FIN DE COURSE CHARIOT (DANS SECTION FIN DE COURSE)		
5	-----	MOTUER POR MOTOREDUCTEUR CHARIOT (FOURNI AVEC LE REDUCTEUR)		
6	57900010	BAGUE GLISSEMENT ARBRE		
7	21005964	CROCHET CHARIOT		
8	43000017	BOURRELET ARBRE		
9	25000604	ARBRE DE ROTATION CHARIOT		
10	21005962	BRIDE BOURRELET		


**VISTA DESPIEZADA DEL MOTORREDUCTOR**


POS.	CÓDIGO	DESCRIPCIÓN		
1	31920032	MOTORREDUCTOR COMPLETO CON MOTOR TRIFÁSICO		
1	-----	MOTORREDUCTOR COMPLETO CON MOTOR MONOFÁSICO		
2	61001372	KIT FRICCIÓN ÁRBOL		
3	21005969	LEVA PARA TOPE DE CARRERA POSICIÓN CARRO		
4	-----	TOPE DE CARRERA CARRO (EN SECCIÓN TOPE DE CARRERA)		
5	-----	MOTOR PARA MOTORREDUCTOR CARRO (ENTREGADO CON EL REDUCTOR)		
6	57900010	BUJE DESLIZAMIENTO ÁRBOL		
7	21005964	GANCHO CARRO		
8	43000017	GUARNICIÓN ÁRBOL		
9	25000604	ÁRBOL DE ROTACIÓN CARRO		
10	21005962	BRIDA GUARNICIÓN		


**EXPLOSIONSSZEICHNUNG: GETRIEBEMOTOR**


POS.	CODE	BESCHREIBUNG		
1	31920032	GETRIEBEMOTOR KOMPLETT MIT DREI-PHASIGEM MOTOR		
1	-----	GETRIEBEMOTOR KOMPLETT MIT EIN-PHASIGEM MOTOR		
2	61001372	KIT KUPPLUNG WELLE		
3	21005969	ENDSCHLAGSNOCKEN POSITION STIKKENWAGEN		
4	-----	ENDSCHALTER STIKKENWAGEN (IM ABSCHNITT ENDSCHALTER)		
5	-----	MOTOR ZUM GETRIEBEMOTOR STIKKENWAGEN (GELIEFERT MIT UNTERSETZUNGSGETRIEB)		
6	57900010	BUCHSE ZUM GLEITEN DER WELLE		
7	21005964	HAKEN ZUM STIKKENWAGEN		
8	43000017	KUPPLUNG WELLE		
9	25000604	DREHWELLE ZUM STIKKENWAGEN		
10	21005962	FLANSCH ZUR DICHTUNG		





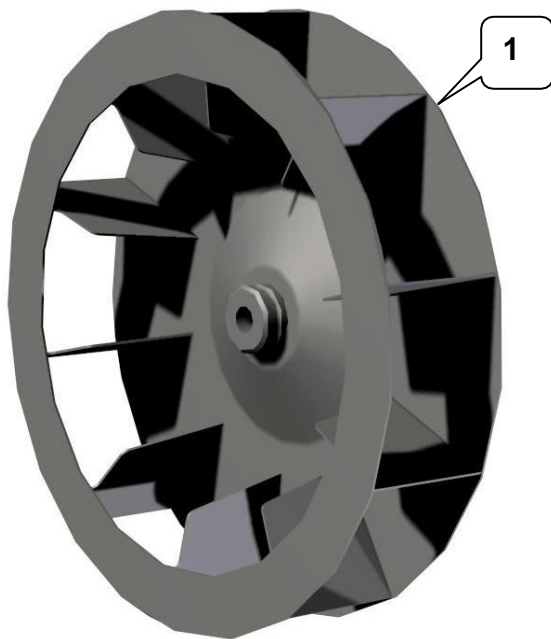
			
ASPIRATORE			
POS.	CODICE	DESCRIZIONE	
1	31900096	ASPIRATORE COMPLETO TRIFASE , 50 / 60 HZ	
1	31900062	ASPIRATORE COMPLETO MONOFASE , 50 / 60 HZ	


			
EXHAUSTER			
POS.	CODE	DESCRIPTION	
1	31900096	COMPLETE ASPIRATOR THREE-PHASE , 50 / 60 HZ	
1	31900062	COMPLETE ASPIRATOR ONE-FASE , 50 / 60 HZ	


			
ASPIRATEUR			
POS.	CODE	DESCRIPTION	
1	31900096	ASPIRATEUR COMPLET TRIPHASE , 50 / 60 HZ	
1	31900062	ASPIRATEUR COMPLET MONOPHASE , 50 / 60 HZ	


			
EXTRACTOR			
POS.	CÓDIGO	DESCRIPCIÓN	
1	31900096	EXTRACTOR COMPLETO TRIFÁSICO , 50 / 60 HZ	
1	31900062	EXTRACTOR COMPLETO MONOFÁSICO , 50 / 60 HZ	

			
ABSAUGER			
POS.	CODE	BESCHREIBUNG	
1	31900096	DAMPFEXTRAKTOR KOMPLETT DREI-PHASIC , 50 / 60 HZ	
1	31900062	DAMPFEXTRAKTOR KOMPLETT EIN-PHASIC , 50 / 60 HZ	



			
VENTILATORE E MOTORE			
POS.	CODICE	DESCRIZIONE	
1	31900069	GIRANTE A 12 PALE A 50HZ	
1	31900070	GIRANTE A 10 PALE A 60HZ	
2	31910056	MOTORE TRIFASE 400V , 50 / 60 HZ	
2	31910057	MOTORE TRIFASE 230V , 50 / 60 HZ	
2	31910086	MOTORE MONOFASE A 50 HZ, 4P	

			
FAN AND MOTOR			
POS.	CODE	DESCRIPTION	
1	31900069	12 BLADE ROTOR 50HZ	
1	31900070	10 BLADE ROTOR A 60HZ	
2	31910056	THREE-PHASE MOTOR 400V , 50 / 60 HZ	
2	31910057	THREE-PHASE MOTOR 230V , 50 / 60 HZ	
2	31910086	ONE-PHASE MOTOR 50 HZ, 4P	


			
VENTILATEUR ET MOTEUR			
POS.	CODE	DESCRIPTION	
1	31900069	ROTEUR A 12 PALES A 50HZ	
1	31900070	ROTEUR A 10 PALES A 60HZ	
2	31910056	MOTEUR TRIPHASE 400V , 50 / 60 HZ	
2	31910057	MOTEUR TRIPHASE 230V , 50 / 60 HZ	
2	31910086	MOTEUR MONOPHASE A 50 HZ, 4P	

**VENTILADOR Y MOTOR**


POS.	CÓDIGO	DESCRIPCIÓN		
1	31900069	ROTOR A 12 PALAS A 50HZ		
1	31900070	ROTOR A 10 PALAS A 60HZ		
2	31910056	MOTOR TRIFÁSICO 400V , 50 / 60 HZ		
2	31910057	MOTOR TRIFÁSICO 230V , 50 / 60 HZ		
2	31910086	MOTOR MONOFÁSICO A 50 HZ, 4P		


**VENTILATOR UND MOTOR**

POS.	CODE	BESCHREIBUNG		
1	31900069	LÄUFER MIT 12 FLÜGEL 50HZ		
1	31900070	LÄUFER MIT 10 FLÜGEL A 60HZ		
2	31910056	MOTOR DREI-PHASIG 400V , 50 / 60 HZ		
2	31910057	MOTOR DREI-PHASIG 230V , 50 / 60 HZ		
2	31910086	MOTOR EIN-PHASIG 50 HZ, 4P		



			
RESISTENZE (SOLO PER VERSIONI ELETTRICHE)			
POS.	CODICE	DESCRIZIONE	
1	33010044	RESISTENZA ELETTRICA DA 6000W 230V	
1	33010022	RESISTENZA ELETTRICA DA 8000W 230V	
1	33010045	RESISTENZA ELETTRICA DA 10.000W 230V	
2	21006426	PONTE COLLEGAMENTO RESISTENZA A STELLA INT.17	
3	21006427	PONTE COLLEGAMENTO RESISTENZA A TRIANGOLO INT.45	
4	21006428	PONTE COLLEGAMENTO RESISTENZA A TRIANGOLO INT.62	
5	21006429	PONTE COLLEGAMENTO RESISTENZA A TRIANGOLO INT.79	

			
ELECTRIC HEATING ELEMENTS (ONLY FOR ELECTRIC VERSIONS)			
POS.	CODE	DESCRIPTION	
1	33010044	ELECTRIC HEATING ELEMENT 6000W 230V	
1	33010022	ELECTRIC HEATING ELEMENT 8000W 230V	
1	33010045	ELECTRIC HEATING ELEMENT 10.000W 230V	
2	21006426	STAR CONNECTION JUMPER OF HEATING ELEMENT INT.17	
3	21006427	DELTA CONNECTION JUMPER OF HEATING ELEMENT INT.45	
4	21006428	DELTA CONNECTION JUMPER OF HEATING ELEMENT INT.62	
5	21006429	DELTA CONNECTION JUMPER OF HEATING ELEMENT INT.79	

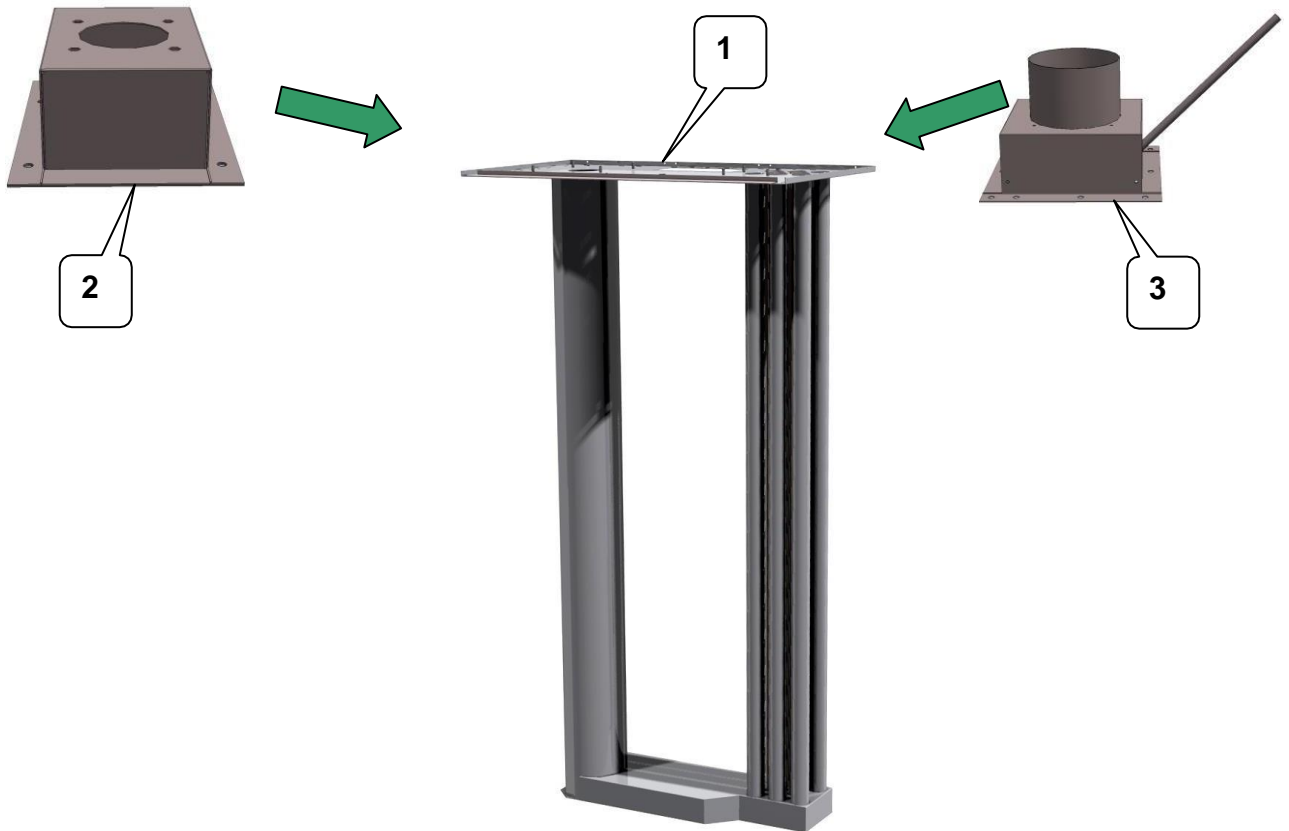
			
RESISTANCES (SEULEMENT POUR VERSIONS ELECTRIQUES)			
POS.	CODE	DESCRIPTION	
1	33010044	RESISTANCE ELECTRIQUE DE 6000W 230V	
1	33010022	RESISTANCE ELECTRIQUE DE 8000W 230V	
1	33010045	RESISTANCE ELECTRIQUE DE 10.000W 230V	
2	21006426	PONT CONNECTION RESISTANCE ETOILE INT.17	
3	21006427	PONT CONNECTION RESISTANCE TRIANGLE INT.45	
4	21006428	PONT CONNECTION RESISTANCE TRIANGLE INT.62	
5	21006429	PONT CONNECTION RESISTANCE TRIANGLE INT.79	

**RESISTENCIAS (SOLAMENTE PARA VERSIONES ELÉCTRICAS)**

POS.	CÓDIGO	DESCRIPCIÓN		
1	33010044	RESISTENCIA ELÉCTRICA DE 6000W 230V		
1	33010022	RESISTENCIA ELÉCTRICA DE 8000W 230V		
1	33010045	RESISTENCIA ELÉCTRICA DE 10.000W 230V		
2	21006426	PUENTE CONEXIÓN RESISTENCIA ESTRELLA INT.17		
3	21006427	PUENTE CONEXIÓN RESISTENCIA TRIÁNGULO INT.45		
4	21006428	PUENTE CONEXIÓN RESISTENCIA TRIÁNGULO INT.62		
5	21006429	PUENTE CONEXIÓN RESISTENCIA TRIÁNGULO INT.79		

**WIDERSTÄNDE (NUR FÜR ELEKTRISCHE VERSIONEN)**

POS.	CODE	BESCHREIBUNG		
1	33010044	ELEKTRISCHER WIDERSTAND 6000W 230V		
1	33010022	ELEKTRISCHER WIDERSTAND 8000W 230V		
1	33010045	ELEKTRISCHER WIDERSTAND 10.000W 230V		
2	21006426	BRÜCKE STERNVERBINDUNG WIDERSTAND INT.17		
3	21006427	BRÜCKE DREIECKVERBINDUNG WIDERSTAND INT.45		
4	21006428	BRÜCKE DREIECKVERBINDUNG WIDERSTAND INT.62		
5	21006429	BRÜCKE DREIECKVERBINDUNG WIDERSTAND INT.79		



CAMERA COMBUSTIONE (SOLO PER VERSIONI A COMBUSTIBILE)

POS.	CODICE	DESCRIZIONE		
1	61002156	SCAMBIATORE B46		
1	61002453	SCAMBIATORE C46		
2	61001339	PORTINA BRUCIATORE		
3	61001338	SCATOLA USCITA FUMI		



COMBUSTION CHAMBER (ONLY FOR FUEL-SUPPLIED VERSIONS)

POS.	CODE	DESCRIPTION		
1	61002156	HEAT EXCHANGER B46		
1	61002453	HEAT EXCHANGER C46		
2	61001339	BURNER DOOR		
3	61001338	FUMES OUTLET BOX		



CHAMBRE DE COMBUSTION (SEULEMENT POUR VERSIONS A COMBUSTIBILE)

POS.	CODE	DESCRIPTION		
1	61002156	ECHANGEUR DE CHALEUR B46		
1	61002453	ECHANGEUR DE CHALEUR C46		
2	61001339	PORTE BRULEUR		
3	61001338	BOITE SORTIE FUMEEES		


**CÁMARA DE COMBUSTIÓN**


POS.	CÓDIGO	DESCRIPCIÓN		
1	61002156	INTERCAMBIADOR DE CALOR B46		
1	61002453	INTERCAMBIADOR DE CALOR C46		
2	61001339	PUERTA QUEMADOR		
3	61001338	CAJA DE SALIDA HUMOS		


**VERBRENNUNGSKAMMER**


POS.	CODE	BESCHREIBUNG		
1	61002156	WÄRMETAUSCHER B46		
1	61002453	WÄRMETAUSCHER C46		
2	61001339	TÜR BRENNER		
3	61001338	KASTEN RAUCHAUSGANG		





			
BRUCIATORE			
POS.	CODICE	DESCRIZIONE	
1	32920004	BRUCIATORE RIELLO 40 F5 CE 50HZ A GASOLIO - (32920015, 60HZ)	
1	32920021	BRUCIATORE RIELLO 40 FS5 CE 50 HZ A GAS - (32920018, 60HZ)	


			
BURNER			
POS.	CODE	DESCRIPTION	
1	32920004	GAS OIL-SUPPLIED BURNER RIELLO 40 F5 CE 50HZ - (32920015, 60HZ)	
1	32920021	GAS-SUPPLIED BURNER RIELLO 40 FS5 CE 50 HZ - (32920018, 60HZ)	


			
BRULEUR			
POS.	CODE	DESCRIPTION	
1	32920004	BRULEUR RIELLO 40 F5 CE 50HZ A GAZOLE - (32920015, 60HZ)	
1	32920021	BRULEUR RIELLO 40 FS5 CE 50 HZ A GAZ - (32920018, 60HZ)	


			
QUEMADOR			
POS.	CÓDIGO	DESCRIPCIÓN	
1	32920004	QUEMADOR RIELLO 40 F5 CE 50HZ DE GASÓLEO - (32920015, 60HZ)	
1	32920021	QUEMADOR RIELLO 40 FS5 CE 50 HZ DE GAS - (32920018, 60HZ)	


			
BRENNER			
POS.	CODE	BESCHREIBUNG	
1	32920004	BRENNER RIELLO 40 F5 CE 50HZ MIT DIESELÖLVERSORGUNG - (32920015, 60HZ)	
1	32920021	BRENNER RIELLO 40 FS5 CE 50 HZ MIT GASVERSORGUNG - (32920018, 60HZ)	





			
RAMPA - GIUNTO ANTIVIBRANTE			
POS.	CODICE	DESCRIZIONE	
1	32930064	RAMPA GAS MB DLE 405 B01 (1/2") FS5/FS8	
2	32930072	GIUNTO ANTIVIBRANTE DA 1/2	


			
RAMP - VIBRATION-DAMPING JOINT			
POS.	CODE	DESCRIPTION	
1	32930064	GAS RAMP MB DLE 405 B01 (1/2") FS5/FS8	
2	32930072	VIBRATION-DAMPING JOINT 1/2	


			
RAMPE - JOINT ANTIVIBRATOIRE			
POS.	CODE	DESCRIPTION	
1	32930064	RAMPE GAZ MB DLE 405 B01 (1/2") FS5/FS8	
2	32930072	JOINT ANTIVIBRATOIRE 1/2	


			
RAMPA - JUNTA ANTIVIBRATORIA			
POS.	CÓDIGO	DESCRIPCIÓN	
1	32930064	RAMPA GAS MB DLE 405 B01 (1/2") FS5/FS8	
2	32930072	JUNTA ANTIVIBRATORIA 1/2	


			
RAMPE - PUFFERVERBINDUNG			
POS.	CODE	BESCHREIBUNG	
1	32930064	GASRAMPE MB DLE 405 B01 (1/2") FS5/FS8	
2	32930072	PUFFERVERBINDUNG 1/2	



			
VAPORIERA A PIATTI (OPTIONAL)			
POS.	CODICE	DESCRIZIONE	
1	21005979	VASCHETTA VAPORIERA A PIATTI SUPERIORE FINITA	
2	61001352	VASCHETTA VAPORIERA A PIATTI INFERIORE FINITA	
3	61001306	VASCHETTA VAPORIERA A PIATTI CENTRALE	
4	25900307	PIATTO PER VASCHETTA VAPORIERA	



			
PLATE STEAM GENERATOR (OPTIONAL)			
POS.	CODE	DESCRIPTION	
1	21005979	UPPER PLATE STEAM GENERATOR TANK FINISHED	
2	61001352	LOWER PLATE STEAM GENERATOR TANK FINISHED	
3	61001306	CENTRAL PLATE STEAM GENERATOR TANK FINISHED	
4	25900307	PLATE FOR STEAM GENERATOR TANK	


			
GENERATEUR DE VAPEUR A PLAQUES (OPTIONAL)			
POS.	CODE	DESCRIPTION	
1	21005979	CUVETTE GENERATEUR DE VAPEUR A PLAQUES SUPERIEURE FINIE	
2	61001352	CUVETTE GENERATEUR DE VAPEUR A PLAQUES INFERIEURE FINIE	
3	61001306	CUVETTE GENERATEUR DE VAPEUR A PLAQUES CENTRALE FINIE	
4	25900307	PLAQUE POUR CUVETTE GENERATEUR DE VAPEUR	


			
GENERADOR DE VAPOR CON PLACAS (OPCIONAL)			
POS.	CÓDIGO	DESCRIPCIÓN	
1	21005979	GENERADOR DE VAPOR CON PLACAS SUPERIOR ACABADO	
2	61001352	GENERADOR DE VAPOR CON PLACAS INFERIOR ACABADO	
3	61001306	GENERADOR DE VAPOR CON PLACAS CENTRAL ACABADO	
4	25900307	PLACA PARA GENERADOR DE VAPOR	


**PLATTENDAMPFERZEUGER (OPTIONAL)**

POS.	CODE	BESCHREIBUNG		
1	21005979	OBERER PLATTENDAMPFERZEUGER FERTIG		
2	61001352	UNTERER PLATTENDAMPFERZEUGER FERTIG		
3	61001306	ZENTRALER PLATTENDAMPFERZEUGER		
4	25900307	PLATTE FÜR DAMPFERZEUGER		



			
GRUPPO ACQUA			
POS.	CODICE	DESCRIZIONE	PREZZO
1	55900094	ELETTROVALVOLA ¼" MINI 230 V	
2	55900153	DOPPIA ELETTROVALVOLA ¼" MINI 230 V (SOLO CON OPTIONAL VAPORIERA A PIATTI)	
	25000606	TUBO SPRUZZATORE VAP. VENTOLR , DIAM. 14 , L = 1510	
	55900150	TUBO GOMMA EDPM 10X20 GIALLO , MT. 0,5	
	54900009	FASCETTA STRINGI TUBO	
	55900159	RACCORDO PORTAGOMMA ½" DIAM.10	
	55900124	TUBO NYLONFLEX DN10 F3/4GI-CF3/4GI MM 500	
	55900068	RACCORDO MASCHIO ½"X14 CON OGIVA	

			
WATER UNIT			
POS.	CODE	DESCRIPTION	PRICE
1	55900094	SOLENOID VALVE ¼" MINI 230 V	
2	55900153	DOUBLE SOLENOID VALVE ¼" MINI 230 V (ONLY WITH OPTIONAL PLATE STEAM GENERATOR)	
	25000606	SPRAYER TUBE STEAM FAN , DIAM. 14 , L = 1510	
	55900150	RUBBER TUBE EDPM 10X20 YELLOW , MT. 0.5	
	54900009	HOSE CLAMP	
	55900159	HOSE CLAMP FITTING ½" DIAM.10	
	55900124	TUBE NYLONFLEX DN10 F3/4GI-CF3/4GI MM 500	
	55900068	MALE THREAD JOINT ½"X14 WITH HEAD	

			
GROUPE EAU			
POS.	CODE	DESCRIPTION	PRIX
1	55900094	ELETTROVANNE ¼" MINI 230 V	
2	55900153	DOUBLE ELETTROVANNE ¼" MINI 230 V (SEULEMENT AVEC OPTION GENERATEUR DE VAPEUR A PLAQUES)	
	25000606	TUBE GICLEUR VAP. VENTIL , DIAM. 14 , L = 1510	
	55900150	TUBE CAOUTCHOUC EDPM 10X20 JAUNE , MT. 0,5	
	54900009	BAGUE SERRE TUBE	
	55900159	RACCORD PORTE-JOINT ½" DIAM.10	
	55900124	TUBE NYLONFLEX DN10 F3/4GI-CF3/4GI MM 500	
	55900068	RACCORD FILETAGE MALE ½"X14 AVEC TETE	


**GRUPO AGUA**


POS.	CÓDIGO	DESCRIPCIÓN	PRECIO
1	55900094	ELETTROÁLVULA ¾" MINI 230 V	
2	55900153	ELECTROÁLVULA DOBLE ¾" MINI 230 V (SOLAMENTE CON OPCIÓN GENERADOR DE VAPOR CON PLACAS)	
	25000606	TUBO VAPORIZADOR VAP. VENTILADOR , DIAM. 14 , L = 1510	
	55900150	TUBO GOMA EDPM 10X20 AMARILLO , MT. 0,5	
	54900009	BRIDA APRIETE TUBOS	
	55900159	ADAPTADOR PORTAGOMA ½" DIAM.10	
	55900124	TUBO NYLONFLEX DN10 F3/4GI-CF3/4GI MM 500	
	55900068	ADAPTADOR ROSCA MACHO ½"X14 CON CABEZA	


**WASSERGRUPPE**


POS.	CODE	BESCHREIBUNG	PREIS
1	55900094	ELETTROVENTIL ¾" MINI 230 V	
2	55900153	DOPPELTES ELEKTROVENTIL ¾" MINI 230 V (NUR MIT OPTION PLATTENDAMPFERZEUGER)	
	25000606	SPRÜHROHR DAMPF VENTIL. , DURCHM. 14 , L = 1510	
	55900150	GUMMIROHR EDPM 10X20 GELB , MT. 0,5	
	54900009	ROHRSCHELLE	
	55900159	SCHLAUCHANSCHLUSSSTÜCK ½" DURCHM. 10	
	55900124	ROHR NYLONFLEX DN10 F3/4GI-CF3/4GI MM 500	
	55900068	VERBINDUNGSSTÜCK AUSSENGEWINDE ½"X14 MIT KOPF	




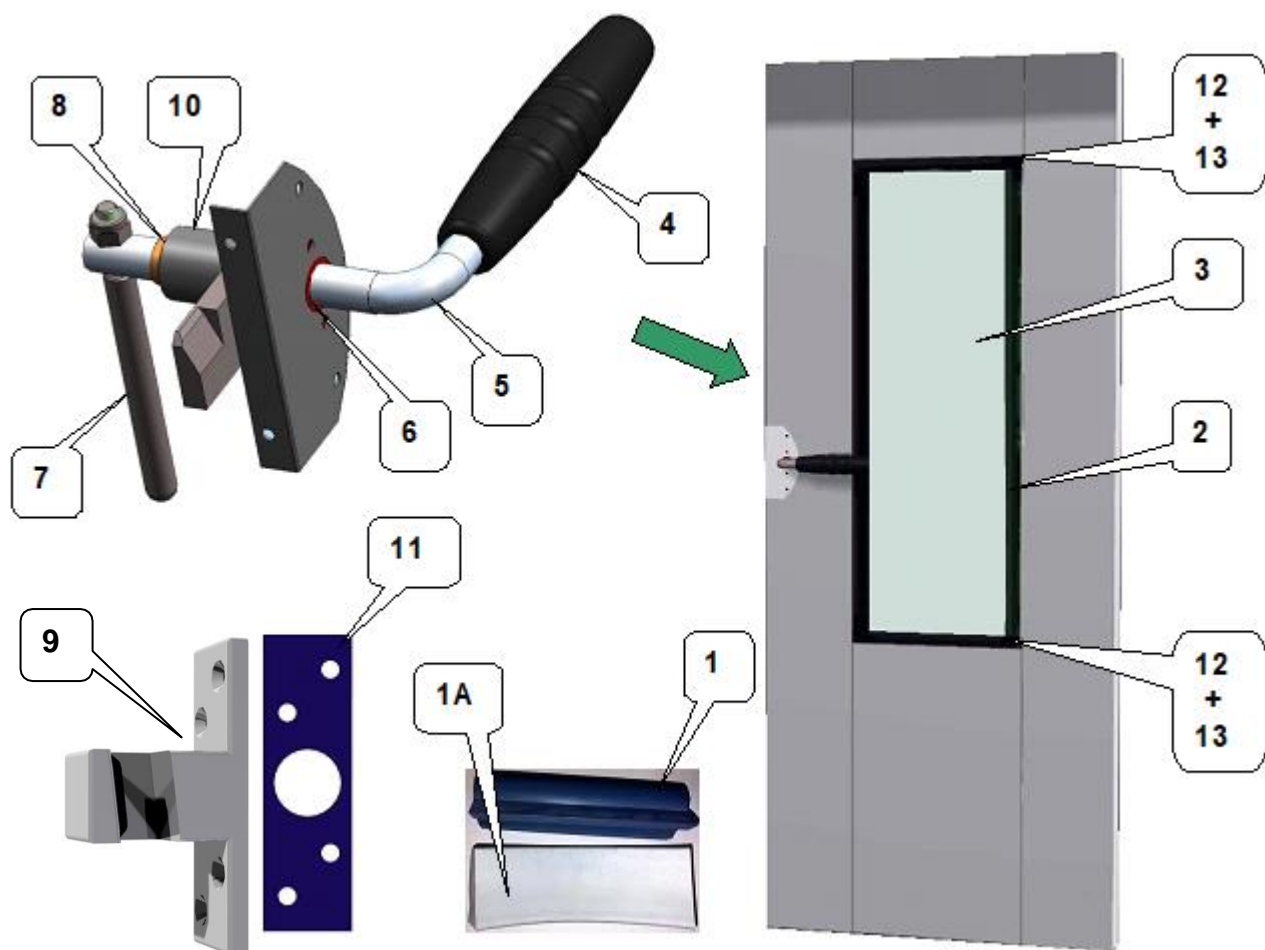
			
AZIONAMENTO VALVOLA AUTOMATICA			
POS.	CODICE	DESCRIZIONE	
1	31920011	MOTORIDUTTORE 45.K60 KIWI 12Nm 6 RPM	
2	39970010	FINECORSA 5A 250V MINIATURA	


			
AUTOMATIC VALVE DRIVE			
POS.	CODE	DESCRIPTION	
1	31920011	MOTOR REDUCER 45.K60 KIWI 12Nm 6 RPM	
2	39970010	LIMIT SWITCH 5A 250V TINY	

			
ACTIVATION SOUPAPE AUTOMATIQUE			
POS.	CODE	DESCRIPTION	
1	31920011	MOTOREDUCTEUR 45.K60 KIWI 12Nm 6 RPM	
2	39970010	FIN DE COURSE 5A 250V EN MINIATURE	

			
AZIONAMENTO VALVULA AUTOMATICA			
POS.	CÓDIGO	DESCRIPCIÓN	
1	31920011	MOTORREDUCTOR 45.K60 KIWI 12Nm 6 RPM	
2	39970010	FINAL DE CARRERA 5A 250V MINÚSC.	

			
AUTOMATISCHE AKTIVIERUNG DES VENTILS			
POS.	CODE	BESCHREIBUNG	
1	31920011	GETRIEBEMOTOR 45.K60 KIWI 12Nm 6 RPM	
2	39970010	ENDSCHALTER 5A 250V MINIATUR	



			
PORTA			
POS.	CODICE	DESCRIZIONE	
1	43900024	GUARNIZIONE SILICONE PORTA AL MT (C series)	
1A	43000027	GUARNIZIONE SILICONE PORTA AL MT (B series)	
2	41000077	VETRO ESTERNO TEMPERATO SERIGRAFATO	
3	41000056	VETRO INTERNO TEMPERATO	
4	43900075	IMPUGNATURA MANIGLIA	
5	61001349	MANIGLIA ESTERNA	
6	44900007	FLANGIA AUTOLUBRIFICATA	
7	26000070	MANIGLIA INTERNA	
8	44900017	BOCCOLA FLANGIATA	
9	54900191	NASELLO (RISCONTRO MANIGLIA)	
10	25000601	DISTANZIALE	
11	21006432	SPESSORE PER NASELLO	
12	54900199	CERNIERE INF. E SUP. PER VETRO ESTERNO (SOLO IN COPPIA)	
13	43000018	GUARNIZIONE IN SILICONE SU CERNIRE PER VETRO	

**DOOR**

POS.	CODE	DESCRIPTION		
1	43900024	DOOR GASKET (C series)		
1A	43000027	DOOR GASKET (B series)		
2	41000077	EXTERNAL TOUGHENED GLASS SILK SCREEN PRINTED		
3	41000056	INTERNAL TOUGHENED GLASS		
4	43900075	HANDLE GRIP		
5	61001349	EXTERNAL HANDLE		
6	44900007	SELF-LUBRICATING FLANGE		
7	26000070	INTERNAL HANDLE		
8	44900017	FLANGED BUSHING		
9	54900191	CATCH (HANDLE STRIKER)		
10	25000601	SPACER		
11	21006432	SHIM FOR CATCH		
12	54900199	UPPER AND LOWER HINGES FOR EXTERNAL GLASS (ONLY IN PAIR)		
13	43000018	SILICONE GASKET ON GLASS HINGES		

**PORTE**

POS.	CODE	DESCRIPTION		
1	43900024	GARNITURE PORTE (C series)		
1A	43000027	GARNITURE PORTE (B series)		
2	41000077	VERRE EXTERNE TREMPE SERIGR.		
3	41000056	VERRE INTERNE TREMPE		
4	43900075	POIGNEE		
5	61001349	POIGNEE EXTERNE		
6	44900007	BRIDE AUTOLUBRIFIANTE		
7	26000070	POIGNEE INTERNE		
8	44900017	BAGUE BRIDE		
9	54900191	ERGOT (RENCONTRE POIGNEE)		
10	25000601	ENTRETOISE		
11	21006432	EPAISSEUR POUR ERGOT		
12	54900199	CHARNIERES INF. ET SUP. POUR VERRE EXTERNE (SEULEMENT EN COUPLE)		
13	43000018	BOURRELET EN SILICONE SUR CHARNIERES POUR VERRE		

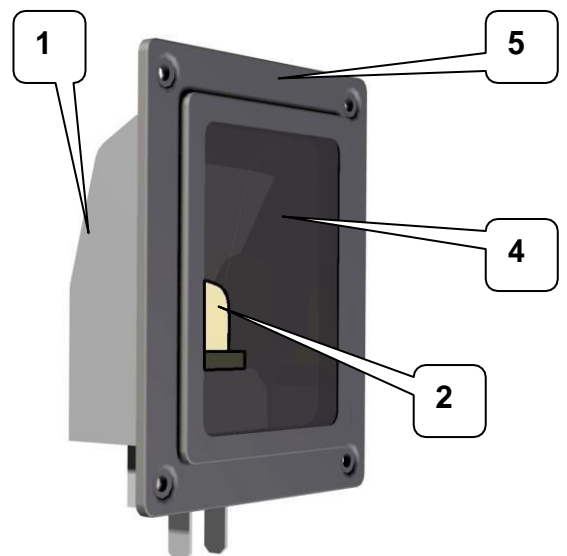

**PUERTA**

POS.	CÓDIGO	DESCRIPCIÓN		
1	43900024	JUNTA PUERTA (C series)		
1A	43000027	JUNTA PUERTA (B series)		
2	41000077	VIDRIO EXTERNO TEMPLADO SERIGRÁF.		
3	41000056	VIDRIO INTERNO TEMPLADO		
4	43900075	EMPUÑADURA MANIJA		
5	61001349	MANIJA EXTERNA		
6	44900007	BRIDA AUTOLUBRICADA		
7	26000070	MANIJA INTERNA		
8	44900017	BUJE CON BRIDA		
9	54900191	PERNO DE RETENCIÓN (ENCAJE MANIJA)		
10	25000601	RIOSTRA		
11	21006432	ESPESOR PARA DIENTE		
12	54900199	BISAGRAS INF. Y SUP. PARA VIDRIO EXTERNO (SOLAMENTE EN PAREJA)		
13	43000018	GUARNICIÓN EN SILICONA EN BISAGRAS PARA VIDRIO		



TUR

POS.	CODE	BESCHREIBUNG		
1	43900024	TÜRDICHTUNG (C series)		
1A	43000027	TÜRDICHTUNG (B series)		
2	41000077	PERIERTES AUSSENGLAS DIEBDRUCK		
3	41000056	TEMPERIERTES INNENGLAS		
4	43900075	HANDGRIFF		
5	61001349	AUSSENHANDGRIFF		
6	44900007	SELBSCHMIERENDES FLANSCH		
7	26000070	INNENHANDGRIFF		
8	44900017	ANGEFLANSCHTE BÜCHSE		
9	54900191	ARRETIERSTIFT (ANSCHLAG HANDGRIFF)		
10	25000601	ABSTANDSTÜCK		
11	21006432	DISTANZSCHEIBE FÜR NASE		
12	54900199	UNTERES UND OBERES SCHARNIER FÜR AUSSENGLAS (NUR IN PAAREN)		
13	43000018	SILIKONDICHTUNG AUF SCHARNIERE FÜR GLAS		



**LUCI**

POS.	CODICE	DESCRIZIONE		
1	39950039	PORTALAMPADA PER LAMPADINA ALOGENA , SENZA VETRO E GUARNIZIONE		
2	39950038	LAMPADINA ALOGENA G9 , 40W , 230V		
1	39950044	PORTALAMPADA PER LAMPADINE ATTACCO E14		
2	39950046	LAMPADINA INCANDESCENZA 25W 230V ATTACCO E14		
3	43000023	GUARNIZIONE 92X77X3 CARTA CERAMICA		
4	41000080	VETRO PORTALAMPADA		
5	54900239	CORNICE METALLICA PER PORTALAMPADA		

**EXPLODED VIEW: LIGHTS**

POS.	CODE	DESCRIPTION		
1	39950039	LAMP HOLDER FOR HALOGENE LAMP, WITHOUT GLASS AND GASKET		
2	39950038	HALOGEN LAMP G9 , 40W , 230V		
1	39950044	LAMP HOLDER FOR INCANDESCENT LAMP		
2	39950046	INCANDESCENT LAMP 25W 230V ATTACHMENT E14		
3	43000023	GASKET 92X77X3 CERAMIC PAPER		
4	41000080	GLASS FOR LAMPHOLDER		
5	54900239	METAL FRAME FOR LAMP HOLDER		

**VUE ECLATEE DES LUMIERES**


POS.	CODE	DESCRIPTION		
1	39950039	PORT-AMPOULE POUR AMPOULE HALOGENE, SANS VERRE ET DOUILLE		
2	39950038	AMPOULE HALOGENE G9 , 40W , 230V		
1	39950044	PORT-AMPOULE POUR AMPOULE A INCANDESCENCE E14		
2	39950046	AMPOULE A INCANDESCENCE 25W 230V ATTACHE E14		
3	43000023	DOUILLE 92X77X3 PAPIER CÉRAMIQUE		
4	41000080	VERRE POUR PORTE-AMPOULE		
5	54900239	CADRE METALLIQUE POUR PORT-AMPOULE		

**VISTA DESPIEZADA DE LAS LUCES**

POS.	CÓDIGO	DESCRIPCIÓN		
1	39950039	PORTALÁMPARAS PARA LÁMPARA HALÓGENA, SIN VIDRIO Y GUARNICIÓN		
2	39950038	LÁMPARA HALÓGENA G9 , 40W , 230V		
1	39950044	PORTALAMPARAS PARA BOMBILLA MONTAJE E14		
2	39950046	BOMBILLA INCANDESCENTE 25W 230V MONTAJE E14		
3	43000023	GUARNICIÓN 92X77X3 PAPEL CERAMICO		
4	41000080	VIDRO PARA PORTALÁMPARAS		
5	54900239	MARCO DE METAL PARA EL PORTALÁMPARAS		

**EXPLOSIONSZEICHNUNG FÜR LICHTER**

POS.	CODE	BESCHREIBUNG		
1	39950039	LAMPENHALTER FÜR HALOGENLAMPE, OHNE GLAS UND DICHTUNG		
2	39950038	HALOGENLAMPE G9 , 40W , 230V		
1	39950044	LAMPENHALTER FÜR GLUHLAMPE E14		
2	39950046	GLUHLAMPE E14 , 25W , 230V		
3	43000023	DICHTUNG 92X77X3 KERAMIKPAPIER		
4	41000080	GLAS FÜR DEN LAMPENHALTER		
5	54900239	METALLRAHMEN FÜR DEN LAMPENHALTER		



COMPONENTI PANNELLO A SCROLLER

POS.	CODICE	DESCRIZIONE		
1	39080088	ROTARY SWITCH 18 IMPULSI/GIRO		
2	39960081	MANOPOLA DIAM. 40 PERNO D. 6 COLORE INOX		
3	44000017	RINFORZO MANOPOLA SCROLLER DIAM. 55X15		
4	39080111	MORSETTIERE PER CENTRALINA POLIFUNZIONALE		
5	39080087	SCHEDA CENTRALINA POLIFUNZIONALE S/MORS.		
6	39960074	INTERRUTTORE 0-1 LUMINOSO VERDE 250V BASCULA		
7	39960073	INTERRUTTORE 0-1 LUMINOSO ARANCIONE 250V BASCULA		
8	39960075	INTERRUTTORE 0-1 NERO 250V BASCULA		
9	39960076	PULSANTE NERO 250V BASCULA		



ROTARY SWITCH CONTROL PANEL COMPONENTS

1	2	3	4	5	6	7	8	9
1	39080088	ROTARY SWITCH 18 PULSES/REVOLUTION						
2	39960081	SWITCH DIAM. 40 PIN D. 6 STAINLESS STEEL COLOUR						
3	44000017	STIFFENER FOR ROTARY SWITCH DIAM. 55X15						
4	39080111	TERMINAL STRIP FOR MULTIFUNCTION CENTRAL UNIT						
5	39080087	MULTIFUNCTION CENTRAL UNIT CARD WITHOUT TERMINAL STRIP						
6	39960074	0-1 LUMINOUS TOGGLE SWITCH GREEN 250V						
7	39960073	0-1 LUMINOUS TOGGLE SWITCH ORANGE 250V						
8	39960075	0-1 TOGGLE SWITCH BLACK 250V						
9	39960076	BLACK TOGGLE SWITCH BUTTON 250V						

**ELEMENTS PANNEAU AVEC BOUTON MULTIFONCTION**

1	39080088	BOUTON MULTIFONCTION 18 PULSATIONS/ REVOLUTION		
2	39960081	BOUTON DIAM. 40 PIVOT D. 6 COULEUR INOX		
3	44000017	RENFORT BOUTON MULTIFONCTION DIAM. 55X15		
4	39080111	BORNIERS POUR CENTRALE MULTIFONCTION		
5	39080087	CARTE CENTRALE MULTIFONCTION SANS BORNIER		
6	39960074	INTERRUPTEUR A BASCULE 0-1 LUMINEUX VERT 250V		
7	39960073	INTERRUPTEUR A BASCULE 0-1 LUMINEUX ORANGE 250V		
8	39960075	INTERRUPTEUR A BASCULE 0-1 NOIR 250V		
9	39960076	BOUTON INTERRUPTEUR A BASCULE NOIR 250V		

**COMPONENTES PANEL MANDO MULTIFUNCIÓN**

1	39080088	MANDO MULTIFUNCIÓN 18 PULSACIONES/REVOLUCIÓN		
2	39960081	MANDO DIÁM. 40 PERNO D. 6 COLOR INOX		
3	44000017	REFUERZO MANDO MULTIFUNCIÓN DIÁM. 55X15		
4	39080111	REGLETAS DE BORNES PARA CIRCUITO DE CONTROL MULTIFUNCIÓN		
5	39080087	FICHA CIRCUITO DE CONTROL MULTIFUNCIÓN SIN REGLETA DE BORNES		
6	39960074	INTERRUPTOR BASCULANTE 0-1 LUMINOSO VERDE 250V		
7	39960073	INTERRUPTOR BASCULANTE 0-1 LUMINOSO NARANJA 250V		
8	39960075	INTERRUPTOR BASCULANTE 0-1 NEGRO 250V		
9	39960076	BOTÓN DE INTERRUPTOR BASCULANTE NEGRO 250V		

**KOMPONENTEN ROTARY-SWITCH-PANEEEL**

1	39080088	ROTARY SWITCH 18 IMPULSE/UMDREHUNG		
2	39960081	GRIFF DURCHM. 40 ZAPFEN D. 6 FARBE ROSTFREIER STAHL		
3	44000017	VERSTÄRKUNG ZUM GRIFF DURCHM. 55X15		
4	39080111	KLEMMLEISTEN FÜR POLYFUNKTIONELLEN SCHALTKASTEN		
5	39080087	KARTE ZUM POLYFUNKTIONELLEN SCHALTKASTEN OHNE KLEMMLEISTE.		
6	39960074	LEUCHT- TOGGLE SCHALTER 0-1 GRÜN 250V		
7	39960073	LEUCHT- TOGGLE SCHALTER 0-1 ORANGE 250V		
8	39960075	LEUCHT- TOGGLE SCHALTER 0-1 SCHWARZ 250V		
9	39960076	SCHWARZE LEUCHT- TOGGLE SCHALTERTASTE 250V		



 PANNELLO ELETTROMECCANICO		
POS.	CODICE	DESCRIZIONE
1	35000023	TERMOREGOLATORE / TIMER
2	39950027	SUONERIA FINE COTTURA
3	39950013	LAMPADINA SPIA SIGNALUX 230V ROSSA
4	39960077	INTERRUTTORE 1-0-2 NERO 250V BASCULA
5	39960076	PULSANTE NERO 250V BASCULA
6	39960074	INTERRUTTORE 0-1 LUMINOSO VERDE 250V BASCULA
7	39960073	INTERRUTTORE 0-1 LUMINOSO ARANCIONE 250V BASCULA
8	39960075	INTERRUTTORE 0-1 NERO 250V BASCULA

**ELECTROMECHANICAL PANEL**

POS.	CODE	DESCRIPTION		
1	35000023	THERMOREGULATOR / TIMER		
2	39950027	END BACKING BUZZER		
3	39950013	LIHT BULB WARNING LIGHT SIGNALUX 230V RED		
4	39960077	0-1-2 TOGGLE SWITCH BLACK 250V		
5	39960076	BLACK TOGGLE SWITCH BUTTON 250V		
6	39960074	0-1 LUMINOUS TOGGLE SWITCH GREEN 250V		
7	39960073	0-1 LUMINOUS TOGGLE SWITCH ORANGE 250V		
8	39960075	0-1 TOGGLE SWITCH BLACK 250V		

**TABLEAU ELECTROMECHANIQUE**


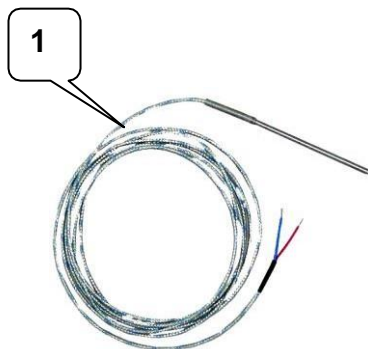
POS.	CODE	DESCRIPTION		
1	35000023	THERMOREGULATEUR / MINUTERIE		
2	39950027	SONNERIE FIN DE CUISSON		
3	39950013	LAMPE AVERTISSEUR SIGNALUX 230V ROUGE		
4	39960077	INTERRUPTEUR A BASCULE 0-1-2 NOIR 250V		
5	39960076	BOUTON INTERRUPTEUR A BASCULE NOIR 250V		
6	39960074	INTERRUPTEUR A BASCULE 0-1 LUMINEUX VERT 250V		
7	39960073	INTERRUPTEUR A BASCULE 0-1 LUMINEUX ORANGE 250V		
8	39960075	INTERRUPTEUR A BASCULE 0-1 NOIR 250V		


**PANEL DE MANDOS ELECTROMECANICO**


POS.	CÓDIGO	DESCRIPCIÓN		
1	35000023	TERMORREGULADOR / TEMPORIZADOR		
2	39950027	ZUMBADOR FINALIZACION DE COCCION		
3	39950013	BOMBILLA INDICADOR SIGNALUX 230V ROJA		
4	39960077	INTERRUPTOR BASCULANTE 0-1-2 NEGRO 250V		
5	39960076	BOTÓN DE INTERRUPTOR BASCULANTE NEGRO 250V		
6	39960074	INTERRUPTOR BASCULANTE 0-1 LUMINOSO VERDE 250V		
7	39960073	INTERRUPTOR BASCULANTE 0-1 LUMINOSO NARANJA 250V		
8	39960075	INTERRUPTOR BASCULANTE 0-1 NEGRO 250V		


**ELEKTROMECHANISCHE STEUERUNG**

POS.	CODE	BESCHREIBUNG		
1	35000023	TEMPERATURREGLER / TIMER		
2	39950027	SIGNALTON ENDE DES BACKVORGANGS		
3	39950013	GLÜHLAMPE KONTROLLEUCHTE SIGNALUX 230V ROT		
4	39960077	LEUCHT- TOGGLE SCHALTER 0-1-2 SCHWARZ 250V		
5	39960076	SCHWARZE LEUCHT- TOGGLE SCHALTERTASTE 250V		
6	39960074	LEUCHT- TOGGLE SCHALTER 0-1 GRÜN 250V		
7	39960073	LEUCHT- TOGGLE SCHALTER 0-1 ORANGE 250V		
8	39960075	LEUCHT- TOGGLE SCHALTER 0-1 SCHWARZ 250V		





			
TERMOCOPPIA - TERMOSTATO SICUREZZA CAMERA - TERMOSTATI FUMI			
POS.	CODICE	DESCRIZIONE	
1	39970057	TERMOCOPPIA J DIAMETRO 4X30 CAVO SCHERMATO 5MT	
2	39930024	TERMOSTATO STB R/M 350°C JUMO	
3	39930044	TERMOSTATO US/L R.M. 90/110°C L. 1500 (SOLO PER VERSIONI A COMBUSTIBILE)	


			
THERMOCOUPLE - CHAMBER SAFETY THERMOSTAT - FUMES THERMOSTATS			
POS.	CODE	DESCRIPTION	
1	39970057	THERMOCOUPLE J DIAMETER 4X30 SHIELDED-CONDUCTOR CABLE 5MT	
2	39930024	THERMOSTAT STB R/M 350°C JUMO	
3	39930044	THERMOSTAT US/L R.M. 90/110°C L. 1500 (ONLY B46C AND C46C)	


			
THERMOCOUPLE - THERMOSTAT DE SECURITE DE LA CHAMBRE - THERMOSTATS DES FUMÉES			
POS.	CODE	DESCRIPTION	
1	39970057	THERMOCOUPLE J DIAMETRE 4X30 CABLE BLINDE 5MT	
2	39930024	THERMOSTAT STB R/M 350°C JUMO	
3	39930044	THERMOSTAT US/L R.M. 90/110°C L. 1500 (SEULEMENT B46C ET C46C)	


			
TERMOPAR - TERMOSTATO DE SEGURIDAD DE LA CÁMARA - TERMOSTATOS DE HUMOS			
POS.	CÓDIGO	DESCRIPCIÓN	
1	39970057	TERMOPAR J DIÁMETRO 4X30 CABLE BLINDADO 5MT	
2	39930024	TERMOSTATO STB R/M 350°C JUMO	
3	39930044	TERMOSTATO US/L R.M. 90/110°C L. 1500 (SOLAMENTE B46C E C46C)	


			
THERMOPAAR - THERMOSTAT FÜR KAMMERSICHERHEIT - RAUCHTHERMOSTATE			
POS.	CODE	BESCHREIBUNG	
1	39970057	THERMOPAAR J DURCHMESSER 4X30 ABGESCHIRMTES KABEL 5MT	
2	39930024	THERMOSTAT STB R/M 350°C JUMO	
3	39930044	THERMOSTAT US/L R.M. 90/110°C L. 1500 (NUR B46C UND C46C)	





			
KIT VISUALIZZATORE			
POS.	CODICE	DESCRIZIONE	
1	35000024	SCHEDA DISPLAY CAPP A C/RS 385	
2	39940008	TRASFORMATORE MONOFASE 30V A 230V 0-24V	


			
DISPLAY KIT			
POS.	CODE	DESCRIPTION	
1	35000024	DISPLAY CARD HOOD C/RS 385	
2	39940008	SINGLE PHASE TRANSFORMER 30V A 230V 0-24V	


			
KIT ECRAN			
POS.	CODE	DESCRIPTION	
1	35000024	CARTE ECRAN HOTTE C/RS 385	
2	39940008	TRANSFORMATEUR MONOPHASE 30V A 230V 0-24V	


			
KIT DISPLAY			
POS.	CÓDIGO	DESCRIPCIÓN	
1	35000024	FICHA DISPLAY CAMPANA C/RS 385	
2	39940008	TRANSFORMADOR MONOFÁSICO 30V A 230V 0-24V	


			
DISPLAY KIT			
POS.	CODE	BESCHREIBUNG	
1	35000024	DISPLAYKARTE HAUBE C/RS 385	
2	39940008	EINPHASIGER TRANSFORMATOR 30V A 230V 0-24V	





			
FINECORSA			
POS.	CODICE	DESCRIZIONE	
1	39970053	FINECORSA PORTA	
2	39970032	FINECORSA CARRELLO	


			
LIMIT SWITCH			
POS.	CODE	DESCRIPTION	
1	39970053	DOOR LIMIT SWITCH	
2	39970032	RACK LIMIT SWITCH	


			
FIN DE COURSE			
POS.	CODE	DESCRIPTION	
1	39970053	FIN DE COURSE PORTE	
2	39970032	FIN DE COURSE CHARIOT	


			
FINAL DE CARRERA			
POS.	CÓDIGO	DESCRIPCIÓN	
1	39970053	FINAL DE CARRERA PUERTA	
2	39970032	FINAL DE CARRERA CARRO	


			
ENDSCHALTER			
POS.	CODE	BESCHREIBUNG	
1	39970053	ENDCHALTER TÜR	
2	39970032	ENDCHALTER STIKKENWAGEN	




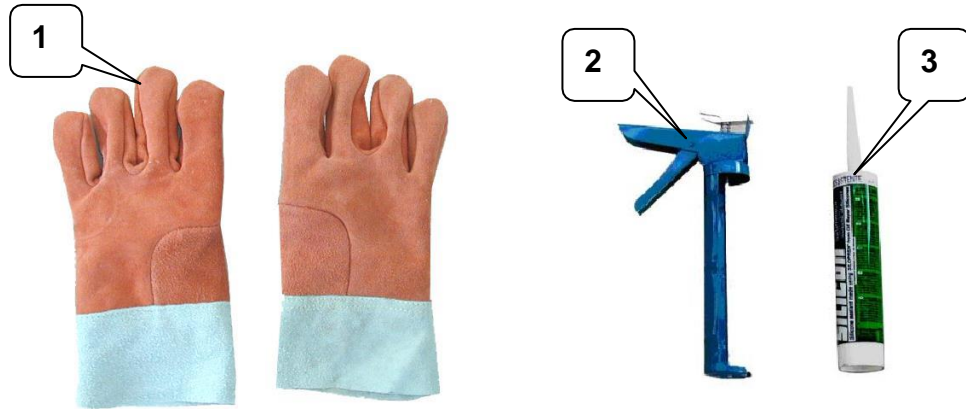
			
ISOLANTI			
POS.	CODICE	DESCRIZIONE	
1	43900002	MATERASSINO TIPO FELTRO 10 KG	
2	43900017	PANNELLO ALTA TEMPERATURA 1000X600X40 DENSITA' 80	
3	43900026	PANNELLO ALTA TEMPERATURA 1000X600X30 DENSITA' 80	


			
INSULATORS			
POS.	CODE	DESCRIPTION	
1	43900002	FELT-TYPE MATTRESS 10 KG	
2	43900017	PANEL RESISTANT TO HIGH TEMPERATURES 1000X600X40 DENSITY 80	
3	43900026	PANEL RESISTANT TO HIGH TEMPERATURE 1000X600X30 DENSITY 80	


			
MATERIELS ISOLANTS			
POS.	CODE	DESCRIPTION	
1	43900002	MATELAS TYPE FEUTRE 10 KG	
2	43900017	PANNEAU HAUTE TEMPERATURE 1000X600X40 DENSITE 80	
3	43900026	PANNEAU HAUTE TEMPERATURE 1000X600X30 DENSITE 80	


			
MATERIALES AISLANTES			
POS.	CÓDIGO	DESCRIPCIÓN	
1	43900002	COLCHÓN TIPO FIELTRO 10 KG	
2	43900017	PANEL ALTA TEMPERATURA 1000X600X40 DENSIDAD 80	
3	43900026	PANEL ALTA TEMPERATURA 1000X600X30 DENSIDAD 80	


			
ISOLATIONSMATERIALIEN			
POS.	CODE	BESCHREIBUNG	
1	43900002	MATRATZE TYP FILZ 10 KG	
2	43900017	TEMPERATURBESTÄNDIGES PANEEL 1000X600X40 DICHT 80	
3	43900026	TEMPERATURBESTÄNDIGES PANEEL 1000X600X30 DICHT 80	




			
ACCESSORI			
POS.	CODICE	DESCRIZIONE	
1	54900007	GUANTI ANTICALORE FODERATI	
2	54900002	PISTOLA PER SILICONE	
3	43900008	SILICONE ACETATO TERMORESISTENTE CARTUCCIA 310 PER ALTE TEMPERATURE	

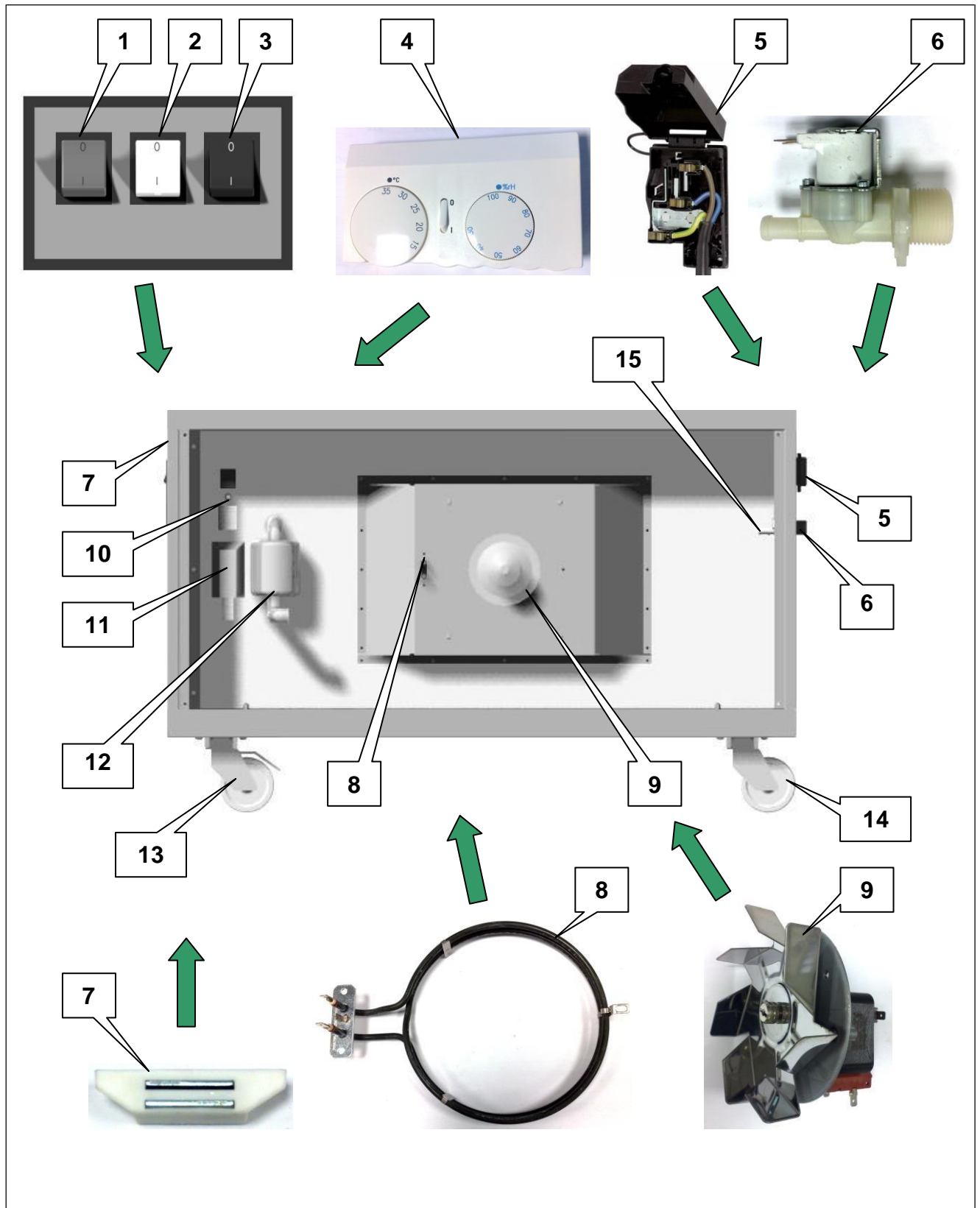
			
ACCESSORIES			
POS.	CODE	DESCRIPTION	
1	54900007	HEAT RESISTANT LINED GLOVES	
2	54900002	SILICONE GUN	
3	43900008	HEAT-RESISTANT ACETATE SILICONE, CARTRIDGE 310 FOR HIGH TEMPERATURES	

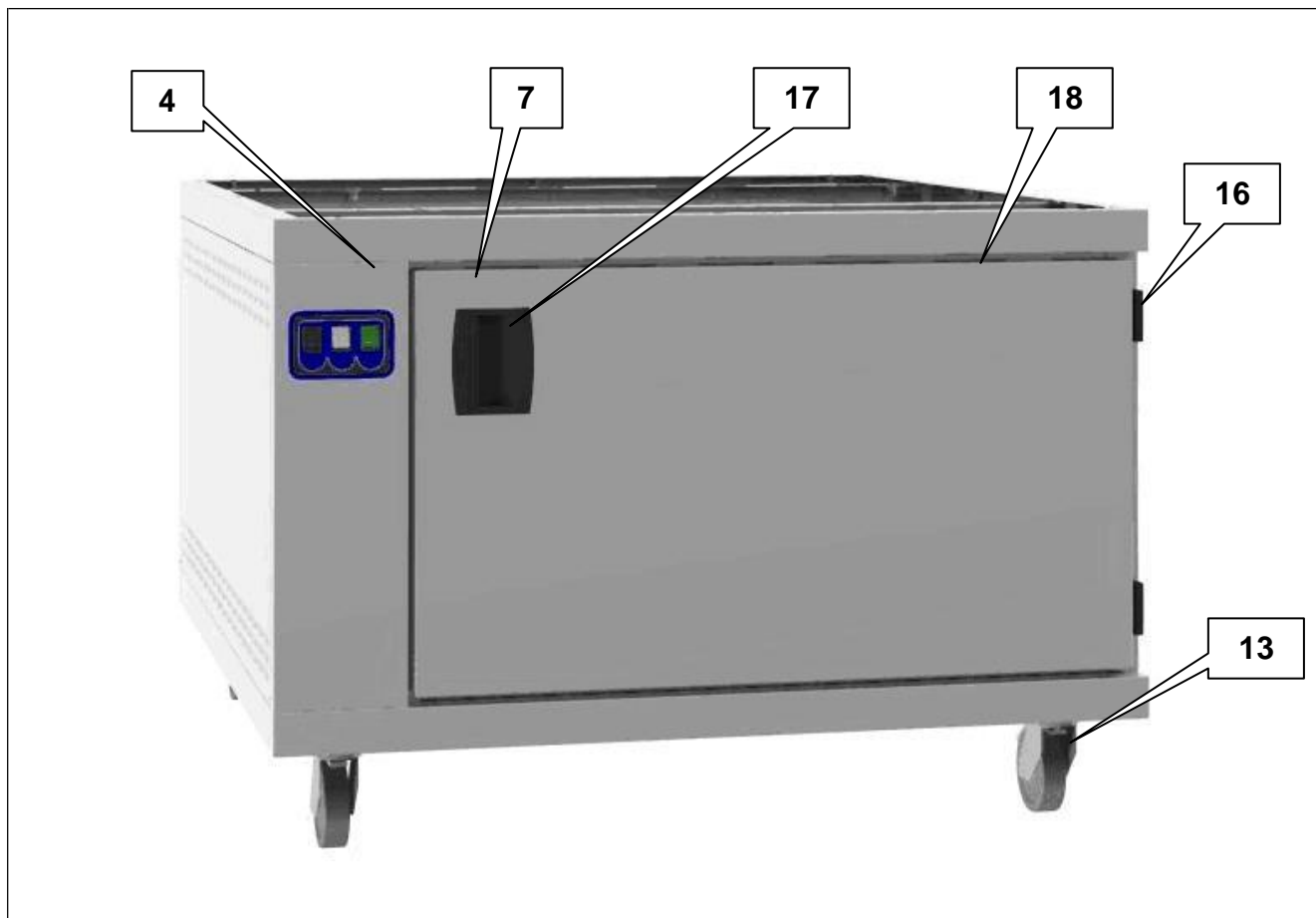
			
ACCESSOIRES			
POS.	CODE	DESCRIPTION	
1	54900007	GANTS RESISTANTS A LA CHALEUR DOUBLES	
2	54900002	PISTOLET POUR SILICONE	
3	43900008	SILICONE ACET. THERMORESISTANT CARTOUCHE 310 POUR HAUTES TEMPERATURES	

			
ACCESORIOS			
POS.	CÓDIGO	DESCRIPCIÓN	
1	54900007	GUANTES REVESTIDOS RESISTENTES AL CALOR	
2	54900002	PISTOLA PARA SILICONA	
3	43900008	SILICONA ACÉT. TERMORESISTENTE CARTUCHO 310 PARA ALTAS TEMPERATURAS	

			
ZUBEHÖR			
POS.	CODE	BESCHREIBUNG	
1	54900007	HITZERESISTENTE GEFÜTTERTE HANDSCHUHE	
2	54900002	SILIKONPISTOLE	
3	43900008	ACET. SILIKON THERMORESISTENTE KARTUSCHE 310 FÜR HOHE TEMPERATUREN	

CELLE
PROVERS
ETUVES
ESTUFAS
SCHRÄNKE





Generatore di vapore completo di termostati INDIVISIBILE
Steam generator complete with thermostats (IT CANNOT BE SEPARATED)
Générateur de vapeur complet avec thermostats (INDIVISIBLE)
Dampferzeuger komplett mit Thermostaten (UNTRENNBAR)

**CELLE**

POS.	CODICE	DESCRIZIONE		
1	39960074	INTERRUTTORE 0-1 LUMINOSO VERDE 250V BASCULA		
2	39960073	INTERRUTTORE 0-1 LUMINOSO ARANCIONE 250V BASCULA		
3	39960075	INTERRUTTORE 0-1 NERO 250V BASCULA		
4	39970020	TERMO-IGROSTATO UR % / °C		
5	39080083	MORSETTIERA AD20		
6	55900094 55900133	ELETTROVALVOLA COD104 230V(V250-CELLE/V) + RIDUTTORE DI PORTATA VERDE		
7	45900010	MAGNETE PER CHIUSURA PORTE		
8	33010039	RESISTENZA ELETTRICA DIAM. .. 240V 1000W		
9	31900066	MOTO-VENTILATORE PER CELLA		
10	39950034	LAMPADINA SPIA SIGNALUX 230V VERDE		
11	39950037	LAMPADA		
11	39950031	PORTALAMPADA		
12	33010063	GENERATORE VAPORE 1000W-230V (COMPLETO DI TERMOSTATI)		
13	54900195	RUOTE SNODATE DIAM. 100 CON FRENO		
14	54900194	RUOTE SNODATE DIAM. 100		
15	55900150	TUBO GOMMA MULTIFORM GIALLO 10X20 (FORNITURA MINIMA 1MT)		
15	54900009	FASCETTE STRINGITUBO PER TUBO GOMMA		
16	45900011	CERNIERA NERA PER PORTA		
17	44900001	MANIGLIA NERA DA INCASSO		
18	43000020	GUARNIZIONE BIANCA ADESIVA PER CELLA		

**PROVERS**

POS.	CODICE	DESCRIZIONE		
1	39960074	0-1 LUMINOUS TOGGLE SWITCH GREEN 250V		
2	39960073	0-1 LUMINOUS TOGGLE SWITCH ORANGE 250V		
3	39960075	0-1 TOGGLE SWITCH BLACK 250V		
4	39970020	HYGRO-THERMOSTAT RELATIVE HUMIDITY % / °C		
5	39080083	TERMINAL STRIP AD20		
6	55900094 55900133	SOLENOID VALVE COD104 230V(V250-PROVERS/V) + FLOW REDUCER GREEN		
7	45900010	MAGNET FOR DOOR LOCK		
8	33010039	ELECTRIC HEATING ELEMENT DIAM. .. 240V 1000W		
9	31900066	FAN MOTOR FOR PROVER		
10	39950034	LIGHT BULB FOR WARNING LIGHT SIGNALUX 230V GREEN		
11	39950037	LAMP		
11	39950031	LAMP HOLDER		
12	33010063	STEAMGENERATOR 1000W-230V (COMPLETE WITH THERMOSTATS)		
13	54900195	SWIVEL WHEELS DIAM. 100 WITH BRAKE		
14	54900194	SWIVEL WHEELS DIAM. 100		
15	55900150	RUBBER TUBE MULTIFORM YELLOW 10X20 (MINIMUM SUPPLY 1MT)		
15	54900009	HOSE CPLAMPS FOR RUBBER TUBE		
16	45900011	BLACK HINGE FOR DOORS		
17	44900001	BUILT-IN BLACK HANDLE		
18	43000020	WHITE ADHESIVE GASKET FOR PROVER		

**ETUVES**

POS.	CODE	DESCRIPTION		
1	39960074	INTERRUPTEUR A BASCULE 0-1 LUMINEUX VERT 250V		
2	39960073	INTERRUPTEUR A BASCULE 0-1 LUMINEUX ORANGE 250V		
3	39960075	INTERRUPTEUR A BASCULE 0-1 NOIR 250V		
4	39970020	HYGRO- THERMOSTAT HUMIDITE RELATIVE % / °C		
5	39080083	BORNIER AD20		
6	55900094 55900133	ELETTROVANNE COD104 230V(V250-ETUVES/V) + LIMITEUR DE FLUXE VERT		
7	45900010	AIMANT POUR VERROUILLAGE PORTES		
8	33010039	RESISTANCE ELECTRIQUE DIAM. .. 240V 1000W		
9	31900066	MOTO-VENTILATEUR POUR ETUVE		
10	39950034	LAMPE INDICATEUR SIGNALUX 230V VERT		
11	39950037	LAMPE		
11	39950031	PORTELAMPE		
12	33010063	GENERATEUR VAPEUR 1000W-230V (COMPLET AVEC THERMOSTATS)		
13	54900195	ROUES ARTICULEES DIAM. 100 AVEC FREIN		
14	54900194	ROUES ARTICULEES DIAM. 100		
15	55900150	TUBE CAOUTCHOUC MULTIFORM JAUNE 10X20 (FOURNITURE MINIMUM 1MT)		
15	54900009	BAGUES SERRE-TUBE POUR TUBE CAOUTCHOUC		
16	45900011	CHARNIERE NOIRE POUR PORTE		
17	44900001	POIGNEE NOIRE A ENCASTRER		
18	43000020	BOURRELET BLANC ADHESIF POUR ETUVE		

**ESTUFAS**

POS.	CÓDIGO	DESCRIPCIÓN		
1	39960074	INTERRUPTOR BASCULANTE 0-1 LUMINOSO VERDE 250V		
2	39960073	INTERRUPTOR BASCULANTE 0-1 LUMINOSO NARANJA 250V		
3	39960075	INTERRUPTOR BASCULANTE 0-1 NEGRO 250V		
4	39970020	HIGRÓSTATO TÉRMICO HUMEDAD ELATIVA % / °C		
5	39080083	REGLETA DE BORNES AD20		
6	55900094 55900133	ELETTROÁLVULA CÓD 104 230V(V250-ESTUFAS/V) + LIMITADOR DE FLUJO VERDE		
7	45900010	IMANE PARA CIERRE PUERTAS		
8	33010039	RESISTENCIA ELÉCTRICA DIÁM. ... 240V 1000W		
9	31900066	MOTO-VENTILADOR PARA ESTUFA		
10	39950034	BOMBILLA INDICADOR SIGNALUX 230V VERDE		
11	39950037	LÁMPARA		
11	39950031	PORTALÁMPARA		
12	33010063	GENERADOR DE VAPOR 1000W-230V (COMPLETO CON TERMOSTATOS)		
13	54900195	RUEDAS ARTICULADAS DIÁM. 100 CON FRENO		
14	54900194	RUEDAS ARTICULADAS DIÁM. 100		
15	55900150	TUBO GOMA MULTIFORM AMARILLO 10X20 (SUMINISTRO MÍNIMO 1MT)		
15	54900009	ABRAZADERAS APRIETA TUBOS PARA TUBO GOMA		
16	45900011	BISAGRA NEGRA PARA PUERTA		
17	44900001	MANIJA NEGRA DE ENCAJE		
18	43000020	GUARNICIÓN BLANCA ENGOMADA PARA ESTUFA		





GÄRSCHRÄNKE


POS.	CODE	BESCHREIBUNG		
1	39960074	TOGGLE- LEUCHTSCHALTER 0-1 GRÜN 250V		
2	39960073	TOGGLE- LEUCHTSCHALTER 0-1 ORANGE 250V		
3	39960075	TOGGLESCHALTER 0-1 SCHWARZ 250V		
4	39970020	THERMO-HYGROSTAT RELATIVE LUFTFEUCHTIGKEIT % / °C		
5	39080083	KLEMMLEISTE AD20		
6	55900094 55900133	ELETTROVENTIL COD104 230V(V250-GÄRSCHRÄNKE/V) + STROMUNGSBEGRENZER GRÜN		
7	45900010	MAGNET ZUR TÜRVERSCHLUSS		
8	33010039	HEIZWIDERSTAND DURCHM. .. 240V 1000W		
9	31900066	MOTO-VENTILATOR FÜR GÄRSCHRANK		
10	39950034	GLÜHLAMPE FÜR KONTROLLLEUCHE SIGNALUX 230V GRÜN		
11	39950037	GLÜHLAMPE		
11	39950031	LAMPENFASSUNG		
11	33010063	DAMPFERZEUGER 1000W-230V (KOMPLETT MIT THERMOSTATEN)		
12	54900195	LENKRÄDER DURCHM. 100 MIT BREMSE		
13	54900194	LENKRÄDER DURCHM. 100		
14	55900150	GUMMIROHR MULTIFORM GELB 10X20 (MINDESTLIEFERUNG 1MT)		
15	54900009	ROHRSCELLEN FÜR GUMMIROHR		
15	45900011	SCHARZES SCHARNIER FÜR TÜR		
16	44900001	SCHWARZER EINBAUHANDGRIFF		
17	43000020	WEISSE DICHTUNG KLEBEND FÜR GÄRSCHRANK		
18	39960074	TOGGLE-LEUCHTSCHALTER 0-1 GRÜN 250V		


**CAVALLETTI
STANDS
SUPPORTS
SOPORTES
HALTERUNGEN**



			
CAVALLETTI			
POS.	CODICE	DESCRIZIONE	
1	54900195	RUOTE SNODATE DIAM. 100 CON FRENO	
2	54900194	RUOTE SNODATE DIAM. 100	
1	54900204	RUOTE SNODATE DIAM. 200 CON FRENO	
2	54900205	RUOTE SNODATE DIAM. 200	

			
STANDS			
POS.	CODE	DESCRIPTION	
1	54900195	SWIVEL WHEELS DIAM. 100 WITH BRAKE	
2	54900194	SWIVEL WHEELS DIAM. 100	
1	54900204	SWIVEL WHEELS DIAM. 200 WITH BRAKE	
2	54900205	SWIVEL WHEELS DIAM. 200	

			
SUPPORTS			
POS.	CODE	DESCRIPTION	
1	54900194	ROUES ARTICULEES DIAM. 100 AVEC FREIN	
2	54900204	ROUES ARTICULEES DIAM. 100	
1	54900205	ROUES ARTICULEES DIAM. 200 AVEC FREIN	
2	54900195	ROUES ARTICULEES DIAM. 200	

			
SOPORTES			
POS.	CÓDIGO	DESCRIPCIÓN	
1	54900195	RUEDAS ARTICULADAS DIÁM. 100 CON FRENO	
2	54900194	RUEDAS ARTICULADAS DIÁM. 100	
1	54900204	RUEDAS ARTICULADAS DIÁM. 200 CON FRENO	
2	54900205	RUEDAS ARTICULADAS DIÁM. 200	

**HALTERUNGEN**

POS.	CODE	BESCHREIBUNG		
1	54900195	LENKRÄDER DURCHM. 100 MIT BREMSE		
2	54900194	LENKRÄDER DURCHM. 100		
1	54900204	LENKRÄDER DURCHM. 200 MIT BREMSE		
2	54900205	LENKRÄDER DURCHM. 200		