

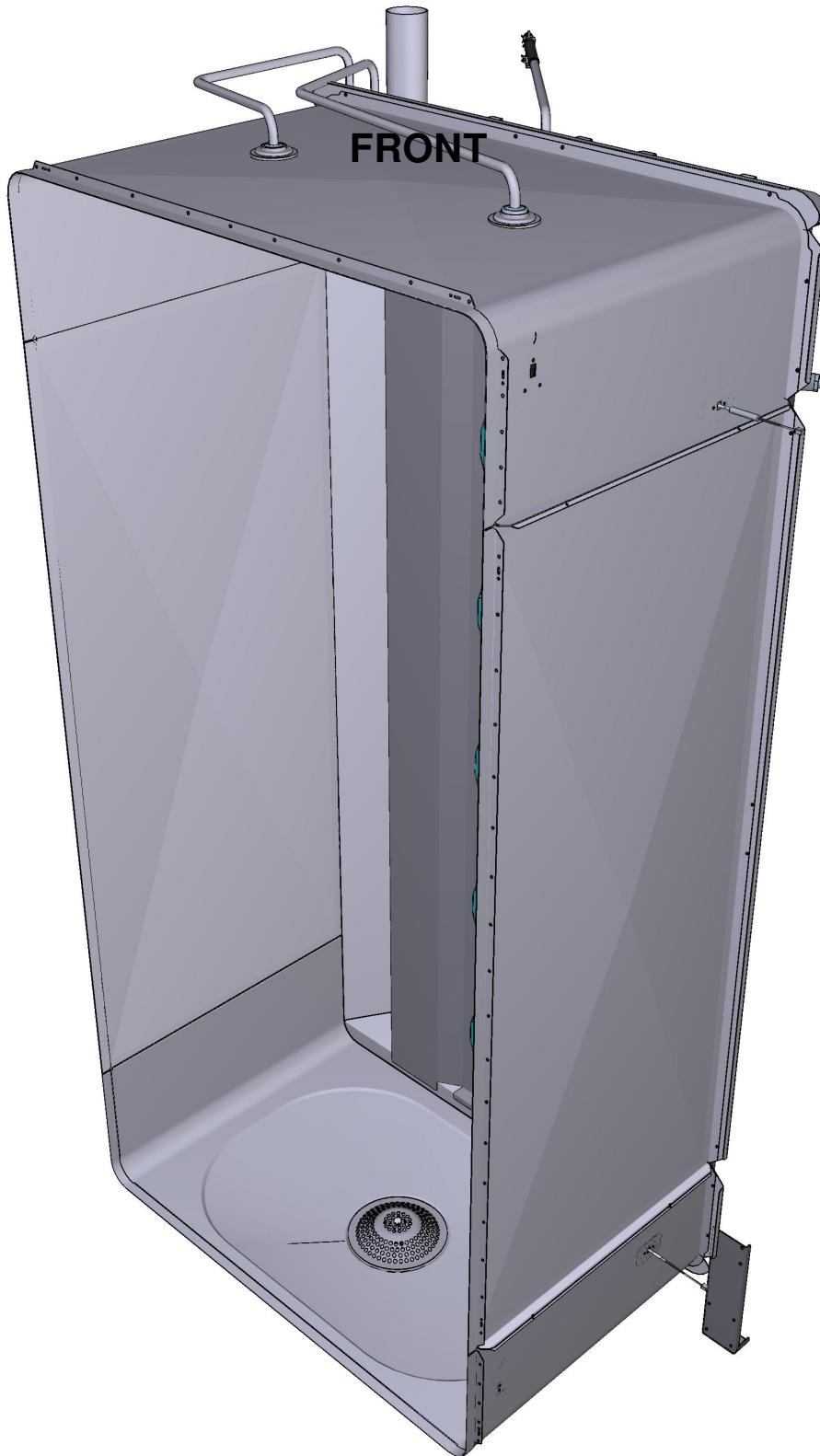










| Assembly code | Assembly revision | Assembly image |
|----------------|-------------------|---|
| ASM2442A/0.D05 | Cooking chamber |  |
| ASM3308A/0.D02 | Electrical system |  |
| ASM2415C/0.D00 | Door |  |
| ASM2460A/0.D07 | External cover |  |




ASM2442A/0.D05 - Cooking chamber







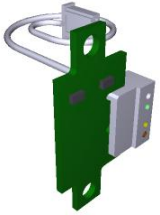


ASM2442A/0.D05 - Cooking chamber








| COMPONENT | | | SPARE PART | | | | | | | | | | | | | | | | | | | | | | | | | | | | | | |
|-----------|--|---|------------|--------------------------------------|---|------|-------------|-----|-----|----------|----------------------------------|-------|----|-----------|---------------------------------|-------|----|----------|------------|---|----|----------|--|-------|---|----------|---------------------------------|---|----|----------|-----------------------|---|----|
| Code | Description | Image | Code | Description | Components list | | | | | | | | | | | | | | | | | | | | | | | | | | | | |
| VM1820A | LATERAL SUPPORTS M6 FIXING BOLT |  | KVM1820A | THUMB SCREW 10PCS KIT | <table border="1"> <thead> <tr> <th>Code</th> <th>Description</th> <th>Qty</th> <th>UOM</th> </tr> </thead> <tbody> <tr> <td>VM1224A0</td> <td>65MY 220MM 2 COLOURS SHRINK TUBE</td> <td>0.200</td> <td>M</td> </tr> <tr> <td>VM1820A0</td> <td>LATERAL SUPPORTS M6 FIXING BOLT</td> <td>10</td> <td>PZ</td> </tr> </tbody> </table> | Code | Description | Qty | UOM | VM1224A0 | 65MY 220MM 2 COLOURS SHRINK TUBE | 0.200 | M | VM1820A0 | LATERAL SUPPORTS M6 FIXING BOLT | 10 | PZ | | | | | | | | | | | | | | | | |
| Code | Description | Qty | UOM | | | | | | | | | | | | | | | | | | | | | | | | | | | | | | |
| VM1224A0 | 65MY 220MM 2 COLOURS SHRINK TUBE | 0.200 | M | | | | | | | | | | | | | | | | | | | | | | | | | | | | | | |
| VM1820A0 | LATERAL SUPPORTS M6 FIXING BOLT | 10 | PZ | | | | | | | | | | | | | | | | | | | | | | | | | | | | | | |
| VI1058A | |  | VI1058A0 | | | | | | | | | | | | | | | | | | | | | | | | | | | | | | |
| ASM2450A | Venturi |  | ASM2450A0 | Venturi | | | | | | | | | | | | | | | | | | | | | | | | | | | | | |
| VM1336A | M24 CH28 ST. STEEL NUT |  | VM1336A0 | M24 CH28 ST. STEEL NUT | | | | | | | | | | | | | | | | | | | | | | | | | | | | | |
| VM2377A | 220 V 50/60 HZ VENTURI KIT |  | KVM2377A | MM 220 V VENTURI ACTUATOR SYSTEM KIT | <table border="1"> <thead> <tr> <th>Code</th> <th>Description</th> <th>Qty</th> <th>UOM</th> </tr> </thead> <tbody> <tr> <td>GN1556A0</td> <td>MM VENTURI SEAL</td> <td>1</td> <td>PZ</td> </tr> <tr> <td>MOV0016A0</td> <td>HOOD RING GASKET GN1110A2</td> <td>0.100</td> <td>PZ</td> </tr> <tr> <td>RC1378A0</td> <td>HOSE CLAMP</td> <td>3</td> <td>PZ</td> </tr> <tr> <td>TB1520A0</td> <td>INT. Ø=38 TH=4 DRAIN BLACK RUBBER PIPE</td> <td>0.170</td> <td>M</td> </tr> <tr> <td>VE1135A0</td> <td>220 V 50/60 HZ VENTURI ACTUATOR</td> <td>1</td> <td>PZ</td> </tr> <tr> <td>VI1032A0</td> <td>SCREW M4X16 TCB+ INOX</td> <td>1</td> <td>PZ</td> </tr> </tbody> </table> | Code | Description | Qty | UOM | GN1556A0 | MM VENTURI SEAL | 1 | PZ | MOV0016A0 | HOOD RING GASKET GN1110A2 | 0.100 | PZ | RC1378A0 | HOSE CLAMP | 3 | PZ | TB1520A0 | INT. Ø=38 TH=4 DRAIN BLACK RUBBER PIPE | 0.170 | M | VE1135A0 | 220 V 50/60 HZ VENTURI ACTUATOR | 1 | PZ | VI1032A0 | SCREW M4X16 TCB+ INOX | 1 | PZ |
| Code | Description | Qty | UOM | | | | | | | | | | | | | | | | | | | | | | | | | | | | | | |
| GN1556A0 | MM VENTURI SEAL | 1 | PZ | | | | | | | | | | | | | | | | | | | | | | | | | | | | | | |
| MOV0016A0 | HOOD RING GASKET GN1110A2 | 0.100 | PZ | | | | | | | | | | | | | | | | | | | | | | | | | | | | | | |
| RC1378A0 | HOSE CLAMP | 3 | PZ | | | | | | | | | | | | | | | | | | | | | | | | | | | | | | |
| TB1520A0 | INT. Ø=38 TH=4 DRAIN BLACK RUBBER PIPE | 0.170 | M | | | | | | | | | | | | | | | | | | | | | | | | | | | | | | |
| VE1135A0 | 220 V 50/60 HZ VENTURI ACTUATOR | 1 | PZ | | | | | | | | | | | | | | | | | | | | | | | | | | | | | | |
| VI1032A0 | SCREW M4X16 TCB+ INOX | 1 | PZ | | | | | | | | | | | | | | | | | | | | | | | | | | | | | | |

| COMPONENT | | | SPARE PART | | | | | | | | | | | | | | | | | | | | | | | | | | | | | | | | | | | | | | | | | | | | | | | | | | | | | | |
|-----------|--|---|------------|--|--|------|-------------|-----|-----|----------|--|---|----|----------|--------------------------|---|----|----------|--------------------------|---|----|----------|--------------------------|---|----|----------|--------------------------|---|----|----------|--------------------------|---|----|----------|-------------------------------|---|----|----------|-------------------------------|---|----|----------|------------------------|---|----|----------|------------------------|---|----|----------|-----------------------------|---|----|----------|-----------------------------|---|----|
| Code | Description | Image | Code | Description | Components list | | | | | | | | | | | | | | | | | | | | | | | | | | | | | | | | | | | | | | | | | | | | | | | | | | | | |
| VM2377A | 220 V 50/60 HZ VENTURI KIT |  | KVM2377A | MM 220 V VENTURI ACTUATOR SYSTEM KIT | <table border="1"> <thead> <tr> <th>Code</th> <th>Description</th> <th>Qty</th> <th>UOM</th> </tr> </thead> <tbody> <tr> <td>VI1220A1</td> <td>4,2X12 TCB SELF-TAPPIN G SCREW</td> <td>6</td> <td>PZ</td> </tr> <tr> <td>VM2345A0</td> <td>MM VENTURI UPPER BODY</td> <td>1</td> <td>PZ</td> </tr> <tr> <td>VM2345A0</td> <td>MM VENTURI UPPER BODY</td> <td>1</td> <td>PZ</td> </tr> <tr> <td>VM2346A0</td> <td>MM VENTURI LOWER BODY</td> <td>1</td> <td>PZ</td> </tr> <tr> <td>VM2346A0</td> <td>MM VENTURI LOWER BODY</td> <td>1</td> <td>PZ</td> </tr> <tr> <td>VM2346A1</td> <td>S6 VENTURI LOWER HALF</td> <td>1</td> <td>PZ</td> </tr> <tr> <td>VM2347A0</td> <td>VENTURI MIND.MAPS COVER</td> <td>1</td> <td>PZ</td> </tr> <tr> <td>VM2347A0</td> <td>VENTURI MIND.MAPS COVER</td> <td>1</td> <td>PZ</td> </tr> <tr> <td>VM2348A0</td> <td>VENTURI PLATE SPACE</td> <td>1</td> <td>PZ</td> </tr> <tr> <td>VM2348A0</td> <td>VENTURI PLATE SPACE</td> <td>1</td> <td>PZ</td> </tr> <tr> <td>VM2349A0</td> <td>VENTURI LOWER BUSHING</td> <td>1</td> <td>PZ</td> </tr> <tr> <td>VM2349A0</td> <td>VENTURI LOWER BUSHING</td> <td>1</td> <td>PZ</td> </tr> </tbody> </table> | Code | Description | Qty | UOM | VI1220A1 | 4,2X12 TCB SELF-TAPPIN G SCREW | 6 | PZ | VM2345A0 | MM VENTURI UPPER BODY | 1 | PZ | VM2345A0 | MM VENTURI UPPER BODY | 1 | PZ | VM2346A0 | MM VENTURI LOWER BODY | 1 | PZ | VM2346A0 | MM VENTURI LOWER BODY | 1 | PZ | VM2346A1 | S6 VENTURI LOWER HALF | 1 | PZ | VM2347A0 | VENTURI MIND.MAPS COVER | 1 | PZ | VM2347A0 | VENTURI MIND.MAPS COVER | 1 | PZ | VM2348A0 | VENTURI PLATE SPACE | 1 | PZ | VM2348A0 | VENTURI PLATE SPACE | 1 | PZ | VM2349A0 | VENTURI LOWER BUSHING | 1 | PZ | VM2349A0 | VENTURI LOWER BUSHING | 1 | PZ |
| Code | Description | Qty | UOM | | | | | | | | | | | | | | | | | | | | | | | | | | | | | | | | | | | | | | | | | | | | | | | | | | | | | | |
| VI1220A1 | 4,2X12 TCB SELF-TAPPIN G SCREW | 6 | PZ | | | | | | | | | | | | | | | | | | | | | | | | | | | | | | | | | | | | | | | | | | | | | | | | | | | | | | |
| VM2345A0 | MM VENTURI UPPER BODY | 1 | PZ | | | | | | | | | | | | | | | | | | | | | | | | | | | | | | | | | | | | | | | | | | | | | | | | | | | | | | |
| VM2345A0 | MM VENTURI UPPER BODY | 1 | PZ | | | | | | | | | | | | | | | | | | | | | | | | | | | | | | | | | | | | | | | | | | | | | | | | | | | | | | |
| VM2346A0 | MM VENTURI LOWER BODY | 1 | PZ | | | | | | | | | | | | | | | | | | | | | | | | | | | | | | | | | | | | | | | | | | | | | | | | | | | | | | |
| VM2346A0 | MM VENTURI LOWER BODY | 1 | PZ | | | | | | | | | | | | | | | | | | | | | | | | | | | | | | | | | | | | | | | | | | | | | | | | | | | | | | |
| VM2346A1 | S6 VENTURI LOWER HALF | 1 | PZ | | | | | | | | | | | | | | | | | | | | | | | | | | | | | | | | | | | | | | | | | | | | | | | | | | | | | | |
| VM2347A0 | VENTURI MIND.MAPS COVER | 1 | PZ | | | | | | | | | | | | | | | | | | | | | | | | | | | | | | | | | | | | | | | | | | | | | | | | | | | | | | |
| VM2347A0 | VENTURI MIND.MAPS COVER | 1 | PZ | | | | | | | | | | | | | | | | | | | | | | | | | | | | | | | | | | | | | | | | | | | | | | | | | | | | | | |
| VM2348A0 | VENTURI PLATE SPACE | 1 | PZ | | | | | | | | | | | | | | | | | | | | | | | | | | | | | | | | | | | | | | | | | | | | | | | | | | | | | | |
| VM2348A0 | VENTURI PLATE SPACE | 1 | PZ | | | | | | | | | | | | | | | | | | | | | | | | | | | | | | | | | | | | | | | | | | | | | | | | | | | | | | |
| VM2349A0 | VENTURI LOWER BUSHING | 1 | PZ | | | | | | | | | | | | | | | | | | | | | | | | | | | | | | | | | | | | | | | | | | | | | | | | | | | | | | |
| VM2349A0 | VENTURI LOWER BUSHING | 1 | PZ | | | | | | | | | | | | | | | | | | | | | | | | | | | | | | | | | | | | | | | | | | | | | | | | | | | | | | |
| GN1670A | EPDM 1,78 CORD INT D=26,7 O-RING |  | KGN1670A | O-RING ØINT 26,7 EPDM ROPE 1,78 2PCS KIT | <table border="1"> <thead> <tr> <th>Code</th> <th>Description</th> <th>Qty</th> <th>UOM</th> </tr> </thead> <tbody> <tr> <td>GN1670A0</td> <td>EPDM 1,78 CORD INT D=26,7 O-RING</td> <td>2</td> <td>PZ</td> </tr> </tbody> </table> | Code | Description | Qty | UOM | GN1670A0 | EPDM 1,78 CORD INT D=26,7 O-RING | 2 | PZ | | | | | | | | | | | | | | | | | | | | | | | | | | | | | | | | | | | | | | | | | | | | |
| Code | Description | Qty | UOM | | | | | | | | | | | | | | | | | | | | | | | | | | | | | | | | | | | | | | | | | | | | | | | | | | | | | | |
| GN1670A0 | EPDM 1,78 CORD INT D=26,7 O-RING | 2 | PZ | | | | | | | | | | | | | | | | | | | | | | | | | | | | | | | | | | | | | | | | | | | | | | | | | | | | | | |
| VM1319A | DOUBLE VENTURI Y FITTING |  | KVM1319A | DOUBLE VENTURI Y CONNECTION KIT | | | | | | | | | | | | | | | | | | | | | | | | | | | | | | | | | | | | | | | | | | | | | | | | | | | | | |

| COMPONENT | | | SPARE PART | | | | | | | | | | | | | | | | | | | | | | | | | | | | | | |
|-----------|---|---|------------|-----------------------------------|---|------|-------------|-----|-----|----------|--|---|----|----------|----------------------|---|----|----------|---|---|----|----------|-------------------------------|---|----|----------|----------------------------|---|----|----------|-----------------------|---|----|
| Code | Description | Image | Code | Description | Components list | | | | | | | | | | | | | | | | | | | | | | | | | | | | |
| VM1333A | D20-D50 SEALING GASKET |  | KVM1333A | D20-D50 SEALING GASKET 5PCS KIT | | | | | | | | | | | | | | | | | | | | | | | | | | | | | |
| TB1838A | D50 VENTURI COLLECTOR PIPE |  | TB1838A0 | D50 VENTURI COLLECTOR PIPE | | | | | | | | | | | | | | | | | | | | | | | | | | | | | |
| 0H2046A | XEVL-20XX CHAMBER HOLDING BRACKET |  | 0H2046A0 | XEVL-20XX CHAMBER HOLDING BRACKET | | | | | | | | | | | | | | | | | | | | | | | | | | | | | |
| VE1550A | 5X3 MM NEODYMIUM MAGNET |  | KPE1710B | MOTOR REVOLUTIONS SENSOR KIT | <table border="1"> <thead> <tr> <th>Code</th> <th>Description</th> <th>Qty</th> <th>UOM</th> </tr> </thead> <tbody> <tr> <td>CE1119A0</td> <td>AMPMODU2 4P 4XAWG22 L1500 RAST 4P CABLE</td> <td>1</td> <td>PZ</td> </tr> <tr> <td>PE1040A0</td> <td>RAST MOTOR SENSOR</td> <td>1</td> <td>PZ</td> </tr> <tr> <td>PE1710B0</td> <td>MOTOR REVOLUTION AND DIRECTION SENSOR</td> <td>1</td> <td>PZ</td> </tr> <tr> <td>VE1550A0</td> <td>5X3 MM NEODYMIUM MAGNET</td> <td>1</td> <td>PZ</td> </tr> <tr> <td>VI1966A0</td> <td>M4X14 FLATHEAD SCREW</td> <td>1</td> <td>PZ</td> </tr> <tr> <td>VM1635A0</td> <td>MAGNET HOLDING DIS</td> <td>1</td> <td>PZ</td> </tr> </tbody> </table> | Code | Description | Qty | UOM | CE1119A0 | AMPMODU2 4P 4XAWG22 L1500 RAST 4P CABLE | 1 | PZ | PE1040A0 | RAST MOTOR SENSOR | 1 | PZ | PE1710B0 | MOTOR REVOLUTION AND DIRECTION SENSOR | 1 | PZ | VE1550A0 | 5X3 MM NEODYMIUM MAGNET | 1 | PZ | VI1966A0 | M4X14 FLATHEAD SCREW | 1 | PZ | VM1635A0 | MAGNET HOLDING DIS | 1 | PZ |
| Code | Description | Qty | UOM | | | | | | | | | | | | | | | | | | | | | | | | | | | | | | |
| CE1119A0 | AMPMODU2 4P 4XAWG22 L1500 RAST 4P CABLE | 1 | PZ | | | | | | | | | | | | | | | | | | | | | | | | | | | | | | |
| PE1040A0 | RAST MOTOR SENSOR | 1 | PZ | | | | | | | | | | | | | | | | | | | | | | | | | | | | | | |
| PE1710B0 | MOTOR REVOLUTION AND DIRECTION SENSOR | 1 | PZ | | | | | | | | | | | | | | | | | | | | | | | | | | | | | | |
| VE1550A0 | 5X3 MM NEODYMIUM MAGNET | 1 | PZ | | | | | | | | | | | | | | | | | | | | | | | | | | | | | | |
| VI1966A0 | M4X14 FLATHEAD SCREW | 1 | PZ | | | | | | | | | | | | | | | | | | | | | | | | | | | | | | |
| VM1635A0 | MAGNET HOLDING DIS | 1 | PZ | | | | | | | | | | | | | | | | | | | | | | | | | | | | | | |


| COMPONENT | | | SPARE PART | | | | | | | | | | | | | | | | | | | | | | | | | | | | | | |
|-----------|---|---|------------|------------------------------------|--|------|-------------|-----|-----|----------|---|---|----|----------|--|---|----|----------|---|---|----|----------|-------------------------------|---|----|----------|----------------------------|---|----|----------|-----------------------|---|----|
| Code | Description | Image | Code | Description | Components list | | | | | | | | | | | | | | | | | | | | | | | | | | | | |
| PE1710B | MOTOR REVOLUTION AND DIRECTION SENSO |  | KPE1710B | MOTOR REVOLUTIONS SENSOR KIT | <table border="1"> <thead> <tr> <th>Code</th> <th>Description</th> <th>Qty</th> <th>UOM</th> </tr> </thead> <tbody> <tr> <td>CE1119A0</td> <td>AMP MODU2 4P 4XAWG22 L1500 RAST 4P CABLE</td> <td>1</td> <td>PZ</td> </tr> <tr> <td>PE1040A0</td> <td>RAST MOTOR SENSOR</td> <td>1</td> <td>PZ</td> </tr> <tr> <td>PE1710B0</td> <td>MOTOR REVOLUTION AND DIRECTION SENSOR</td> <td>1</td> <td>PZ</td> </tr> <tr> <td>VE1550A0</td> <td>5X3 MM NEODYMIUM MAGNET</td> <td>1</td> <td>PZ</td> </tr> <tr> <td>VI1966A0</td> <td>M4X14 FLATHEAD SCREW</td> <td>1</td> <td>PZ</td> </tr> <tr> <td>VM1635A0</td> <td>MAGNET HOLDING DIS</td> <td>1</td> <td>PZ</td> </tr> </tbody> </table> | Code | Description | Qty | UOM | CE1119A0 | AMP MODU2 4P 4XAWG22 L1500 RAST 4P CABLE | 1 | PZ | PE1040A0 | RAST MOTOR SENSOR | 1 | PZ | PE1710B0 | MOTOR REVOLUTION AND DIRECTION SENSOR | 1 | PZ | VE1550A0 | 5X3 MM NEODYMIUM MAGNET | 1 | PZ | VI1966A0 | M4X14 FLATHEAD SCREW | 1 | PZ | VM1635A0 | MAGNET HOLDING DIS | 1 | PZ |
| Code | Description | Qty | UOM | | | | | | | | | | | | | | | | | | | | | | | | | | | | | | |
| CE1119A0 | AMP MODU2 4P 4XAWG22 L1500 RAST 4P CABLE | 1 | PZ | | | | | | | | | | | | | | | | | | | | | | | | | | | | | | |
| PE1040A0 | RAST MOTOR SENSOR | 1 | PZ | | | | | | | | | | | | | | | | | | | | | | | | | | | | | | |
| PE1710B0 | MOTOR REVOLUTION AND DIRECTION SENSOR | 1 | PZ | | | | | | | | | | | | | | | | | | | | | | | | | | | | | | |
| VE1550A0 | 5X3 MM NEODYMIUM MAGNET | 1 | PZ | | | | | | | | | | | | | | | | | | | | | | | | | | | | | | |
| VI1966A0 | M4X14 FLATHEAD SCREW | 1 | PZ | | | | | | | | | | | | | | | | | | | | | | | | | | | | | | |
| VM1635A0 | MAGNET HOLDING DIS | 1 | PZ | | | | | | | | | | | | | | | | | | | | | | | | | | | | | | |
| 0H2119A | DRAIN GRID |  | 0H2119A1 | DRAIN GRID | | | | | | | | | | | | | | | | | | | | | | | | | | | | | |
| GN1632A | CORE PROBE INLET HOLDING GASKET |  | GN1632A0 | CORE PROBE INLET HOLDING GASKET | | | | | | | | | | | | | | | | | | | | | | | | | | | | | |
| SN1049A | L3200 PEEK MULTI.POINT CORE PROBE |  | KSN1049A | MULTIPOINT CORE PROBE KIT L3200 | <table border="1"> <thead> <tr> <th>Code</th> <th>Description</th> <th>Qty</th> <th>UOM</th> </tr> </thead> <tbody> <tr> <td>0H8035A0</td> <td>MM CORE PROBE ACCESS COVE</td> <td>1</td> <td>PZ</td> </tr> <tr> <td>GN1632A0</td> <td>CORE PROBE INLET HOLDING GASKET</td> <td>1</td> <td>PZ</td> </tr> <tr> <td>SL1045A0</td> <td>S57 BLACK SILICONE - 80ML CARTRIDGE</td> <td>1</td> <td>PZ</td> </tr> <tr> <td>SN1049A0</td> <td></td> <td>1</td> <td>PZ</td> </tr> </tbody> </table> | Code | Description | Qty | UOM | 0H8035A0 | MM CORE PROBE ACCESS COVE | 1 | PZ | GN1632A0 | CORE PROBE INLET HOLDING GASKET | 1 | PZ | SL1045A0 | S57 BLACK SILICONE - 80ML CARTRIDGE | 1 | PZ | SN1049A0 | | 1 | PZ | | | | | | | | |
| Code | Description | Qty | UOM | | | | | | | | | | | | | | | | | | | | | | | | | | | | | | |
| 0H8035A0 | MM CORE PROBE ACCESS COVE | 1 | PZ | | | | | | | | | | | | | | | | | | | | | | | | | | | | | | |
| GN1632A0 | CORE PROBE INLET HOLDING GASKET | 1 | PZ | | | | | | | | | | | | | | | | | | | | | | | | | | | | | | |
| SL1045A0 | S57 BLACK SILICONE - 80ML CARTRIDGE | 1 | PZ | | | | | | | | | | | | | | | | | | | | | | | | | | | | | | |
| SN1049A0 | | 1 | PZ | | | | | | | | | | | | | | | | | | | | | | | | | | | | | | |







| COMPONENT | | | SPARE PART | | | | | | | | | | | | | | |
|-----------|--|---|------------|--|--|------|-------------|-----|-----|----------|---|---|----|----------|--------------------------------------|---|----|
| Code | Description | Image | Code | Description | Components list | | | | | | | | | | | | |
| SN1049A | L3200 PEEK MULTI.POINT CORE PROBE |  | KSN1049A | MULTIPOINT CORE PROBE KIT L3200 | <table border="1"> <thead> <tr> <th>Code</th> <th>Description</th> <th>Qty</th> <th>UOM</th> </tr> </thead> <tbody> <tr> <td>SN1049A1</td> <td>L3200 PEEK MULTI.POINT CORE PROBE</td> <td>1</td> <td>PZ</td> </tr> <tr> <td>VI1220A1</td> <td>4,2X12 TCB SELF-TAPPIN G SCREW</td> <td>3</td> <td>PZ</td> </tr> </tbody> </table> | Code | Description | Qty | UOM | SN1049A1 | L3200 PEEK MULTI.POINT CORE PROBE | 1 | PZ | VI1220A1 | 4,2X12 TCB SELF-TAPPIN G SCREW | 3 | PZ |
| Code | Description | Qty | UOM | | | | | | | | | | | | | | |
| SN1049A1 | L3200 PEEK MULTI.POINT CORE PROBE | 1 | PZ | | | | | | | | | | | | | | |
| VI1220A1 | 4,2X12 TCB SELF-TAPPIN G SCREW | 3 | PZ | | | | | | | | | | | | | | |
| TB2659A | BAFFLE CHIMNEY |  | KTB2659A | CORE PROBE HOLDER KIT | | | | | | | | | | | | | |
| 0H8119A | XEVL CORE PROBE PASS-THROUGH COVER |  | 0H8119A0 | XEVL CORE PROBE PASS-THROUGH COVER | | | | | | | | | | | | | |
| 0G1049A | XEVL-20XX-E LONG SPACER |  | 0G1049A0 | XEVL-20XX-E LONG SPACER | | | | | | | | | | | | | |
| 0G1056A | XEVL-20XX-E FAN GUARD SPACER |  | 0G1056A0 | XEVL-20XX-E FAN GUARD SPACER | | | | | | | | | | | | | |




| COMPONENT | | | SPARE PART | | | | | | | | | | | | | | | | | | | | | | |
|-----------|--|-------|------------|------------------------------------|--|------|-------------|-----|-----|----------|----------------------------------|-------|----|----------|--|---|----|----------|------------------------------------|---|----|----------|----------------------|---|----|
| Code | Description | Image | Code | Description | Components list | | | | | | | | | | | | | | | | | | | | |
| ASM2446A | General overview | | ASM2446A0 | General overview | | | | | | | | | | | | | | | | | | | | | |
| VM2332A | HUMIDITY PIPES WASHER | | KVM2332A | WATER PIPE BUSHING KIT VM2332A0 | <table border="1"> <thead> <tr> <th>Code</th> <th>Description</th> <th>Qty</th> <th>UOM</th> </tr> </thead> <tbody> <tr> <td>VM1224A0</td> <td>65MY 220MM 2 COLOURS SHRINK TUBE</td> <td>0.200</td> <td>M</td> </tr> <tr> <td>VM2332A0</td> <td>WATER PIPE BUSHING</td> <td>1</td> <td>PZ</td> </tr> <tr> <td>VM2332A0</td> <td>WATER PIPE BUSHING</td> <td>1</td> <td>PZ</td> </tr> <tr> <td>VM2332A1</td> <td>HUMIDITY PIPES WASHE</td> <td>1</td> <td>PZ</td> </tr> </tbody> </table> | Code | Description | Qty | UOM | VM1224A0 | 65MY 220MM 2 COLOURS SHRINK TUBE | 0.200 | M | VM2332A0 | WATER PIPE BUSHING | 1 | PZ | VM2332A0 | WATER PIPE BUSHING | 1 | PZ | VM2332A1 | HUMIDITY PIPES WASHE | 1 | PZ |
| Code | Description | Qty | UOM | | | | | | | | | | | | | | | | | | | | | | |
| VM1224A0 | 65MY 220MM 2 COLOURS SHRINK TUBE | 0.200 | M | | | | | | | | | | | | | | | | | | | | | | |
| VM2332A0 | WATER PIPE BUSHING | 1 | PZ | | | | | | | | | | | | | | | | | | | | | | |
| VM2332A0 | WATER PIPE BUSHING | 1 | PZ | | | | | | | | | | | | | | | | | | | | | | |
| VM2332A1 | HUMIDITY PIPES WASHE | 1 | PZ | | | | | | | | | | | | | | | | | | | | | | |
| VM2571A | UPPER WATER DISTRIBUTOR | | VM2571A1 | UPPER WATER DISTRIBUTOR | | | | | | | | | | | | | | | | | | | | | |
| VM2572A | LOWER WATER DISTRIBUTOR | | VM2572A1 | LOWER WATER DISTRIBUTOR | | | | | | | | | | | | | | | | | | | | | |
| TB2612B | XEVL-20XX 6TH MOTOR INT WATER PIPE | | K0G1059B | BIG-L GN2/1 COMPLETE FAN GUARD KIT | <table border="1"> <thead> <tr> <th>Code</th> <th>Description</th> <th>Qty</th> <th>UOM</th> </tr> </thead> <tbody> <tr> <td>0G1059B0</td> <td>XEVL-2021-EL FAN GUARD</td> <td>1</td> <td>PZ</td> </tr> <tr> <td>IP1508A1</td> <td>POLYSTYREN E U SHAPED PROFILE 2000X60X60</td> <td>1</td> <td>M</td> </tr> <tr> <td>TB2612B0</td> <td>XEVL-20XX 6TH MOTOR INT WATER PIPE</td> <td>1</td> <td>PZ</td> </tr> </tbody> </table> | Code | Description | Qty | UOM | 0G1059B0 | XEVL-2021-EL FAN GUARD | 1 | PZ | IP1508A1 | POLYSTYREN E U SHAPED PROFILE 2000X60X60 | 1 | M | TB2612B0 | XEVL-20XX 6TH MOTOR INT WATER PIPE | 1 | PZ | | | | |
| Code | Description | Qty | UOM | | | | | | | | | | | | | | | | | | | | | | |
| 0G1059B0 | XEVL-2021-EL FAN GUARD | 1 | PZ | | | | | | | | | | | | | | | | | | | | | | |
| IP1508A1 | POLYSTYREN E U SHAPED PROFILE 2000X60X60 | 1 | M | | | | | | | | | | | | | | | | | | | | | | |
| TB2612B0 | XEVL-20XX 6TH MOTOR INT WATER PIPE | 1 | PZ | | | | | | | | | | | | | | | | | | | | | | |

| COMPONENT | | | SPARE PART | | | | | | | | | | | | | | | | | | | | | | | | | | | | | | | | | | | | | | | | | | | | | | |
|-----------|--|---|------------|------------------------------------|---|------|-------------|---------------------|-----|----------|------------------------------------|--|----|----------|----------------|------------------------------------|----|----------|----------------|------------------------------------|----|----------|------------------------------------|----------------|----|----------|----------------|----------------|----|----------|-------------------------------|------------------------------------|----|----------|-----------------------|----------------|---|----------|----------------------|---|----|----------|-------------------------|---|----|----------|-------------------------|---|----|
| Code | Description | Image | Code | Description | Components list | | | | | | | | | | | | | | | | | | | | | | | | | | | | | | | | | | | | | | | | | | | | |
| TB2612B | XEVL-20XX 6TH MOTOR INT WATER PIPE |  | K0G1059B | BIG-L GN2/1 COMPLETE FAN GUARD KIT | <table border="1"> <thead> <tr> <th>Code</th> <th>Description</th> <th>Qty</th> <th>UOM</th> </tr> </thead> <tbody> <tr> <td>TB2614B0</td> <td>XEVL-20XX 5TH MOTOR INT WATER PIPE</td> <td>1</td> <td>PZ</td> </tr> <tr> <td>TB2616B0</td> <td>BAFFLE CHIMNEY</td> <td>1</td> <td>PZ</td> </tr> <tr> <td>TB2618B0</td> <td>BAFFLE CHIMNEY</td> <td>1</td> <td>PZ</td> </tr> <tr> <td>TB2620B0</td> <td>XEVL-20XX 2ND MOTOR INT WATER PIPE</td> <td>1</td> <td>PZ</td> </tr> <tr> <td>TB2621B0</td> <td>BAFFLE CHIMNEY</td> <td>1</td> <td>PZ</td> </tr> <tr> <td>VI1220A1</td> <td>4,2X12 TCB SELF-TAPPING SCREW</td> <td>11</td> <td>PZ</td> </tr> <tr> <td>VM1059A1</td> <td>HEAT SHRINK FILM H800</td> <td>1.700</td> <td>M</td> </tr> <tr> <td>VM2332A1</td> <td>HUMIDITY PIPES WASHE</td> <td>1</td> <td>PZ</td> </tr> <tr> <td>VM2571A1</td> <td>UPPER WATER DISTRIBUTOR</td> <td>5</td> <td>PZ</td> </tr> <tr> <td>VM2572A1</td> <td>LOWER WATER DISTRIBUTOR</td> <td>5</td> <td>PZ</td> </tr> </tbody> </table> | Code | Description | Qty | UOM | TB2614B0 | XEVL-20XX 5TH MOTOR INT WATER PIPE | 1 | PZ | TB2616B0 | BAFFLE CHIMNEY | 1 | PZ | TB2618B0 | BAFFLE CHIMNEY | 1 | PZ | TB2620B0 | XEVL-20XX 2ND MOTOR INT WATER PIPE | 1 | PZ | TB2621B0 | BAFFLE CHIMNEY | 1 | PZ | VI1220A1 | 4,2X12 TCB SELF-TAPPING SCREW | 11 | PZ | VM1059A1 | HEAT SHRINK FILM H800 | 1.700 | M | VM2332A1 | HUMIDITY PIPES WASHE | 1 | PZ | VM2571A1 | UPPER WATER DISTRIBUTOR | 5 | PZ | VM2572A1 | LOWER WATER DISTRIBUTOR | 5 | PZ |
| | | | Code | Description | Qty | UOM | | | | | | | | | | | | | | | | | | | | | | | | | | | | | | | | | | | | | | | | | | | |
| TB2614B0 | XEVL-20XX 5TH MOTOR INT WATER PIPE | 1 | PZ | | | | | | | | | | | | | | | | | | | | | | | | | | | | | | | | | | | | | | | | | | | | | | |
| TB2616B0 | BAFFLE CHIMNEY | 1 | PZ | | | | | | | | | | | | | | | | | | | | | | | | | | | | | | | | | | | | | | | | | | | | | | |
| TB2618B0 | BAFFLE CHIMNEY | 1 | PZ | | | | | | | | | | | | | | | | | | | | | | | | | | | | | | | | | | | | | | | | | | | | | | |
| TB2620B0 | XEVL-20XX 2ND MOTOR INT WATER PIPE | 1 | PZ | | | | | | | | | | | | | | | | | | | | | | | | | | | | | | | | | | | | | | | | | | | | | | |
| TB2621B0 | BAFFLE CHIMNEY | 1 | PZ | | | | | | | | | | | | | | | | | | | | | | | | | | | | | | | | | | | | | | | | | | | | | | |
| VI1220A1 | 4,2X12 TCB SELF-TAPPING SCREW | 11 | PZ | | | | | | | | | | | | | | | | | | | | | | | | | | | | | | | | | | | | | | | | | | | | | | |
| VM1059A1 | HEAT SHRINK FILM H800 | 1.700 | M | | | | | | | | | | | | | | | | | | | | | | | | | | | | | | | | | | | | | | | | | | | | | | |
| VM2332A1 | HUMIDITY PIPES WASHE | 1 | PZ | | | | | | | | | | | | | | | | | | | | | | | | | | | | | | | | | | | | | | | | | | | | | | |
| VM2571A1 | UPPER WATER DISTRIBUTOR | 5 | PZ | | | | | | | | | | | | | | | | | | | | | | | | | | | | | | | | | | | | | | | | | | | | | | |
| VM2572A1 | LOWER WATER DISTRIBUTOR | 5 | PZ | | | | | | | | | | | | | | | | | | | | | | | | | | | | | | | | | | | | | | | | | | | | | | |
| K0G1041B | BIG-L GN1/1 PLUS COMPLETE FAN GUARD KIT | <table border="1"> <thead> <tr> <th>Code</th> <th>Description</th> <th>Qty</th> <th>UOM</th> </tr> </thead> <tbody> <tr> <td>0G1041B0</td> <td>XEVL-2011 FAN GUARD</td> <td>1</td> <td>PZ</td> </tr> <tr> <td>IP1508A1</td> <td>POLYSTYREN E U SHAPED PROFILE 2000X60X60</td> <td>3</td> <td>M</td> </tr> <tr> <td>TB2612B0</td> <td>XEVL-20XX 6TH MOTOR INT WATER PIPE</td> <td>1</td> <td>PZ</td> </tr> <tr> <td>TB2614B0</td> <td>XEVL-20XX 5TH MOTOR INT WATER PIPE</td> <td>1</td> <td>PZ</td> </tr> <tr> <td>TB2616B0</td> <td>BAFFLE CHIMNEY</td> <td>1</td> <td>PZ</td> </tr> <tr> <td>TB2618B0</td> <td>BAFFLE CHIMNEY</td> <td>1</td> <td>PZ</td> </tr> <tr> <td>TB2620B0</td> <td>XEVL-20XX 2ND MOTOR INT WATER PIPE</td> <td>1</td> <td>PZ</td> </tr> <tr> <td>TB2621B0</td> <td>BAFFLE CHIMNEY</td> <td>1</td> <td>PZ</td> </tr> </tbody> </table> | Code | Description | Qty | UOM | 0G1041B0 | XEVL-2011 FAN GUARD | 1 | PZ | IP1508A1 | POLYSTYREN E U SHAPED PROFILE 2000X60X60 | 3 | M | TB2612B0 | XEVL-20XX 6TH MOTOR INT WATER PIPE | 1 | PZ | TB2614B0 | XEVL-20XX 5TH MOTOR INT WATER PIPE | 1 | PZ | TB2616B0 | BAFFLE CHIMNEY | 1 | PZ | TB2618B0 | BAFFLE CHIMNEY | 1 | PZ | TB2620B0 | XEVL-20XX 2ND MOTOR INT WATER PIPE | 1 | PZ | TB2621B0 | BAFFLE CHIMNEY | 1 | PZ | | | | | | | | | | | |
| Code | Description | Qty | UOM | | | | | | | | | | | | | | | | | | | | | | | | | | | | | | | | | | | | | | | | | | | | | | |
| 0G1041B0 | XEVL-2011 FAN GUARD | 1 | PZ | | | | | | | | | | | | | | | | | | | | | | | | | | | | | | | | | | | | | | | | | | | | | | |
| IP1508A1 | POLYSTYREN E U SHAPED PROFILE 2000X60X60 | 3 | M | | | | | | | | | | | | | | | | | | | | | | | | | | | | | | | | | | | | | | | | | | | | | | |
| TB2612B0 | XEVL-20XX 6TH MOTOR INT WATER PIPE | 1 | PZ | | | | | | | | | | | | | | | | | | | | | | | | | | | | | | | | | | | | | | | | | | | | | | |
| TB2614B0 | XEVL-20XX 5TH MOTOR INT WATER PIPE | 1 | PZ | | | | | | | | | | | | | | | | | | | | | | | | | | | | | | | | | | | | | | | | | | | | | | |
| TB2616B0 | BAFFLE CHIMNEY | 1 | PZ | | | | | | | | | | | | | | | | | | | | | | | | | | | | | | | | | | | | | | | | | | | | | | |
| TB2618B0 | BAFFLE CHIMNEY | 1 | PZ | | | | | | | | | | | | | | | | | | | | | | | | | | | | | | | | | | | | | | | | | | | | | | |
| TB2620B0 | XEVL-20XX 2ND MOTOR INT WATER PIPE | 1 | PZ | | | | | | | | | | | | | | | | | | | | | | | | | | | | | | | | | | | | | | | | | | | | | | |
| TB2621B0 | BAFFLE CHIMNEY | 1 | PZ | | | | | | | | | | | | | | | | | | | | | | | | | | | | | | | | | | | | | | | | | | | | | | |



| COMPONENT | | | SPARE PART | | | | | | | | | | | | | | | | | | | | | | | | | | | | | | | | | | | | | | | | | | | | | | | | | | | | | | | | | | |
|-----------|---|--|------------|---|---|-------------|-------------|-----|-----|----------|--------------------------------------|----|----|----------|---|-------|---|----------|---|---|----|----------|---|---|----|----------|-------------------------------|---|----|----------|-------------------|---|----|----------|---|---|----|----------|-------------------|---|----|----------|--------------------------------------|----|----|----------|--------------------------|-------|---|----------|-------------------------|---|----|----------|-------------------------------|---|----|----------|-------------------------------|---|----|
| Code | Description | Image | Code | Description | Components list | | | | | | | | | | | | | | | | | | | | | | | | | | | | | | | | | | | | | | | | | | | | | | | | | | | | | | | | |
| TB2612B | XEVL-20XX 6TH MOTOR INT WATER PIPE |  | K0G1041B | BIG-L GN1/1 PLUS COMPLETE FAN GUARD KIT | <table border="1"> <thead> <tr> <th>Code</th> <th>Description</th> <th>Qty</th> <th>UOM</th> </tr> </thead> <tbody> <tr> <td>VI1220A1</td> <td>4,2X12 TCB SELF-TAPPIN G SCREW</td> <td>11</td> <td>PZ</td> </tr> <tr> <td>VM1059A1</td> <td>HEAT SHRINK FILM H800</td> <td>1.700</td> <td>M</td> </tr> <tr> <td>VM2332A1</td> <td>HUMIDITY PIPES WASHE</td> <td>1</td> <td>PZ</td> </tr> <tr> <td>VM2571A1</td> <td>UPPER WATER DISTRIBUTOR</td> <td>5</td> <td>PZ</td> </tr> <tr> <td>VM2572A1</td> <td>LOWER WATER DISTRIBUTOR</td> <td>5</td> <td>PZ</td> </tr> </tbody> </table> | Code | Description | Qty | UOM | VI1220A1 | 4,2X12 TCB SELF-TAPPIN G SCREW | 11 | PZ | VM1059A1 | HEAT SHRINK FILM H800 | 1.700 | M | VM2332A1 | HUMIDITY PIPES WASHE | 1 | PZ | VM2571A1 | UPPER WATER DISTRIBUTOR | 5 | PZ | VM2572A1 | LOWER WATER DISTRIBUTOR | 5 | PZ | | | | | | | | | | | | | | | | | | | | | | | | | | | | | | | | |
| | | | | | Code | Description | Qty | UOM | | | | | | | | | | | | | | | | | | | | | | | | | | | | | | | | | | | | | | | | | | | | | | | | | | | | | |
| VI1220A1 | 4,2X12 TCB SELF-TAPPIN G SCREW | 11 | PZ | | | | | | | | | | | | | | | | | | | | | | | | | | | | | | | | | | | | | | | | | | | | | | | | | | | | | | | | | | |
| VM1059A1 | HEAT SHRINK FILM H800 | 1.700 | M | | | | | | | | | | | | | | | | | | | | | | | | | | | | | | | | | | | | | | | | | | | | | | | | | | | | | | | | | | |
| VM2332A1 | HUMIDITY PIPES WASHE | 1 | PZ | | | | | | | | | | | | | | | | | | | | | | | | | | | | | | | | | | | | | | | | | | | | | | | | | | | | | | | | | | |
| VM2571A1 | UPPER WATER DISTRIBUTOR | 5 | PZ | | | | | | | | | | | | | | | | | | | | | | | | | | | | | | | | | | | | | | | | | | | | | | | | | | | | | | | | | | |
| VM2572A1 | LOWER WATER DISTRIBUTOR | 5 | PZ | | | | | | | | | | | | | | | | | | | | | | | | | | | | | | | | | | | | | | | | | | | | | | | | | | | | | | | | | | |
| TB2614B | XEVL-20XX 5TH MOTOR INT WATER PIPE |  | K0G1059B | BIG-L GN2/1 COMPLETE FAN GUARD KIT | <table border="1"> <thead> <tr> <th>Code</th> <th>Description</th> <th>Qty</th> <th>UOM</th> </tr> </thead> <tbody> <tr> <td>0G1059B0</td> <td>XEVL-2021-EL FAN GUARD</td> <td>1</td> <td>PZ</td> </tr> <tr> <td>IP1508A1</td> <td>POLYSTYREN E U SHAPED PROFILE 2000X60X60</td> <td>1</td> <td>M</td> </tr> <tr> <td>TB2612B0</td> <td>XEVL-20XX 6TH MOTOR INT WATER PIPE</td> <td>1</td> <td>PZ</td> </tr> <tr> <td>TB2614B0</td> <td>XEVL-20XX 5TH MOTOR INT WATER PIPE</td> <td>1</td> <td>PZ</td> </tr> <tr> <td>TB2616B0</td> <td>BAFFLE CHIMNEY</td> <td>1</td> <td>PZ</td> </tr> <tr> <td>TB2618B0</td> <td>BAFFLE CHIMNEY</td> <td>1</td> <td>PZ</td> </tr> <tr> <td>TB2620B0</td> <td>XEVL-20XX 2ND MOTOR INT WATER PIPE</td> <td>1</td> <td>PZ</td> </tr> <tr> <td>TB2621B0</td> <td>BAFFLE CHIMNEY</td> <td>1</td> <td>PZ</td> </tr> <tr> <td>VI1220A1</td> <td>4,2X12 TCB SELF-TAPPIN G SCREW</td> <td>11</td> <td>PZ</td> </tr> <tr> <td>VM1059A1</td> <td>HEAT SHRINK FILM H800</td> <td>1.700</td> <td>M</td> </tr> <tr> <td>VM2332A1</td> <td>HUMIDITY PIPES WASHE</td> <td>1</td> <td>PZ</td> </tr> <tr> <td>VM2571A1</td> <td>UPPER WATER DISTRIBUTOR</td> <td>5</td> <td>PZ</td> </tr> <tr> <td>VM2572A1</td> <td>LOWER WATER DISTRIBUTOR</td> <td>5</td> <td>PZ</td> </tr> </tbody> </table> | Code | Description | Qty | UOM | 0G1059B0 | XEVL-2021-EL FAN GUARD | 1 | PZ | IP1508A1 | POLYSTYREN E U SHAPED PROFILE 2000X60X60 | 1 | M | TB2612B0 | XEVL-20XX 6TH MOTOR INT WATER PIPE | 1 | PZ | TB2614B0 | XEVL-20XX 5TH MOTOR INT WATER PIPE | 1 | PZ | TB2616B0 | BAFFLE CHIMNEY | 1 | PZ | TB2618B0 | BAFFLE CHIMNEY | 1 | PZ | TB2620B0 | XEVL-20XX 2ND MOTOR INT WATER PIPE | 1 | PZ | TB2621B0 | BAFFLE CHIMNEY | 1 | PZ | VI1220A1 | 4,2X12 TCB SELF-TAPPIN G SCREW | 11 | PZ | VM1059A1 | HEAT SHRINK FILM H800 | 1.700 | M | VM2332A1 | HUMIDITY PIPES WASHE | 1 | PZ | VM2571A1 | UPPER WATER DISTRIBUTOR | 5 | PZ | VM2572A1 | LOWER WATER DISTRIBUTOR | 5 | PZ |
| | | | | | Code | Description | Qty | UOM | | | | | | | | | | | | | | | | | | | | | | | | | | | | | | | | | | | | | | | | | | | | | | | | | | | | | |
| 0G1059B0 | XEVL-2021-EL FAN GUARD | 1 | PZ | | | | | | | | | | | | | | | | | | | | | | | | | | | | | | | | | | | | | | | | | | | | | | | | | | | | | | | | | | |
| IP1508A1 | POLYSTYREN E U SHAPED PROFILE 2000X60X60 | 1 | M | | | | | | | | | | | | | | | | | | | | | | | | | | | | | | | | | | | | | | | | | | | | | | | | | | | | | | | | | | |
| TB2612B0 | XEVL-20XX 6TH MOTOR INT WATER PIPE | 1 | PZ | | | | | | | | | | | | | | | | | | | | | | | | | | | | | | | | | | | | | | | | | | | | | | | | | | | | | | | | | | |
| TB2614B0 | XEVL-20XX 5TH MOTOR INT WATER PIPE | 1 | PZ | | | | | | | | | | | | | | | | | | | | | | | | | | | | | | | | | | | | | | | | | | | | | | | | | | | | | | | | | | |
| TB2616B0 | BAFFLE CHIMNEY | 1 | PZ | | | | | | | | | | | | | | | | | | | | | | | | | | | | | | | | | | | | | | | | | | | | | | | | | | | | | | | | | | |
| TB2618B0 | BAFFLE CHIMNEY | 1 | PZ | | | | | | | | | | | | | | | | | | | | | | | | | | | | | | | | | | | | | | | | | | | | | | | | | | | | | | | | | | |
| TB2620B0 | XEVL-20XX 2ND MOTOR INT WATER PIPE | 1 | PZ | | | | | | | | | | | | | | | | | | | | | | | | | | | | | | | | | | | | | | | | | | | | | | | | | | | | | | | | | | |
| TB2621B0 | BAFFLE CHIMNEY | 1 | PZ | | | | | | | | | | | | | | | | | | | | | | | | | | | | | | | | | | | | | | | | | | | | | | | | | | | | | | | | | | |
| VI1220A1 | 4,2X12 TCB SELF-TAPPIN G SCREW | 11 | PZ | | | | | | | | | | | | | | | | | | | | | | | | | | | | | | | | | | | | | | | | | | | | | | | | | | | | | | | | | | |
| VM1059A1 | HEAT SHRINK FILM H800 | 1.700 | M | | | | | | | | | | | | | | | | | | | | | | | | | | | | | | | | | | | | | | | | | | | | | | | | | | | | | | | | | | |
| VM2332A1 | HUMIDITY PIPES WASHE | 1 | PZ | | | | | | | | | | | | | | | | | | | | | | | | | | | | | | | | | | | | | | | | | | | | | | | | | | | | | | | | | | |
| VM2571A1 | UPPER WATER DISTRIBUTOR | 5 | PZ | | | | | | | | | | | | | | | | | | | | | | | | | | | | | | | | | | | | | | | | | | | | | | | | | | | | | | | | | | |
| VM2572A1 | LOWER WATER DISTRIBUTOR | 5 | PZ | | | | | | | | | | | | | | | | | | | | | | | | | | | | | | | | | | | | | | | | | | | | | | | | | | | | | | | | | | |



| COMPONENT | | | SPARE PART | | | | | | | | | | | | | | | | | | | | | | | | | | | | | | | | | | | | | | | | | | | | | | | | | | | | | | | | | | |
|-----------|------------------------------------|---|------------|---|--|--|-------------|-----|-----|----------|------------------------|---|----|----------|--|---|---|----------|------------------------------------|---|----|----------|------------------------------------|---|----|----------|----------------|---|----|----------|----------------|---|----|----------|------------------------------------|---|----|----------|----------------|---|----|----------|--------------------------------|----|----|----------|-----------------------|-------|---|----------|----------------------|---|----|----------|-------------------------|---|----|----------|-------------------------|---|----|
| Code | Description | Image | Code | Description | Components list | | | | | | | | | | | | | | | | | | | | | | | | | | | | | | | | | | | | | | | | | | | | | | | | | | | | | | | | |
| TB2614B | XEVL-20XX 5TH MOTOR INT WATER PIPE |  | K0G1041B | BIG-L GN1/1 PLUS COMPLETE FAN GUARD KIT | <table border="1"> <thead> <tr> <th>Code</th> <th>Description</th> <th>Qty</th> <th>UOM</th> </tr> </thead> <tbody> <tr> <td>0G1041B0</td> <td>XEVL-2011 FAN GUARD</td> <td>1</td> <td>PZ</td> </tr> <tr> <td>IP1508A1</td> <td>POLYSTYREN E U SHAPED PROFILE 2000X60X60</td> <td>3</td> <td>M</td> </tr> <tr> <td>TB2612B0</td> <td>XEVL-20XX 6TH MOTOR INT WATER PIPE</td> <td>1</td> <td>PZ</td> </tr> <tr> <td>TB2614B0</td> <td>XEVL-20XX 5TH MOTOR INT WATER PIPE</td> <td>1</td> <td>PZ</td> </tr> <tr> <td>TB2616B0</td> <td>BAFFLE CHIMNEY</td> <td>1</td> <td>PZ</td> </tr> <tr> <td>TB2618B0</td> <td>BAFFLE CHIMNEY</td> <td>1</td> <td>PZ</td> </tr> <tr> <td>TB2620B0</td> <td>XEVL-20XX 2ND MOTOR INT WATER PIPE</td> <td>1</td> <td>PZ</td> </tr> <tr> <td>TB2621B0</td> <td>BAFFLE CHIMNEY</td> <td>1</td> <td>PZ</td> </tr> <tr> <td>VI1220A1</td> <td>4,2X12 TCB SELF-TAPPIN G SCREW</td> <td>11</td> <td>PZ</td> </tr> <tr> <td>VM1059A1</td> <td>HEAT SHRINK FILM H800</td> <td>1.700</td> <td>M</td> </tr> <tr> <td>VM2332A1</td> <td>HUMIDITY PIPES WASHE</td> <td>1</td> <td>PZ</td> </tr> <tr> <td>VM2571A1</td> <td>UPPER WATER DISTRIBUTOR</td> <td>5</td> <td>PZ</td> </tr> <tr> <td>VM2572A1</td> <td>LOWER WATER DISTRIBUTOR</td> <td>5</td> <td>PZ</td> </tr> </tbody> </table> | Code | Description | Qty | UOM | 0G1041B0 | XEVL-2011 FAN GUARD | 1 | PZ | IP1508A1 | POLYSTYREN E U SHAPED PROFILE 2000X60X60 | 3 | M | TB2612B0 | XEVL-20XX 6TH MOTOR INT WATER PIPE | 1 | PZ | TB2614B0 | XEVL-20XX 5TH MOTOR INT WATER PIPE | 1 | PZ | TB2616B0 | BAFFLE CHIMNEY | 1 | PZ | TB2618B0 | BAFFLE CHIMNEY | 1 | PZ | TB2620B0 | XEVL-20XX 2ND MOTOR INT WATER PIPE | 1 | PZ | TB2621B0 | BAFFLE CHIMNEY | 1 | PZ | VI1220A1 | 4,2X12 TCB SELF-TAPPIN G SCREW | 11 | PZ | VM1059A1 | HEAT SHRINK FILM H800 | 1.700 | M | VM2332A1 | HUMIDITY PIPES WASHE | 1 | PZ | VM2571A1 | UPPER WATER DISTRIBUTOR | 5 | PZ | VM2572A1 | LOWER WATER DISTRIBUTOR | 5 | PZ |
| | | | | | Code | Description | Qty | UOM | | | | | | | | | | | | | | | | | | | | | | | | | | | | | | | | | | | | | | | | | | | | | | | | | | | | | |
| | | | | | 0G1041B0 | XEVL-2011 FAN GUARD | 1 | PZ | | | | | | | | | | | | | | | | | | | | | | | | | | | | | | | | | | | | | | | | | | | | | | | | | | | | | |
| | | | | | IP1508A1 | POLYSTYREN E U SHAPED PROFILE 2000X60X60 | 3 | M | | | | | | | | | | | | | | | | | | | | | | | | | | | | | | | | | | | | | | | | | | | | | | | | | | | | | |
| | | | | | TB2612B0 | XEVL-20XX 6TH MOTOR INT WATER PIPE | 1 | PZ | | | | | | | | | | | | | | | | | | | | | | | | | | | | | | | | | | | | | | | | | | | | | | | | | | | | | |
| | | | | | TB2614B0 | XEVL-20XX 5TH MOTOR INT WATER PIPE | 1 | PZ | | | | | | | | | | | | | | | | | | | | | | | | | | | | | | | | | | | | | | | | | | | | | | | | | | | | | |
| | | | | | TB2616B0 | BAFFLE CHIMNEY | 1 | PZ | | | | | | | | | | | | | | | | | | | | | | | | | | | | | | | | | | | | | | | | | | | | | | | | | | | | | |
| | | | | | TB2618B0 | BAFFLE CHIMNEY | 1 | PZ | | | | | | | | | | | | | | | | | | | | | | | | | | | | | | | | | | | | | | | | | | | | | | | | | | | | | |
| | | | | | TB2620B0 | XEVL-20XX 2ND MOTOR INT WATER PIPE | 1 | PZ | | | | | | | | | | | | | | | | | | | | | | | | | | | | | | | | | | | | | | | | | | | | | | | | | | | | | |
| | | | | | TB2621B0 | BAFFLE CHIMNEY | 1 | PZ | | | | | | | | | | | | | | | | | | | | | | | | | | | | | | | | | | | | | | | | | | | | | | | | | | | | | |
| | | | | | VI1220A1 | 4,2X12 TCB SELF-TAPPIN G SCREW | 11 | PZ | | | | | | | | | | | | | | | | | | | | | | | | | | | | | | | | | | | | | | | | | | | | | | | | | | | | | |
| | | | | | VM1059A1 | HEAT SHRINK FILM H800 | 1.700 | M | | | | | | | | | | | | | | | | | | | | | | | | | | | | | | | | | | | | | | | | | | | | | | | | | | | | | |
| | | | | | VM2332A1 | HUMIDITY PIPES WASHE | 1 | PZ | | | | | | | | | | | | | | | | | | | | | | | | | | | | | | | | | | | | | | | | | | | | | | | | | | | | | |
| | | | | | VM2571A1 | UPPER WATER DISTRIBUTOR | 5 | PZ | | | | | | | | | | | | | | | | | | | | | | | | | | | | | | | | | | | | | | | | | | | | | | | | | | | | | |
| | | | | | VM2572A1 | LOWER WATER DISTRIBUTOR | 5 | PZ | | | | | | | | | | | | | | | | | | | | | | | | | | | | | | | | | | | | | | | | | | | | | | | | | | | | | |
| TB2616B | BAFFLE CHIMNEY |  | K0G1059B | BIG-L GN2/1 COMPLETE FAN GUARD KIT | <table border="1"> <thead> <tr> <th>Code</th> <th>Description</th> <th>Qty</th> <th>UOM</th> </tr> </thead> <tbody> <tr> <td>0G1059B0</td> <td>XEVL-2021-EL FAN GUARD</td> <td>1</td> <td>PZ</td> </tr> <tr> <td>IP1508A1</td> <td>POLYSTYREN E U SHAPED PROFILE 2000X60X60</td> <td>1</td> <td>M</td> </tr> <tr> <td>TB2612B0</td> <td>XEVL-20XX 6TH MOTOR INT WATER PIPE</td> <td>1</td> <td>PZ</td> </tr> <tr> <td>TB2614B0</td> <td>XEVL-20XX 5TH MOTOR INT WATER PIPE</td> <td>1</td> <td>PZ</td> </tr> <tr> <td>TB2616B0</td> <td>BAFFLE CHIMNEY</td> <td>1</td> <td>PZ</td> </tr> </tbody> </table> | Code | Description | Qty | UOM | 0G1059B0 | XEVL-2021-EL FAN GUARD | 1 | PZ | IP1508A1 | POLYSTYREN E U SHAPED PROFILE 2000X60X60 | 1 | M | TB2612B0 | XEVL-20XX 6TH MOTOR INT WATER PIPE | 1 | PZ | TB2614B0 | XEVL-20XX 5TH MOTOR INT WATER PIPE | 1 | PZ | TB2616B0 | BAFFLE CHIMNEY | 1 | PZ | | | | | | | | | | | | | | | | | | | | | | | | | | | | | | | | |
| | | | | | Code | Description | Qty | UOM | | | | | | | | | | | | | | | | | | | | | | | | | | | | | | | | | | | | | | | | | | | | | | | | | | | | | |
| | | | | | 0G1059B0 | XEVL-2021-EL FAN GUARD | 1 | PZ | | | | | | | | | | | | | | | | | | | | | | | | | | | | | | | | | | | | | | | | | | | | | | | | | | | | | |
| | | | | | IP1508A1 | POLYSTYREN E U SHAPED PROFILE 2000X60X60 | 1 | M | | | | | | | | | | | | | | | | | | | | | | | | | | | | | | | | | | | | | | | | | | | | | | | | | | | | | |
| | | | | | TB2612B0 | XEVL-20XX 6TH MOTOR INT WATER PIPE | 1 | PZ | | | | | | | | | | | | | | | | | | | | | | | | | | | | | | | | | | | | | | | | | | | | | | | | | | | | | |
| TB2614B0 | XEVL-20XX 5TH MOTOR INT WATER PIPE | 1 | PZ | | | | | | | | | | | | | | | | | | | | | | | | | | | | | | | | | | | | | | | | | | | | | | | | | | | | | | | | | | |
| TB2616B0 | BAFFLE CHIMNEY | 1 | PZ | | | | | | | | | | | | | | | | | | | | | | | | | | | | | | | | | | | | | | | | | | | | | | | | | | | | | | | | | | |




| COMPONENT | | | SPARE PART | | | | | | | | | | | | | | | | | | | | | | | | | | | | | | | | | | | | | | | | | | | | | | | |
|-----------|---|--|------------|--|--|------|-------------|------------------------|-----|----------|-------------------|---|----|----------|---|---|----|----------|-------------------|---|----|----------|--------------------------------------|-------------------|----|----------|--------------------------|-------------------|---|----------|-------------------------|---|----|----------|-------------------------------|-------------------|----|----------|-------------------------------|--------------------------------------|----|----|----------|--------------------------|-------|---|----------|-------------------------|---|----|
| Code | Description | Image | Code | Description | Components list | | | | | | | | | | | | | | | | | | | | | | | | | | | | | | | | | | | | | | | | | | | | | |
| TB2616B | BAFFLE CHIMNEY |  | K0G1059B | BIG-L GN2/1 COMPLETE FAN GUARD KIT | <table border="1"> <thead> <tr> <th>Code</th> <th>Description</th> <th>Qty</th> <th>UOM</th> </tr> </thead> <tbody> <tr> <td>TB2618B0</td> <td>BAFFLE CHIMNEY</td> <td>1</td> <td>PZ</td> </tr> <tr> <td>TB2620B0</td> <td>XEVL-20XX 2ND MOTOR INT WATER PIPE</td> <td>1</td> <td>PZ</td> </tr> <tr> <td>TB2621B0</td> <td>BAFFLE CHIMNEY</td> <td>1</td> <td>PZ</td> </tr> <tr> <td>VI1220A1</td> <td>4,2X12 TCB SELF-TAPPIN G SCREW</td> <td>11</td> <td>PZ</td> </tr> <tr> <td>VM1059A1</td> <td>HEAT SHRINK FILM H800</td> <td>1.700</td> <td>M</td> </tr> <tr> <td>VM2332A1</td> <td>HUMIDITY PIPES WASHE</td> <td>1</td> <td>PZ</td> </tr> <tr> <td>VM2571A1</td> <td>UPPER WATER DISTRIBUTOR</td> <td>5</td> <td>PZ</td> </tr> <tr> <td>VM2572A1</td> <td>LOWER WATER DISTRIBUTOR</td> <td>5</td> <td>PZ</td> </tr> </tbody> </table> | Code | Description | Qty | UOM | TB2618B0 | BAFFLE CHIMNEY | 1 | PZ | TB2620B0 | XEVL-20XX 2ND MOTOR INT WATER PIPE | 1 | PZ | TB2621B0 | BAFFLE CHIMNEY | 1 | PZ | VI1220A1 | 4,2X12 TCB SELF-TAPPIN G SCREW | 11 | PZ | VM1059A1 | HEAT SHRINK FILM H800 | 1.700 | M | VM2332A1 | HUMIDITY PIPES WASHE | 1 | PZ | VM2571A1 | UPPER WATER DISTRIBUTOR | 5 | PZ | VM2572A1 | LOWER WATER DISTRIBUTOR | 5 | PZ | | | | | | | | | |
| | | | Code | Description | Qty | UOM | | | | | | | | | | | | | | | | | | | | | | | | | | | | | | | | | | | | | | | | | | | | |
| TB2618B0 | BAFFLE CHIMNEY | 1 | PZ | | | | | | | | | | | | | | | | | | | | | | | | | | | | | | | | | | | | | | | | | | | | | | | |
| TB2620B0 | XEVL-20XX 2ND MOTOR INT WATER PIPE | 1 | PZ | | | | | | | | | | | | | | | | | | | | | | | | | | | | | | | | | | | | | | | | | | | | | | | |
| TB2621B0 | BAFFLE CHIMNEY | 1 | PZ | | | | | | | | | | | | | | | | | | | | | | | | | | | | | | | | | | | | | | | | | | | | | | | |
| VI1220A1 | 4,2X12 TCB SELF-TAPPIN G SCREW | 11 | PZ | | | | | | | | | | | | | | | | | | | | | | | | | | | | | | | | | | | | | | | | | | | | | | | |
| VM1059A1 | HEAT SHRINK FILM H800 | 1.700 | M | | | | | | | | | | | | | | | | | | | | | | | | | | | | | | | | | | | | | | | | | | | | | | | |
| VM2332A1 | HUMIDITY PIPES WASHE | 1 | PZ | | | | | | | | | | | | | | | | | | | | | | | | | | | | | | | | | | | | | | | | | | | | | | | |
| VM2571A1 | UPPER WATER DISTRIBUTOR | 5 | PZ | | | | | | | | | | | | | | | | | | | | | | | | | | | | | | | | | | | | | | | | | | | | | | | |
| VM2572A1 | LOWER WATER DISTRIBUTOR | 5 | PZ | | | | | | | | | | | | | | | | | | | | | | | | | | | | | | | | | | | | | | | | | | | | | | | |
| K0G1041B | BIG-L GN1/1 PLUS COMPLETE FAN GUARD KIT | <table border="1"> <thead> <tr> <th>Code</th> <th>Description</th> <th>Qty</th> <th>UOM</th> </tr> </thead> <tbody> <tr> <td>0G1041B0</td> <td>XEVL-2011 FAN GUARD</td> <td>1</td> <td>PZ</td> </tr> <tr> <td>IP1508A1</td> <td>POLYSTYREN E U SHAPED PROFILE 2000X60X60</td> <td>3</td> <td>M</td> </tr> <tr> <td>TB2612B0</td> <td>XEVL-20XX 6TH MOTOR INT WATER PIPE</td> <td>1</td> <td>PZ</td> </tr> <tr> <td>TB2614B0</td> <td>XEVL-20XX 5TH MOTOR INT WATER PIPE</td> <td>1</td> <td>PZ</td> </tr> <tr> <td>TB2616B0</td> <td>BAFFLE CHIMNEY</td> <td>1</td> <td>PZ</td> </tr> <tr> <td>TB2618B0</td> <td>BAFFLE CHIMNEY</td> <td>1</td> <td>PZ</td> </tr> <tr> <td>TB2620B0</td> <td>XEVL-20XX 2ND MOTOR INT WATER PIPE</td> <td>1</td> <td>PZ</td> </tr> <tr> <td>TB2621B0</td> <td>BAFFLE CHIMNEY</td> <td>1</td> <td>PZ</td> </tr> <tr> <td>VI1220A1</td> <td>4,2X12 TCB SELF-TAPPIN G SCREW</td> <td>11</td> <td>PZ</td> </tr> <tr> <td>VM1059A1</td> <td>HEAT SHRINK FILM H800</td> <td>1.700</td> <td>M</td> </tr> <tr> <td>VM2332A1</td> <td>HUMIDITY PIPES WASHE</td> <td>1</td> <td>PZ</td> </tr> </tbody> </table> | Code | Description | Qty | UOM | 0G1041B0 | XEVL-2011 FAN GUARD | 1 | PZ | IP1508A1 | POLYSTYREN E U SHAPED PROFILE 2000X60X60 | 3 | M | TB2612B0 | XEVL-20XX 6TH MOTOR INT WATER PIPE | 1 | PZ | TB2614B0 | XEVL-20XX 5TH MOTOR INT WATER PIPE | 1 | PZ | TB2616B0 | BAFFLE CHIMNEY | 1 | PZ | TB2618B0 | BAFFLE CHIMNEY | 1 | PZ | TB2620B0 | XEVL-20XX 2ND MOTOR INT WATER PIPE | 1 | PZ | TB2621B0 | BAFFLE CHIMNEY | 1 | PZ | VI1220A1 | 4,2X12 TCB SELF-TAPPIN G SCREW | 11 | PZ | VM1059A1 | HEAT SHRINK FILM H800 | 1.700 | M | VM2332A1 | HUMIDITY PIPES WASHE | 1 | PZ |
| Code | Description | Qty | UOM | | | | | | | | | | | | | | | | | | | | | | | | | | | | | | | | | | | | | | | | | | | | | | | |
| 0G1041B0 | XEVL-2011 FAN GUARD | 1 | PZ | | | | | | | | | | | | | | | | | | | | | | | | | | | | | | | | | | | | | | | | | | | | | | | |
| IP1508A1 | POLYSTYREN E U SHAPED PROFILE 2000X60X60 | 3 | M | | | | | | | | | | | | | | | | | | | | | | | | | | | | | | | | | | | | | | | | | | | | | | | |
| TB2612B0 | XEVL-20XX 6TH MOTOR INT WATER PIPE | 1 | PZ | | | | | | | | | | | | | | | | | | | | | | | | | | | | | | | | | | | | | | | | | | | | | | | |
| TB2614B0 | XEVL-20XX 5TH MOTOR INT WATER PIPE | 1 | PZ | | | | | | | | | | | | | | | | | | | | | | | | | | | | | | | | | | | | | | | | | | | | | | | |
| TB2616B0 | BAFFLE CHIMNEY | 1 | PZ | | | | | | | | | | | | | | | | | | | | | | | | | | | | | | | | | | | | | | | | | | | | | | | |
| TB2618B0 | BAFFLE CHIMNEY | 1 | PZ | | | | | | | | | | | | | | | | | | | | | | | | | | | | | | | | | | | | | | | | | | | | | | | |
| TB2620B0 | XEVL-20XX 2ND MOTOR INT WATER PIPE | 1 | PZ | | | | | | | | | | | | | | | | | | | | | | | | | | | | | | | | | | | | | | | | | | | | | | | |
| TB2621B0 | BAFFLE CHIMNEY | 1 | PZ | | | | | | | | | | | | | | | | | | | | | | | | | | | | | | | | | | | | | | | | | | | | | | | |
| VI1220A1 | 4,2X12 TCB SELF-TAPPIN G SCREW | 11 | PZ | | | | | | | | | | | | | | | | | | | | | | | | | | | | | | | | | | | | | | | | | | | | | | | |
| VM1059A1 | HEAT SHRINK FILM H800 | 1.700 | M | | | | | | | | | | | | | | | | | | | | | | | | | | | | | | | | | | | | | | | | | | | | | | | |
| VM2332A1 | HUMIDITY PIPES WASHE | 1 | PZ | | | | | | | | | | | | | | | | | | | | | | | | | | | | | | | | | | | | | | | | | | | | | | | |






| COMPONENT | | | SPARE PART | | | | | | | | | | | | | | | | | | | | | | | | | | | | | | | | | | | | | | | | | | | | | | | | | | | | | | | | | | | | | | | | | | | | | | | | | |
|-----------|--|--|------------|---|---|------|-------------|-----|-----|----------|-------------------------|---|----|----------|--|---|----|----------|------------------------------------|---|----|----------|------------------------------------|---|----|----------|----------------|---|----|----------|----------------|---|----|----------|------------------------------------|---|----|----------|----------------|---|----|----------|--------------------------------|----|----|----------|-----------------------|-------|---|----------|----------------------|---|----|----------|-------------------------|---|----|----------|-------------------------|---|----|----------|---|---|------|-------------|-----|-----|----------|---------------------|---|----|----------|--|---|---|
| Code | Description | Image | Code | Description | Components list | | | | | | | | | | | | | | | | | | | | | | | | | | | | | | | | | | | | | | | | | | | | | | | | | | | | | | | | | | | | | | | | | | | | | | | |
| TB2616B | BAFFLE CHIMNEY |  | K0G1041B | BIG-L GN1/1 PLUS COMPLETE FAN GUARD KIT | <table border="1"> <thead> <tr> <th>Code</th> <th>Description</th> <th>Qty</th> <th>UOM</th> </tr> </thead> <tbody> <tr> <td>VM2571A1</td> <td>UPPER WATER DISTRIBUTOR</td> <td>5</td> <td>PZ</td> </tr> <tr> <td>VM2572A1</td> <td>LOWER WATER DISTRIBUTOR</td> <td>5</td> <td>PZ</td> </tr> </tbody> </table> | Code | Description | Qty | UOM | VM2571A1 | UPPER WATER DISTRIBUTOR | 5 | PZ | VM2572A1 | LOWER WATER DISTRIBUTOR | 5 | PZ | | | | | | | | | | | | | | | | | | | | | | | | | | | | | | | | | | | | | | | | | | | | | | | | | | | | | | | | | | | |
| Code | Description | Qty | UOM | | | | | | | | | | | | | | | | | | | | | | | | | | | | | | | | | | | | | | | | | | | | | | | | | | | | | | | | | | | | | | | | | | | | | | | | | |
| VM2571A1 | UPPER WATER DISTRIBUTOR | 5 | PZ | | | | | | | | | | | | | | | | | | | | | | | | | | | | | | | | | | | | | | | | | | | | | | | | | | | | | | | | | | | | | | | | | | | | | | | | | |
| VM2572A1 | LOWER WATER DISTRIBUTOR | 5 | PZ | | | | | | | | | | | | | | | | | | | | | | | | | | | | | | | | | | | | | | | | | | | | | | | | | | | | | | | | | | | | | | | | | | | | | | | | | |
| TB2618B | BAFFLE CHIMNEY |  | K0G1059B | BIG-L GN2/1 COMPLETE FAN GUARD KIT | <table border="1"> <thead> <tr> <th>Code</th> <th>Description</th> <th>Qty</th> <th>UOM</th> </tr> </thead> <tbody> <tr> <td>0G1059B0</td> <td>XEVL-2021-EL FAN GUARD</td> <td>1</td> <td>PZ</td> </tr> <tr> <td>IP1508A1</td> <td>POLYSTYREN E U SHAPED PROFILE 2000X60X60</td> <td>1</td> <td>M</td> </tr> <tr> <td>TB2612B0</td> <td>XEVL-20XX 6TH MOTOR INT WATER PIPE</td> <td>1</td> <td>PZ</td> </tr> <tr> <td>TB2614B0</td> <td>XEVL-20XX 5TH MOTOR INT WATER PIPE</td> <td>1</td> <td>PZ</td> </tr> <tr> <td>TB2616B0</td> <td>BAFFLE CHIMNEY</td> <td>1</td> <td>PZ</td> </tr> <tr> <td>TB2618B0</td> <td>BAFFLE CHIMNEY</td> <td>1</td> <td>PZ</td> </tr> <tr> <td>TB2620B0</td> <td>XEVL-20XX 2ND MOTOR INT WATER PIPE</td> <td>1</td> <td>PZ</td> </tr> <tr> <td>TB2621B0</td> <td>BAFFLE CHIMNEY</td> <td>1</td> <td>PZ</td> </tr> <tr> <td>VI1220A1</td> <td>4,2X12 TCB SELF-TAPPIN G SCREW</td> <td>11</td> <td>PZ</td> </tr> <tr> <td>VM1059A1</td> <td>HEAT SHRINK FILM H800</td> <td>1.700</td> <td>M</td> </tr> <tr> <td>VM2332A1</td> <td>HUMIDITY PIPES WASHE</td> <td>1</td> <td>PZ</td> </tr> <tr> <td>VM2571A1</td> <td>UPPER WATER DISTRIBUTOR</td> <td>5</td> <td>PZ</td> </tr> <tr> <td>VM2572A1</td> <td>LOWER WATER DISTRIBUTOR</td> <td>5</td> <td>PZ</td> </tr> </tbody> </table> | Code | Description | Qty | UOM | 0G1059B0 | XEVL-2021-EL FAN GUARD | 1 | PZ | IP1508A1 | POLYSTYREN E U SHAPED PROFILE 2000X60X60 | 1 | M | TB2612B0 | XEVL-20XX 6TH MOTOR INT WATER PIPE | 1 | PZ | TB2614B0 | XEVL-20XX 5TH MOTOR INT WATER PIPE | 1 | PZ | TB2616B0 | BAFFLE CHIMNEY | 1 | PZ | TB2618B0 | BAFFLE CHIMNEY | 1 | PZ | TB2620B0 | XEVL-20XX 2ND MOTOR INT WATER PIPE | 1 | PZ | TB2621B0 | BAFFLE CHIMNEY | 1 | PZ | VI1220A1 | 4,2X12 TCB SELF-TAPPIN G SCREW | 11 | PZ | VM1059A1 | HEAT SHRINK FILM H800 | 1.700 | M | VM2332A1 | HUMIDITY PIPES WASHE | 1 | PZ | VM2571A1 | UPPER WATER DISTRIBUTOR | 5 | PZ | VM2572A1 | LOWER WATER DISTRIBUTOR | 5 | PZ | K0G1041B | BIG-L GN1/1 PLUS COMPLETE FAN GUARD KIT | <table border="1"> <thead> <tr> <th>Code</th> <th>Description</th> <th>Qty</th> <th>UOM</th> </tr> </thead> <tbody> <tr> <td>0G1041B0</td> <td>XEVL-2011 FAN GUARD</td> <td>1</td> <td>PZ</td> </tr> <tr> <td>IP1508A1</td> <td>POLYSTYREN E U SHAPED PROFILE 2000X60X60</td> <td>3</td> <td>M</td> </tr> </tbody> </table> | Code | Description | Qty | UOM | 0G1041B0 | XEVL-2011 FAN GUARD | 1 | PZ | IP1508A1 | POLYSTYREN E U SHAPED PROFILE 2000X60X60 | 3 | M |
| Code | Description | Qty | UOM | | | | | | | | | | | | | | | | | | | | | | | | | | | | | | | | | | | | | | | | | | | | | | | | | | | | | | | | | | | | | | | | | | | | | | | | | |
| 0G1059B0 | XEVL-2021-EL FAN GUARD | 1 | PZ | | | | | | | | | | | | | | | | | | | | | | | | | | | | | | | | | | | | | | | | | | | | | | | | | | | | | | | | | | | | | | | | | | | | | | | | | |
| IP1508A1 | POLYSTYREN E U SHAPED PROFILE 2000X60X60 | 1 | M | | | | | | | | | | | | | | | | | | | | | | | | | | | | | | | | | | | | | | | | | | | | | | | | | | | | | | | | | | | | | | | | | | | | | | | | | |
| TB2612B0 | XEVL-20XX 6TH MOTOR INT WATER PIPE | 1 | PZ | | | | | | | | | | | | | | | | | | | | | | | | | | | | | | | | | | | | | | | | | | | | | | | | | | | | | | | | | | | | | | | | | | | | | | | | | |
| TB2614B0 | XEVL-20XX 5TH MOTOR INT WATER PIPE | 1 | PZ | | | | | | | | | | | | | | | | | | | | | | | | | | | | | | | | | | | | | | | | | | | | | | | | | | | | | | | | | | | | | | | | | | | | | | | | | |
| TB2616B0 | BAFFLE CHIMNEY | 1 | PZ | | | | | | | | | | | | | | | | | | | | | | | | | | | | | | | | | | | | | | | | | | | | | | | | | | | | | | | | | | | | | | | | | | | | | | | | | |
| TB2618B0 | BAFFLE CHIMNEY | 1 | PZ | | | | | | | | | | | | | | | | | | | | | | | | | | | | | | | | | | | | | | | | | | | | | | | | | | | | | | | | | | | | | | | | | | | | | | | | | |
| TB2620B0 | XEVL-20XX 2ND MOTOR INT WATER PIPE | 1 | PZ | | | | | | | | | | | | | | | | | | | | | | | | | | | | | | | | | | | | | | | | | | | | | | | | | | | | | | | | | | | | | | | | | | | | | | | | | |
| TB2621B0 | BAFFLE CHIMNEY | 1 | PZ | | | | | | | | | | | | | | | | | | | | | | | | | | | | | | | | | | | | | | | | | | | | | | | | | | | | | | | | | | | | | | | | | | | | | | | | | |
| VI1220A1 | 4,2X12 TCB SELF-TAPPIN G SCREW | 11 | PZ | | | | | | | | | | | | | | | | | | | | | | | | | | | | | | | | | | | | | | | | | | | | | | | | | | | | | | | | | | | | | | | | | | | | | | | | | |
| VM1059A1 | HEAT SHRINK FILM H800 | 1.700 | M | | | | | | | | | | | | | | | | | | | | | | | | | | | | | | | | | | | | | | | | | | | | | | | | | | | | | | | | | | | | | | | | | | | | | | | | | |
| VM2332A1 | HUMIDITY PIPES WASHE | 1 | PZ | | | | | | | | | | | | | | | | | | | | | | | | | | | | | | | | | | | | | | | | | | | | | | | | | | | | | | | | | | | | | | | | | | | | | | | | | |
| VM2571A1 | UPPER WATER DISTRIBUTOR | 5 | PZ | | | | | | | | | | | | | | | | | | | | | | | | | | | | | | | | | | | | | | | | | | | | | | | | | | | | | | | | | | | | | | | | | | | | | | | | | |
| VM2572A1 | LOWER WATER DISTRIBUTOR | 5 | PZ | | | | | | | | | | | | | | | | | | | | | | | | | | | | | | | | | | | | | | | | | | | | | | | | | | | | | | | | | | | | | | | | | | | | | | | | | |
| Code | Description | Qty | UOM | | | | | | | | | | | | | | | | | | | | | | | | | | | | | | | | | | | | | | | | | | | | | | | | | | | | | | | | | | | | | | | | | | | | | | | | | |
| 0G1041B0 | XEVL-2011 FAN GUARD | 1 | PZ | | | | | | | | | | | | | | | | | | | | | | | | | | | | | | | | | | | | | | | | | | | | | | | | | | | | | | | | | | | | | | | | | | | | | | | | | |
| IP1508A1 | POLYSTYREN E U SHAPED PROFILE 2000X60X60 | 3 | M | | | | | | | | | | | | | | | | | | | | | | | | | | | | | | | | | | | | | | | | | | | | | | | | | | | | | | | | | | | | | | | | | | | | | | | | | |





| COMPONENT | | | SPARE PART | | | | | | | | | | | | | | | | | | | | | | | | | | | | | | | | | | | | | | | | | | | | | | | | | | |
|-----------|--|---|------------|---|--|---|-------------|-----|-----|----------|---|---|----|----------|---|---|----|----------|---|---|----|----------|---|---|----|----------|---|---|----|----------|-------------------|---|----|----------|---|----|----|----------|--------------------------|-------|---|----------|-------------------------|---|----|----------|-------------------------------|---|----|----------|-------------------------------|---|----|
| Code | Description | Image | Code | Description | Components list | | | | | | | | | | | | | | | | | | | | | | | | | | | | | | | | | | | | | | | | | | | | | | | | |
| TB2618B | BAFFLE CHIMNEY |  | K0G1041B | BIG-L GN1/1 PLUS COMPLETE FAN GUARD KIT | <table border="1"> <thead> <tr> <th>Code</th> <th>Description</th> <th>Qty</th> <th>UOM</th> </tr> </thead> <tbody> <tr> <td>TB2612B0</td> <td>XEVL-20XX 6TH MOTOR INT WATER PIPE</td> <td>1</td> <td>PZ</td> </tr> <tr> <td>TB2614B0</td> <td>XEVL-20XX 5TH MOTOR INT WATER PIPE</td> <td>1</td> <td>PZ</td> </tr> <tr> <td>TB2616B0</td> <td>BAFFLE CHIMNEY</td> <td>1</td> <td>PZ</td> </tr> <tr> <td>TB2618B0</td> <td>BAFFLE CHIMNEY</td> <td>1</td> <td>PZ</td> </tr> <tr> <td>TB2620B0</td> <td>XEVL-20XX 2ND MOTOR INT WATER PIPE</td> <td>1</td> <td>PZ</td> </tr> <tr> <td>TB2621B0</td> <td>BAFFLE CHIMNEY</td> <td>1</td> <td>PZ</td> </tr> <tr> <td>VI1220A1</td> <td>4,2X12 TCB SELF-TAPPIN G SCREW</td> <td>11</td> <td>PZ</td> </tr> <tr> <td>VM1059A1</td> <td>HEAT SHRINK FILM H800</td> <td>1.700</td> <td>M</td> </tr> <tr> <td>VM2332A1</td> <td>HUMIDITY PIPES WASHE</td> <td>1</td> <td>PZ</td> </tr> <tr> <td>VM2571A1</td> <td>UPPER WATER DISTRIBUTOR</td> <td>5</td> <td>PZ</td> </tr> <tr> <td>VM2572A1</td> <td>LOWER WATER DISTRIBUTOR</td> <td>5</td> <td>PZ</td> </tr> </tbody> </table> | Code | Description | Qty | UOM | TB2612B0 | XEVL-20XX 6TH MOTOR INT WATER PIPE | 1 | PZ | TB2614B0 | XEVL-20XX 5TH MOTOR INT WATER PIPE | 1 | PZ | TB2616B0 | BAFFLE CHIMNEY | 1 | PZ | TB2618B0 | BAFFLE CHIMNEY | 1 | PZ | TB2620B0 | XEVL-20XX 2ND MOTOR INT WATER PIPE | 1 | PZ | TB2621B0 | BAFFLE CHIMNEY | 1 | PZ | VI1220A1 | 4,2X12 TCB SELF-TAPPIN G SCREW | 11 | PZ | VM1059A1 | HEAT SHRINK FILM H800 | 1.700 | M | VM2332A1 | HUMIDITY PIPES WASHE | 1 | PZ | VM2571A1 | UPPER WATER DISTRIBUTOR | 5 | PZ | VM2572A1 | LOWER WATER DISTRIBUTOR | 5 | PZ |
| | | | | | Code | Description | Qty | UOM | | | | | | | | | | | | | | | | | | | | | | | | | | | | | | | | | | | | | | | | | | | | | |
| | | | | | TB2612B0 | XEVL-20XX 6TH MOTOR INT WATER PIPE | 1 | PZ | | | | | | | | | | | | | | | | | | | | | | | | | | | | | | | | | | | | | | | | | | | | | |
| | | | | | TB2614B0 | XEVL-20XX 5TH MOTOR INT WATER PIPE | 1 | PZ | | | | | | | | | | | | | | | | | | | | | | | | | | | | | | | | | | | | | | | | | | | | | |
| | | | | | TB2616B0 | BAFFLE CHIMNEY | 1 | PZ | | | | | | | | | | | | | | | | | | | | | | | | | | | | | | | | | | | | | | | | | | | | | |
| | | | | | TB2618B0 | BAFFLE CHIMNEY | 1 | PZ | | | | | | | | | | | | | | | | | | | | | | | | | | | | | | | | | | | | | | | | | | | | | |
| | | | | | TB2620B0 | XEVL-20XX 2ND MOTOR INT WATER PIPE | 1 | PZ | | | | | | | | | | | | | | | | | | | | | | | | | | | | | | | | | | | | | | | | | | | | | |
| | | | | | TB2621B0 | BAFFLE CHIMNEY | 1 | PZ | | | | | | | | | | | | | | | | | | | | | | | | | | | | | | | | | | | | | | | | | | | | | |
| | | | | | VI1220A1 | 4,2X12 TCB SELF-TAPPIN G SCREW | 11 | PZ | | | | | | | | | | | | | | | | | | | | | | | | | | | | | | | | | | | | | | | | | | | | | |
| | | | | | VM1059A1 | HEAT SHRINK FILM H800 | 1.700 | M | | | | | | | | | | | | | | | | | | | | | | | | | | | | | | | | | | | | | | | | | | | | | |
| | | | | | VM2332A1 | HUMIDITY PIPES WASHE | 1 | PZ | | | | | | | | | | | | | | | | | | | | | | | | | | | | | | | | | | | | | | | | | | | | | |
| | | | | | VM2571A1 | UPPER WATER DISTRIBUTOR | 5 | PZ | | | | | | | | | | | | | | | | | | | | | | | | | | | | | | | | | | | | | | | | | | | | | |
| | | | | | VM2572A1 | LOWER WATER DISTRIBUTOR | 5 | PZ | | | | | | | | | | | | | | | | | | | | | | | | | | | | | | | | | | | | | | | | | | | | | |
| TB2620B | XEVL-20XX 2ND MOTOR INT WATER PIPE |  | K0G1059B | BIG-L GN2/1 COMPLETE FAN GUARD KIT | <table border="1"> <thead> <tr> <th>Code</th> <th>Description</th> <th>Qty</th> <th>UOM</th> </tr> </thead> <tbody> <tr> <td>0G1059B0</td> <td>XEVL-2021-EL FAN GUARD</td> <td>1</td> <td>PZ</td> </tr> <tr> <td>IP1508A1</td> <td>POLYSTYREN E U SHAPED PROFILE 2000X60X60</td> <td>1</td> <td>M</td> </tr> <tr> <td>TB2612B0</td> <td>XEVL-20XX 6TH MOTOR INT WATER PIPE</td> <td>1</td> <td>PZ</td> </tr> <tr> <td>TB2614B0</td> <td>XEVL-20XX 5TH MOTOR INT WATER PIPE</td> <td>1</td> <td>PZ</td> </tr> <tr> <td>TB2616B0</td> <td>BAFFLE CHIMNEY</td> <td>1</td> <td>PZ</td> </tr> <tr> <td>TB2618B0</td> <td>BAFFLE CHIMNEY</td> <td>1</td> <td>PZ</td> </tr> <tr> <td>TB2620B0</td> <td>XEVL-20XX 2ND MOTOR INT WATER PIPE</td> <td>1</td> <td>PZ</td> </tr> </tbody> </table> | Code | Description | Qty | UOM | 0G1059B0 | XEVL-2021-EL FAN GUARD | 1 | PZ | IP1508A1 | POLYSTYREN E U SHAPED PROFILE 2000X60X60 | 1 | M | TB2612B0 | XEVL-20XX 6TH MOTOR INT WATER PIPE | 1 | PZ | TB2614B0 | XEVL-20XX 5TH MOTOR INT WATER PIPE | 1 | PZ | TB2616B0 | BAFFLE CHIMNEY | 1 | PZ | TB2618B0 | BAFFLE CHIMNEY | 1 | PZ | TB2620B0 | XEVL-20XX 2ND MOTOR INT WATER PIPE | 1 | PZ | | | | | | | | | | | | | | | | |
| | | | | | Code | Description | Qty | UOM | | | | | | | | | | | | | | | | | | | | | | | | | | | | | | | | | | | | | | | | | | | | | |
| | | | | | 0G1059B0 | XEVL-2021-EL FAN GUARD | 1 | PZ | | | | | | | | | | | | | | | | | | | | | | | | | | | | | | | | | | | | | | | | | | | | | |
| | | | | | IP1508A1 | POLYSTYREN E U SHAPED PROFILE 2000X60X60 | 1 | M | | | | | | | | | | | | | | | | | | | | | | | | | | | | | | | | | | | | | | | | | | | | | |
| | | | | | TB2612B0 | XEVL-20XX 6TH MOTOR INT WATER PIPE | 1 | PZ | | | | | | | | | | | | | | | | | | | | | | | | | | | | | | | | | | | | | | | | | | | | | |
| | | | | | TB2614B0 | XEVL-20XX 5TH MOTOR INT WATER PIPE | 1 | PZ | | | | | | | | | | | | | | | | | | | | | | | | | | | | | | | | | | | | | | | | | | | | | |
| | | | | | TB2616B0 | BAFFLE CHIMNEY | 1 | PZ | | | | | | | | | | | | | | | | | | | | | | | | | | | | | | | | | | | | | | | | | | | | | |
| | | | | | TB2618B0 | BAFFLE CHIMNEY | 1 | PZ | | | | | | | | | | | | | | | | | | | | | | | | | | | | | | | | | | | | | | | | | | | | | |
| | | | | | TB2620B0 | XEVL-20XX 2ND MOTOR INT WATER PIPE | 1 | PZ | | | | | | | | | | | | | | | | | | | | | | | | | | | | | | | | | | | | | | | | | | | | | |

| COMPONENT | | | SPARE PART | | | | | | | | | | | | | | | | | | | | | | | | | | | | | | | | | | | | | | | | | | | | | | | | | | | | | | | |
|-----------|---|--|------------|--|--|------|-------------|------------------------|-----|----------|-------------------|---|----|----------|--------------------------------------|---|----|----------|--------------------------|---|---|----------|-------------------------|-------------------|----|----------|-------------------------------|-------------------|----|----------|-------------------------------|---|----|----|----------|-------------------|---|----|----------|--------------------------------------|----|----|----------|--------------------------|-------|---|----------|-------------------------|---|----|----------|-------------------------------|---|----|----------|-------------------------------|---|----|
| Code | Description | Image | Code | Description | Components list | | | | | | | | | | | | | | | | | | | | | | | | | | | | | | | | | | | | | | | | | | | | | | | | | | | | | |
| TB2620B | XEVL-20XX 2ND MOTOR INT WATER PIPE |  | K0G1059B | BIG-L GN2/1 COMPLETE FAN GUARD KIT | <table border="1"> <thead> <tr> <th>Code</th> <th>Description</th> <th>Qty</th> <th>UOM</th> </tr> </thead> <tbody> <tr> <td>TB2621B0</td> <td>BAFFLE CHIMNEY</td> <td>1</td> <td>PZ</td> </tr> <tr> <td>VI1220A1</td> <td>4,2X12 TCB SELF-TAPPIN G SCREW</td> <td>11</td> <td>PZ</td> </tr> <tr> <td>VM1059A1</td> <td>HEAT SHRINK FILM H800</td> <td>1.700</td> <td>M</td> </tr> <tr> <td>VM2332A1</td> <td>HUMIDITY PIPES WASHE</td> <td>1</td> <td>PZ</td> </tr> <tr> <td>VM2571A1</td> <td>UPPER WATER DISTRIBUTOR</td> <td>5</td> <td>PZ</td> </tr> <tr> <td>VM2572A1</td> <td>LOWER WATER DISTRIBUTOR</td> <td>5</td> <td>PZ</td> </tr> </tbody> </table> | Code | Description | Qty | UOM | TB2621B0 | BAFFLE CHIMNEY | 1 | PZ | VI1220A1 | 4,2X12 TCB SELF-TAPPIN G SCREW | 11 | PZ | VM1059A1 | HEAT SHRINK FILM H800 | 1.700 | M | VM2332A1 | HUMIDITY PIPES WASHE | 1 | PZ | VM2571A1 | UPPER WATER DISTRIBUTOR | 5 | PZ | VM2572A1 | LOWER WATER DISTRIBUTOR | 5 | PZ | | | | | | | | | | | | | | | | | | | | | | | | | |
| | | | Code | Description | Qty | UOM | | | | | | | | | | | | | | | | | | | | | | | | | | | | | | | | | | | | | | | | | | | | | | | | | | | | |
| TB2621B0 | BAFFLE CHIMNEY | 1 | PZ | | | | | | | | | | | | | | | | | | | | | | | | | | | | | | | | | | | | | | | | | | | | | | | | | | | | | | | |
| VI1220A1 | 4,2X12 TCB SELF-TAPPIN G SCREW | 11 | PZ | | | | | | | | | | | | | | | | | | | | | | | | | | | | | | | | | | | | | | | | | | | | | | | | | | | | | | | |
| VM1059A1 | HEAT SHRINK FILM H800 | 1.700 | M | | | | | | | | | | | | | | | | | | | | | | | | | | | | | | | | | | | | | | | | | | | | | | | | | | | | | | | |
| VM2332A1 | HUMIDITY PIPES WASHE | 1 | PZ | | | | | | | | | | | | | | | | | | | | | | | | | | | | | | | | | | | | | | | | | | | | | | | | | | | | | | | |
| VM2571A1 | UPPER WATER DISTRIBUTOR | 5 | PZ | | | | | | | | | | | | | | | | | | | | | | | | | | | | | | | | | | | | | | | | | | | | | | | | | | | | | | | |
| VM2572A1 | LOWER WATER DISTRIBUTOR | 5 | PZ | | | | | | | | | | | | | | | | | | | | | | | | | | | | | | | | | | | | | | | | | | | | | | | | | | | | | | | |
| K0G1041B | BIG-L GN1/1 PLUS COMPLETE FAN GUARD KIT | <table border="1"> <thead> <tr> <th>Code</th> <th>Description</th> <th>Qty</th> <th>UOM</th> </tr> </thead> <tbody> <tr> <td>0G1041B0</td> <td>XEVL-2011 FAN GUARD</td> <td>1</td> <td>PZ</td> </tr> <tr> <td>IP1508A1</td> <td>POLYSTYREN E U SHAPED PROFILE 2000X60X60</td> <td>3</td> <td>M</td> </tr> <tr> <td>TB2612B0</td> <td>XEVL-20XX 6TH MOTOR INT WATER PIPE</td> <td>1</td> <td>PZ</td> </tr> <tr> <td>TB2614B0</td> <td>XEVL-20XX 5TH MOTOR INT WATER PIPE</td> <td>1</td> <td>PZ</td> </tr> <tr> <td>TB2616B0</td> <td>BAFFLE CHIMNEY</td> <td>1</td> <td>PZ</td> </tr> <tr> <td>TB2618B0</td> <td>BAFFLE CHIMNEY</td> <td>1</td> <td>PZ</td> </tr> <tr> <td>TB2620B0</td> <td>XEVL-20XX 2ND MOTOR INT WATER PIPE</td> <td>1</td> <td>PZ</td> </tr> <tr> <td>TB2621B0</td> <td>BAFFLE CHIMNEY</td> <td>1</td> <td>PZ</td> </tr> <tr> <td>VI1220A1</td> <td>4,2X12 TCB SELF-TAPPIN G SCREW</td> <td>11</td> <td>PZ</td> </tr> <tr> <td>VM1059A1</td> <td>HEAT SHRINK FILM H800</td> <td>1.700</td> <td>M</td> </tr> <tr> <td>VM2332A1</td> <td>HUMIDITY PIPES WASHE</td> <td>1</td> <td>PZ</td> </tr> <tr> <td>VM2571A1</td> <td>UPPER WATER DISTRIBUTOR</td> <td>5</td> <td>PZ</td> </tr> <tr> <td>VM2572A1</td> <td>LOWER WATER DISTRIBUTOR</td> <td>5</td> <td>PZ</td> </tr> </tbody> </table> | Code | Description | Qty | UOM | 0G1041B0 | XEVL-2011 FAN GUARD | 1 | PZ | IP1508A1 | POLYSTYREN E U SHAPED PROFILE 2000X60X60 | 3 | M | TB2612B0 | XEVL-20XX 6TH MOTOR INT WATER PIPE | 1 | PZ | TB2614B0 | XEVL-20XX 5TH MOTOR INT WATER PIPE | 1 | PZ | TB2616B0 | BAFFLE CHIMNEY | 1 | PZ | TB2618B0 | BAFFLE CHIMNEY | 1 | PZ | TB2620B0 | XEVL-20XX 2ND MOTOR INT WATER PIPE | 1 | PZ | TB2621B0 | BAFFLE CHIMNEY | 1 | PZ | VI1220A1 | 4,2X12 TCB SELF-TAPPIN G SCREW | 11 | PZ | VM1059A1 | HEAT SHRINK FILM H800 | 1.700 | M | VM2332A1 | HUMIDITY PIPES WASHE | 1 | PZ | VM2571A1 | UPPER WATER DISTRIBUTOR | 5 | PZ | VM2572A1 | LOWER WATER DISTRIBUTOR | 5 | PZ |
| Code | Description | Qty | UOM | | | | | | | | | | | | | | | | | | | | | | | | | | | | | | | | | | | | | | | | | | | | | | | | | | | | | | | |
| 0G1041B0 | XEVL-2011 FAN GUARD | 1 | PZ | | | | | | | | | | | | | | | | | | | | | | | | | | | | | | | | | | | | | | | | | | | | | | | | | | | | | | | |
| IP1508A1 | POLYSTYREN E U SHAPED PROFILE 2000X60X60 | 3 | M | | | | | | | | | | | | | | | | | | | | | | | | | | | | | | | | | | | | | | | | | | | | | | | | | | | | | | | |
| TB2612B0 | XEVL-20XX 6TH MOTOR INT WATER PIPE | 1 | PZ | | | | | | | | | | | | | | | | | | | | | | | | | | | | | | | | | | | | | | | | | | | | | | | | | | | | | | | |
| TB2614B0 | XEVL-20XX 5TH MOTOR INT WATER PIPE | 1 | PZ | | | | | | | | | | | | | | | | | | | | | | | | | | | | | | | | | | | | | | | | | | | | | | | | | | | | | | | |
| TB2616B0 | BAFFLE CHIMNEY | 1 | PZ | | | | | | | | | | | | | | | | | | | | | | | | | | | | | | | | | | | | | | | | | | | | | | | | | | | | | | | |
| TB2618B0 | BAFFLE CHIMNEY | 1 | PZ | | | | | | | | | | | | | | | | | | | | | | | | | | | | | | | | | | | | | | | | | | | | | | | | | | | | | | | |
| TB2620B0 | XEVL-20XX 2ND MOTOR INT WATER PIPE | 1 | PZ | | | | | | | | | | | | | | | | | | | | | | | | | | | | | | | | | | | | | | | | | | | | | | | | | | | | | | | |
| TB2621B0 | BAFFLE CHIMNEY | 1 | PZ | | | | | | | | | | | | | | | | | | | | | | | | | | | | | | | | | | | | | | | | | | | | | | | | | | | | | | | |
| VI1220A1 | 4,2X12 TCB SELF-TAPPIN G SCREW | 11 | PZ | | | | | | | | | | | | | | | | | | | | | | | | | | | | | | | | | | | | | | | | | | | | | | | | | | | | | | | |
| VM1059A1 | HEAT SHRINK FILM H800 | 1.700 | M | | | | | | | | | | | | | | | | | | | | | | | | | | | | | | | | | | | | | | | | | | | | | | | | | | | | | | | |
| VM2332A1 | HUMIDITY PIPES WASHE | 1 | PZ | | | | | | | | | | | | | | | | | | | | | | | | | | | | | | | | | | | | | | | | | | | | | | | | | | | | | | | |
| VM2571A1 | UPPER WATER DISTRIBUTOR | 5 | PZ | | | | | | | | | | | | | | | | | | | | | | | | | | | | | | | | | | | | | | | | | | | | | | | | | | | | | | | |
| VM2572A1 | LOWER WATER DISTRIBUTOR | 5 | PZ | | | | | | | | | | | | | | | | | | | | | | | | | | | | | | | | | | | | | | | | | | | | | | | | | | | | | | | |





| COMPONENT | | | SPARE PART | | | | | | | | | | | | | | | | | | | | | | | | | | | | | | | | | | | | | | | | | | | | | | | | | | | | | | | | | | | | | | | | | | | | | | | | | | | | | | | | | | | | | |
|-----------|---|---|------------|--|---|------|-------------|-----|-----|----------|---------------------------|---|----|----------|---|---|---|----------|---|---|----|----------|---|---|----|----------|-------------------|---|----|----------|-------------------|---|----|----------|---|---|----|----------|-------------------|---|----|----------|--------------------------------------|----|----|----------|--------------------------|-------|---|----------|-------------------------|---|----|----------|-------------------------------|---|----|----------|-------------------------------|---|----|----------|---|---|------|-------------|-----|-----|----------|------------------------|---|----|----------|---|---|---|----------|---|---|----|----------|---|---|----|----------|-------------------|---|----|
| Code | Description | Image | Code | Description | Components list | | | | | | | | | | | | | | | | | | | | | | | | | | | | | | | | | | | | | | | | | | | | | | | | | | | | | | | | | | | | | | | | | | | | | | | | | | | | | | | | | | | |
| TB2621B | BAFFLE CHIMNEY |  | K0G1059B | BIG-L GN2/1 COMPLETE FAN GUARD KIT | <table border="1"> <thead> <tr> <th>Code</th> <th>Description</th> <th>Qty</th> <th>UOM</th> </tr> </thead> <tbody> <tr> <td>0G1059B0</td> <td>XEVL-2021-EL FAN GUARD</td> <td>1</td> <td>PZ</td> </tr> <tr> <td>IP1508A1</td> <td>POLYSTYREN E U SHAPED PROFILE 2000X60X60</td> <td>1</td> <td>M</td> </tr> <tr> <td>TB2612B0</td> <td>XEVL-20XX 6TH MOTOR INT WATER PIPE</td> <td>1</td> <td>PZ</td> </tr> <tr> <td>TB2614B0</td> <td>XEVL-20XX 5TH MOTOR INT WATER PIPE</td> <td>1</td> <td>PZ</td> </tr> <tr> <td>TB2616B0</td> <td>BAFFLE CHIMNEY</td> <td>1</td> <td>PZ</td> </tr> <tr> <td>TB2618B0</td> <td>BAFFLE CHIMNEY</td> <td>1</td> <td>PZ</td> </tr> <tr> <td>TB2620B0</td> <td>XEVL-20XX 2ND MOTOR INT WATER PIPE</td> <td>1</td> <td>PZ</td> </tr> <tr> <td>TB2621B0</td> <td>BAFFLE CHIMNEY</td> <td>1</td> <td>PZ</td> </tr> <tr> <td>VI1220A1</td> <td>4,2X12 TCB SELF-TAPPIN G SCREW</td> <td>11</td> <td>PZ</td> </tr> <tr> <td>VM1059A1</td> <td>HEAT SHRINK FILM H800</td> <td>1.700</td> <td>M</td> </tr> <tr> <td>VM2332A1</td> <td>HUMIDITY PIPES WASHE</td> <td>1</td> <td>PZ</td> </tr> <tr> <td>VM2571A1</td> <td>UPPER WATER DISTRIBUTOR</td> <td>5</td> <td>PZ</td> </tr> <tr> <td>VM2572A1</td> <td>LOWER WATER DISTRIBUTOR</td> <td>5</td> <td>PZ</td> </tr> </tbody> </table> | Code | Description | Qty | UOM | 0G1059B0 | XEVL-2021-EL FAN GUARD | 1 | PZ | IP1508A1 | POLYSTYREN E U SHAPED PROFILE 2000X60X60 | 1 | M | TB2612B0 | XEVL-20XX 6TH MOTOR INT WATER PIPE | 1 | PZ | TB2614B0 | XEVL-20XX 5TH MOTOR INT WATER PIPE | 1 | PZ | TB2616B0 | BAFFLE CHIMNEY | 1 | PZ | TB2618B0 | BAFFLE CHIMNEY | 1 | PZ | TB2620B0 | XEVL-20XX 2ND MOTOR INT WATER PIPE | 1 | PZ | TB2621B0 | BAFFLE CHIMNEY | 1 | PZ | VI1220A1 | 4,2X12 TCB SELF-TAPPIN G SCREW | 11 | PZ | VM1059A1 | HEAT SHRINK FILM H800 | 1.700 | M | VM2332A1 | HUMIDITY PIPES WASHE | 1 | PZ | VM2571A1 | UPPER WATER DISTRIBUTOR | 5 | PZ | VM2572A1 | LOWER WATER DISTRIBUTOR | 5 | PZ | K0G1041B | BIG-L GN1/1 PLUS COMPLETE FAN GUARD KIT | <table border="1"> <thead> <tr> <th>Code</th> <th>Description</th> <th>Qty</th> <th>UOM</th> </tr> </thead> <tbody> <tr> <td>0G1041B0</td> <td>XEVL-2011 FAN GUARD</td> <td>1</td> <td>PZ</td> </tr> <tr> <td>IP1508A1</td> <td>POLYSTYREN E U SHAPED PROFILE 2000X60X60</td> <td>3</td> <td>M</td> </tr> <tr> <td>TB2612B0</td> <td>XEVL-20XX 6TH MOTOR INT WATER PIPE</td> <td>1</td> <td>PZ</td> </tr> <tr> <td>TB2614B0</td> <td>XEVL-20XX 5TH MOTOR INT WATER PIPE</td> <td>1</td> <td>PZ</td> </tr> <tr> <td>TB2616B0</td> <td>BAFFLE CHIMNEY</td> <td>1</td> <td>PZ</td> </tr> </tbody> </table> | Code | Description | Qty | UOM | 0G1041B0 | XEVL-2011 FAN GUARD | 1 | PZ | IP1508A1 | POLYSTYREN E U SHAPED PROFILE 2000X60X60 | 3 | M | TB2612B0 | XEVL-20XX 6TH MOTOR INT WATER PIPE | 1 | PZ | TB2614B0 | XEVL-20XX 5TH MOTOR INT WATER PIPE | 1 | PZ | TB2616B0 | BAFFLE CHIMNEY | 1 | PZ |
| | | | Code | Description | Qty | UOM | | | | | | | | | | | | | | | | | | | | | | | | | | | | | | | | | | | | | | | | | | | | | | | | | | | | | | | | | | | | | | | | | | | | | | | | | | | | | | | | | | |
| 0G1059B0 | XEVL-2021-EL FAN GUARD | 1 | PZ | | | | | | | | | | | | | | | | | | | | | | | | | | | | | | | | | | | | | | | | | | | | | | | | | | | | | | | | | | | | | | | | | | | | | | | | | | | | | | | | | | | | | |
| IP1508A1 | POLYSTYREN E U SHAPED PROFILE 2000X60X60 | 1 | M | | | | | | | | | | | | | | | | | | | | | | | | | | | | | | | | | | | | | | | | | | | | | | | | | | | | | | | | | | | | | | | | | | | | | | | | | | | | | | | | | | | | | |
| TB2612B0 | XEVL-20XX 6TH MOTOR INT WATER PIPE | 1 | PZ | | | | | | | | | | | | | | | | | | | | | | | | | | | | | | | | | | | | | | | | | | | | | | | | | | | | | | | | | | | | | | | | | | | | | | | | | | | | | | | | | | | | | |
| TB2614B0 | XEVL-20XX 5TH MOTOR INT WATER PIPE | 1 | PZ | | | | | | | | | | | | | | | | | | | | | | | | | | | | | | | | | | | | | | | | | | | | | | | | | | | | | | | | | | | | | | | | | | | | | | | | | | | | | | | | | | | | | |
| TB2616B0 | BAFFLE CHIMNEY | 1 | PZ | | | | | | | | | | | | | | | | | | | | | | | | | | | | | | | | | | | | | | | | | | | | | | | | | | | | | | | | | | | | | | | | | | | | | | | | | | | | | | | | | | | | | |
| TB2618B0 | BAFFLE CHIMNEY | 1 | PZ | | | | | | | | | | | | | | | | | | | | | | | | | | | | | | | | | | | | | | | | | | | | | | | | | | | | | | | | | | | | | | | | | | | | | | | | | | | | | | | | | | | | | |
| TB2620B0 | XEVL-20XX 2ND MOTOR INT WATER PIPE | 1 | PZ | | | | | | | | | | | | | | | | | | | | | | | | | | | | | | | | | | | | | | | | | | | | | | | | | | | | | | | | | | | | | | | | | | | | | | | | | | | | | | | | | | | | | |
| TB2621B0 | BAFFLE CHIMNEY | 1 | PZ | | | | | | | | | | | | | | | | | | | | | | | | | | | | | | | | | | | | | | | | | | | | | | | | | | | | | | | | | | | | | | | | | | | | | | | | | | | | | | | | | | | | | |
| VI1220A1 | 4,2X12 TCB SELF-TAPPIN G SCREW | 11 | PZ | | | | | | | | | | | | | | | | | | | | | | | | | | | | | | | | | | | | | | | | | | | | | | | | | | | | | | | | | | | | | | | | | | | | | | | | | | | | | | | | | | | | | |
| VM1059A1 | HEAT SHRINK FILM H800 | 1.700 | M | | | | | | | | | | | | | | | | | | | | | | | | | | | | | | | | | | | | | | | | | | | | | | | | | | | | | | | | | | | | | | | | | | | | | | | | | | | | | | | | | | | | | |
| VM2332A1 | HUMIDITY PIPES WASHE | 1 | PZ | | | | | | | | | | | | | | | | | | | | | | | | | | | | | | | | | | | | | | | | | | | | | | | | | | | | | | | | | | | | | | | | | | | | | | | | | | | | | | | | | | | | | |
| VM2571A1 | UPPER WATER DISTRIBUTOR | 5 | PZ | | | | | | | | | | | | | | | | | | | | | | | | | | | | | | | | | | | | | | | | | | | | | | | | | | | | | | | | | | | | | | | | | | | | | | | | | | | | | | | | | | | | | |
| VM2572A1 | LOWER WATER DISTRIBUTOR | 5 | PZ | | | | | | | | | | | | | | | | | | | | | | | | | | | | | | | | | | | | | | | | | | | | | | | | | | | | | | | | | | | | | | | | | | | | | | | | | | | | | | | | | | | | | |
| Code | Description | Qty | UOM | | | | | | | | | | | | | | | | | | | | | | | | | | | | | | | | | | | | | | | | | | | | | | | | | | | | | | | | | | | | | | | | | | | | | | | | | | | | | | | | | | | | | |
| 0G1041B0 | XEVL-2011 FAN GUARD | 1 | PZ | | | | | | | | | | | | | | | | | | | | | | | | | | | | | | | | | | | | | | | | | | | | | | | | | | | | | | | | | | | | | | | | | | | | | | | | | | | | | | | | | | | | | |
| IP1508A1 | POLYSTYREN E U SHAPED PROFILE 2000X60X60 | 3 | M | | | | | | | | | | | | | | | | | | | | | | | | | | | | | | | | | | | | | | | | | | | | | | | | | | | | | | | | | | | | | | | | | | | | | | | | | | | | | | | | | | | | | |
| TB2612B0 | XEVL-20XX 6TH MOTOR INT WATER PIPE | 1 | PZ | | | | | | | | | | | | | | | | | | | | | | | | | | | | | | | | | | | | | | | | | | | | | | | | | | | | | | | | | | | | | | | | | | | | | | | | | | | | | | | | | | | | | |
| TB2614B0 | XEVL-20XX 5TH MOTOR INT WATER PIPE | 1 | PZ | | | | | | | | | | | | | | | | | | | | | | | | | | | | | | | | | | | | | | | | | | | | | | | | | | | | | | | | | | | | | | | | | | | | | | | | | | | | | | | | | | | | | |
| TB2616B0 | BAFFLE CHIMNEY | 1 | PZ | | | | | | | | | | | | | | | | | | | | | | | | | | | | | | | | | | | | | | | | | | | | | | | | | | | | | | | | | | | | | | | | | | | | | | | | | | | | | | | | | | | | | |



| COMPONENT | | | SPARE PART | | | | | | | | | | | | | | | | | | | | | | | | | | | | | | | | | | | | | | | | | | | | | | | | | | |
|-----------|--|---|------------|---|---|------|-------------|-----|-----|----------|---------------------|---|----|----------|--|---|----|----------|------------------------------------|---|----|----------|------------------------------------|----|----|----------|-----------------------|-------|----|----------|----------------------|---|----|----------|------------------------------------|---|----|----------|-------------------------|---|----|----------|-------------------------------|----|----|----------|-----------------------|-------|---|----------|----------------------|---|----|
| Code | Description | Image | Code | Description | Components list | | | | | | | | | | | | | | | | | | | | | | | | | | | | | | | | | | | | | | | | | | | | | | | | |
| TB2621B | BAFFLE CHIMNEY |  | K0G1041B | BIG-L GN1/1 PLUS COMPLETE FAN GUARD KIT | <table border="1"> <thead> <tr> <th>Code</th> <th>Description</th> <th>Qty</th> <th>UOM</th> </tr> </thead> <tbody> <tr> <td>TB2618B0</td> <td>BAFFLE CHIMNEY</td> <td>1</td> <td>PZ</td> </tr> <tr> <td>TB2620B0</td> <td>XEVL-20XX 2ND MOTOR INT WATER PIPE</td> <td>1</td> <td>PZ</td> </tr> <tr> <td>TB2621B0</td> <td>BAFFLE CHIMNEY</td> <td>1</td> <td>PZ</td> </tr> <tr> <td>VI1220A1</td> <td>4,2X12 TCB SELF-TAPPING SCREW</td> <td>11</td> <td>PZ</td> </tr> <tr> <td>VM1059A1</td> <td>HEAT SHRINK FILM H800</td> <td>1.700</td> <td>M</td> </tr> <tr> <td>VM2332A1</td> <td>HUMIDITY PIPES WASHE</td> <td>1</td> <td>PZ</td> </tr> <tr> <td>VM2571A1</td> <td>UPPER WATER DISTRIBUTOR</td> <td>5</td> <td>PZ</td> </tr> <tr> <td>VM2572A1</td> <td>LOWER WATER DISTRIBUTOR</td> <td>5</td> <td>PZ</td> </tr> </tbody> </table> | Code | Description | Qty | UOM | TB2618B0 | BAFFLE CHIMNEY | 1 | PZ | TB2620B0 | XEVL-20XX 2ND MOTOR INT WATER PIPE | 1 | PZ | TB2621B0 | BAFFLE CHIMNEY | 1 | PZ | VI1220A1 | 4,2X12 TCB SELF-TAPPING SCREW | 11 | PZ | VM1059A1 | HEAT SHRINK FILM H800 | 1.700 | M | VM2332A1 | HUMIDITY PIPES WASHE | 1 | PZ | VM2571A1 | UPPER WATER DISTRIBUTOR | 5 | PZ | VM2572A1 | LOWER WATER DISTRIBUTOR | 5 | PZ | | | | | | | | | | | | |
| Code | Description | Qty | UOM | | | | | | | | | | | | | | | | | | | | | | | | | | | | | | | | | | | | | | | | | | | | | | | | | | |
| TB2618B0 | BAFFLE CHIMNEY | 1 | PZ | | | | | | | | | | | | | | | | | | | | | | | | | | | | | | | | | | | | | | | | | | | | | | | | | | |
| TB2620B0 | XEVL-20XX 2ND MOTOR INT WATER PIPE | 1 | PZ | | | | | | | | | | | | | | | | | | | | | | | | | | | | | | | | | | | | | | | | | | | | | | | | | | |
| TB2621B0 | BAFFLE CHIMNEY | 1 | PZ | | | | | | | | | | | | | | | | | | | | | | | | | | | | | | | | | | | | | | | | | | | | | | | | | | |
| VI1220A1 | 4,2X12 TCB SELF-TAPPING SCREW | 11 | PZ | | | | | | | | | | | | | | | | | | | | | | | | | | | | | | | | | | | | | | | | | | | | | | | | | | |
| VM1059A1 | HEAT SHRINK FILM H800 | 1.700 | M | | | | | | | | | | | | | | | | | | | | | | | | | | | | | | | | | | | | | | | | | | | | | | | | | | |
| VM2332A1 | HUMIDITY PIPES WASHE | 1 | PZ | | | | | | | | | | | | | | | | | | | | | | | | | | | | | | | | | | | | | | | | | | | | | | | | | | |
| VM2571A1 | UPPER WATER DISTRIBUTOR | 5 | PZ | | | | | | | | | | | | | | | | | | | | | | | | | | | | | | | | | | | | | | | | | | | | | | | | | | |
| VM2572A1 | LOWER WATER DISTRIBUTOR | 5 | PZ | | | | | | | | | | | | | | | | | | | | | | | | | | | | | | | | | | | | | | | | | | | | | | | | | | |
| 0G1041B | XEVL-2011 FAN GUARD |  | K0G1041B | BIG-L GN1/1 PLUS COMPLETE FAN GUARD KIT | <table border="1"> <thead> <tr> <th>Code</th> <th>Description</th> <th>Qty</th> <th>UOM</th> </tr> </thead> <tbody> <tr> <td>0G1041B0</td> <td>XEVL-2011 FAN GUARD</td> <td>1</td> <td>PZ</td> </tr> <tr> <td>IP1508A1</td> <td>POLYSTYREN E U SHAPED PROFILE 2000X60X60</td> <td>3</td> <td>M</td> </tr> <tr> <td>TB2612B0</td> <td>XEVL-20XX 6TH MOTOR INT WATER PIPE</td> <td>1</td> <td>PZ</td> </tr> <tr> <td>TB2614B0</td> <td>XEVL-20XX 5TH MOTOR INT WATER PIPE</td> <td>1</td> <td>PZ</td> </tr> <tr> <td>TB2616B0</td> <td>BAFFLE CHIMNEY</td> <td>1</td> <td>PZ</td> </tr> <tr> <td>TB2618B0</td> <td>BAFFLE CHIMNEY</td> <td>1</td> <td>PZ</td> </tr> <tr> <td>TB2620B0</td> <td>XEVL-20XX 2ND MOTOR INT WATER PIPE</td> <td>1</td> <td>PZ</td> </tr> <tr> <td>TB2621B0</td> <td>BAFFLE CHIMNEY</td> <td>1</td> <td>PZ</td> </tr> <tr> <td>VI1220A1</td> <td>4,2X12 TCB SELF-TAPPING SCREW</td> <td>11</td> <td>PZ</td> </tr> <tr> <td>VM1059A1</td> <td>HEAT SHRINK FILM H800</td> <td>1.700</td> <td>M</td> </tr> <tr> <td>VM2332A1</td> <td>HUMIDITY PIPES WASHE</td> <td>1</td> <td>PZ</td> </tr> </tbody> </table> | Code | Description | Qty | UOM | 0G1041B0 | XEVL-2011 FAN GUARD | 1 | PZ | IP1508A1 | POLYSTYREN E U SHAPED PROFILE 2000X60X60 | 3 | M | TB2612B0 | XEVL-20XX 6TH MOTOR INT WATER PIPE | 1 | PZ | TB2614B0 | XEVL-20XX 5TH MOTOR INT WATER PIPE | 1 | PZ | TB2616B0 | BAFFLE CHIMNEY | 1 | PZ | TB2618B0 | BAFFLE CHIMNEY | 1 | PZ | TB2620B0 | XEVL-20XX 2ND MOTOR INT WATER PIPE | 1 | PZ | TB2621B0 | BAFFLE CHIMNEY | 1 | PZ | VI1220A1 | 4,2X12 TCB SELF-TAPPING SCREW | 11 | PZ | VM1059A1 | HEAT SHRINK FILM H800 | 1.700 | M | VM2332A1 | HUMIDITY PIPES WASHE | 1 | PZ |
| Code | Description | Qty | UOM | | | | | | | | | | | | | | | | | | | | | | | | | | | | | | | | | | | | | | | | | | | | | | | | | | |
| 0G1041B0 | XEVL-2011 FAN GUARD | 1 | PZ | | | | | | | | | | | | | | | | | | | | | | | | | | | | | | | | | | | | | | | | | | | | | | | | | | |
| IP1508A1 | POLYSTYREN E U SHAPED PROFILE 2000X60X60 | 3 | M | | | | | | | | | | | | | | | | | | | | | | | | | | | | | | | | | | | | | | | | | | | | | | | | | | |
| TB2612B0 | XEVL-20XX 6TH MOTOR INT WATER PIPE | 1 | PZ | | | | | | | | | | | | | | | | | | | | | | | | | | | | | | | | | | | | | | | | | | | | | | | | | | |
| TB2614B0 | XEVL-20XX 5TH MOTOR INT WATER PIPE | 1 | PZ | | | | | | | | | | | | | | | | | | | | | | | | | | | | | | | | | | | | | | | | | | | | | | | | | | |
| TB2616B0 | BAFFLE CHIMNEY | 1 | PZ | | | | | | | | | | | | | | | | | | | | | | | | | | | | | | | | | | | | | | | | | | | | | | | | | | |
| TB2618B0 | BAFFLE CHIMNEY | 1 | PZ | | | | | | | | | | | | | | | | | | | | | | | | | | | | | | | | | | | | | | | | | | | | | | | | | | |
| TB2620B0 | XEVL-20XX 2ND MOTOR INT WATER PIPE | 1 | PZ | | | | | | | | | | | | | | | | | | | | | | | | | | | | | | | | | | | | | | | | | | | | | | | | | | |
| TB2621B0 | BAFFLE CHIMNEY | 1 | PZ | | | | | | | | | | | | | | | | | | | | | | | | | | | | | | | | | | | | | | | | | | | | | | | | | | |
| VI1220A1 | 4,2X12 TCB SELF-TAPPING SCREW | 11 | PZ | | | | | | | | | | | | | | | | | | | | | | | | | | | | | | | | | | | | | | | | | | | | | | | | | | |
| VM1059A1 | HEAT SHRINK FILM H800 | 1.700 | M | | | | | | | | | | | | | | | | | | | | | | | | | | | | | | | | | | | | | | | | | | | | | | | | | | |
| VM2332A1 | HUMIDITY PIPES WASHE | 1 | PZ | | | | | | | | | | | | | | | | | | | | | | | | | | | | | | | | | | | | | | | | | | | | | | | | | | |



| COMPONENT | | | SPARE PART | | | | | | | | | | | | | | | | | | | | | | | | | | | | | | | | | | | | | | |
|-----------|------------------------------|---|------------|---|---|------|-------------|-----|-----|----------|-------------------------|---|----|----------|-------------------------|---|----|----------|------------------------|---|----|----------|------------------------------|---|----|----------|---------------------------|---|----|----------|-----------------------|---|----|----------|--------------------------|---|----|----------|------------|---|----|
| Code | Description | Image | Code | Description | Components list | | | | | | | | | | | | | | | | | | | | | | | | | | | | | | | | | | | | |
| OG1041B | XEVL-2011 FAN GUARD |  | K0G1041B | BIG-L GN1/1 PLUS COMPLETE FAN GUARD KIT | <table border="1"> <thead> <tr> <th>Code</th> <th>Description</th> <th>Qty</th> <th>UOM</th> </tr> </thead> <tbody> <tr> <td>VM2571A1</td> <td>UPPER WATER DISTRIBUTOR</td> <td>5</td> <td>PZ</td> </tr> <tr> <td>VM2572A1</td> <td>LOWER WATER DISTRIBUTOR</td> <td>5</td> <td>PZ</td> </tr> </tbody> </table> | Code | Description | Qty | UOM | VM2571A1 | UPPER WATER DISTRIBUTOR | 5 | PZ | VM2572A1 | LOWER WATER DISTRIBUTOR | 5 | PZ | | | | | | | | | | | | | | | | | | | | | | | | |
| Code | Description | Qty | UOM | | | | | | | | | | | | | | | | | | | | | | | | | | | | | | | | | | | | | | |
| VM2571A1 | UPPER WATER DISTRIBUTOR | 5 | PZ | | | | | | | | | | | | | | | | | | | | | | | | | | | | | | | | | | | | | | |
| VM2572A1 | LOWER WATER DISTRIBUTOR | 5 | PZ | | | | | | | | | | | | | | | | | | | | | | | | | | | | | | | | | | | | | | |
| GN1668A | RS1102/RS1103 GASKET |  | KGN1668A | RS1102/RS1103 SHOP.PRO GASKET 4PCS KIT | <table border="1"> <thead> <tr> <th>Code</th> <th>Description</th> <th>Qty</th> <th>UOM</th> </tr> </thead> <tbody> <tr> <td>GN1668A0</td> <td>RS1102/RS1103 3 GASKET</td> <td>4</td> <td>PZ</td> </tr> </tbody> </table> | Code | Description | Qty | UOM | GN1668A0 | RS1102/RS1103 3 GASKET | 4 | PZ | | | | | | | | | | | | | | | | | | | | | | | | | | | | |
| Code | Description | Qty | UOM | | | | | | | | | | | | | | | | | | | | | | | | | | | | | | | | | | | | | | |
| GN1668A0 | RS1102/RS1103 3 GASKET | 4 | PZ | | | | | | | | | | | | | | | | | | | | | | | | | | | | | | | | | | | | | | |
| 0H2082A | RS1102A COUNTER FLANGE |  | 0H2082A0 | RS1102A COUNTER FLANGE | | | | | | | | | | | | | | | | | | | | | | | | | | | | | | | | | | | | | |
| RS1102B | 9000W 230V L667 ELEMENT |  | KRS1102B | 9000 W 230V LINEAR HEATING ELEMENT KIT | <table border="1"> <thead> <tr> <th>Code</th> <th>Description</th> <th>Qty</th> <th>UOM</th> </tr> </thead> <tbody> <tr> <td>0H2082A0</td> <td>RS1102A COUNTER FLANGE</td> <td>1</td> <td>PZ</td> </tr> <tr> <td>GN1668A0</td> <td>RS1102/RS1103 3 GASKET</td> <td>1</td> <td>PZ</td> </tr> <tr> <td>RS1102B0</td> <td>9000W 230V L667 ELEMEN</td> <td>1</td> <td>PZ</td> </tr> <tr> <td>VI1109A1</td> <td>316 A4 M5X16 HEXAGONAL SCREW</td> <td>8</td> <td>PZ</td> </tr> <tr> <td>VI1119A0</td> <td>ST.STEEL M6 H8 GRUB SCREW</td> <td>2</td> <td>PZ</td> </tr> <tr> <td>VI1836A0</td> <td>M6X12 OT63 ROTOR SCRE</td> <td>2</td> <td>PZ</td> </tr> <tr> <td>VM1794A0</td> <td>250X4.8 PA66 BLACK CLAMP</td> <td>2</td> <td>PZ</td> </tr> <tr> <td>VM2103A0</td> <td>CLAMP LOCK</td> <td>2</td> <td>PZ</td> </tr> </tbody> </table> | Code | Description | Qty | UOM | 0H2082A0 | RS1102A COUNTER FLANGE | 1 | PZ | GN1668A0 | RS1102/RS1103 3 GASKET | 1 | PZ | RS1102B0 | 9000W 230V L667 ELEMEN | 1 | PZ | VI1109A1 | 316 A4 M5X16 HEXAGONAL SCREW | 8 | PZ | VI1119A0 | ST.STEEL M6 H8 GRUB SCREW | 2 | PZ | VI1836A0 | M6X12 OT63 ROTOR SCRE | 2 | PZ | VM1794A0 | 250X4.8 PA66 BLACK CLAMP | 2 | PZ | VM2103A0 | CLAMP LOCK | 2 | PZ |
| Code | Description | Qty | UOM | | | | | | | | | | | | | | | | | | | | | | | | | | | | | | | | | | | | | | |
| 0H2082A0 | RS1102A COUNTER FLANGE | 1 | PZ | | | | | | | | | | | | | | | | | | | | | | | | | | | | | | | | | | | | | | |
| GN1668A0 | RS1102/RS1103 3 GASKET | 1 | PZ | | | | | | | | | | | | | | | | | | | | | | | | | | | | | | | | | | | | | | |
| RS1102B0 | 9000W 230V L667 ELEMEN | 1 | PZ | | | | | | | | | | | | | | | | | | | | | | | | | | | | | | | | | | | | | | |
| VI1109A1 | 316 A4 M5X16 HEXAGONAL SCREW | 8 | PZ | | | | | | | | | | | | | | | | | | | | | | | | | | | | | | | | | | | | | | |
| VI1119A0 | ST.STEEL M6 H8 GRUB SCREW | 2 | PZ | | | | | | | | | | | | | | | | | | | | | | | | | | | | | | | | | | | | | | |
| VI1836A0 | M6X12 OT63 ROTOR SCRE | 2 | PZ | | | | | | | | | | | | | | | | | | | | | | | | | | | | | | | | | | | | | | |
| VM1794A0 | 250X4.8 PA66 BLACK CLAMP | 2 | PZ | | | | | | | | | | | | | | | | | | | | | | | | | | | | | | | | | | | | | | |
| VM2103A0 | CLAMP LOCK | 2 | PZ | | | | | | | | | | | | | | | | | | | | | | | | | | | | | | | | | | | | | | |











| COMPONENT | | | SPARE PART | | | | | | | | | | | | | | |
|-----------|---|---|------------|---|--|------|-------------|-----|-----|----------|---|----|----|----------|--|-------|----|
| Code | Description | Image | Code | Description | Components list | | | | | | | | | | | | |
| VI1109A | 316 A4 M5X16 HEXAGONAL SCRE |  | VI1109A1 | 316 A4 M5X16 HEXAGONAL SCRE | | | | | | | | | | | | | |
| VL1127A | 6MM BARBED T-SHAPED FITTING |  | KVL1127A | 6MM BARBED T-SHAPED FITTING 10 PCS KIT | <table border="1"> <thead> <tr> <th>Code</th> <th>Description</th> <th>Qty</th> <th>UOM</th> </tr> </thead> <tbody> <tr> <td>VL1127A1</td> <td>6MM BARBED T-SHAPED FITTING</td> <td>10</td> <td>PZ</td> </tr> <tr> <td>VM1224A0</td> <td>65MY 220MM 2 COLOURS SHRINK TUBE</td> <td>0.200</td> <td>M</td> </tr> </tbody> </table> | Code | Description | Qty | UOM | VL1127A1 | 6MM BARBED T-SHAPED FITTING | 10 | PZ | VM1224A0 | 65MY 220MM 2 COLOURS SHRINK TUBE | 0.200 | M |
| Code | Description | Qty | UOM | | | | | | | | | | | | | | |
| VL1127A1 | 6MM BARBED T-SHAPED FITTING | 10 | PZ | | | | | | | | | | | | | | |
| VM1224A0 | 65MY 220MM 2 COLOURS SHRINK TUBE | 0.200 | M | | | | | | | | | | | | | | |
| TB3253A | TB3131A-T SHAPED EXT HUM PIPE CONNECTION |  | KTB3131A | WHITE-BLACK 6X12 REINFORCED PIPE 3M KIT | <table border="1"> <thead> <tr> <th>Code</th> <th>Description</th> <th>Qty</th> <th>UOM</th> </tr> </thead> <tbody> <tr> <td>TB3131A0</td> <td>WHITE-BLACK EPDM TEXTILE BRAID HOSE 6X12</td> <td>3</td> <td>M</td> </tr> <tr> <td>VM1794A0</td> <td>250X4.8 PA66 BLACK CLAMP</td> <td>1</td> <td>PZ</td> </tr> </tbody> </table> | Code | Description | Qty | UOM | TB3131A0 | WHITE-BLACK EPDM TEXTILE BRAID HOSE 6X12 | 3 | M | VM1794A0 | 250X4.8 PA66 BLACK CLAMP | 1 | PZ |
| Code | Description | Qty | UOM | | | | | | | | | | | | | | |
| TB3131A0 | WHITE-BLACK EPDM TEXTILE BRAID HOSE 6X12 | 3 | M | | | | | | | | | | | | | | |
| VM1794A0 | 250X4.8 PA66 BLACK CLAMP | 1 | PZ | | | | | | | | | | | | | | |
| TB3429A | XEVL EL D10 EXT WATER PIPE + CONNECTOR |  | TB3429A0 | XEVL EL D10 EXT WATER PIPE + CONNECTOR | | | | | | | | | | | | | |
| VI1121A | A4 CH22 M14X2 H6.4 |  | VI1121A0 | A4 CH22 M14X2 H6.4 | | | | | | | | | | | | | |

| COMPONENT | | | SPARE PART | | | | | | | | | | | | | | | | | | | | | | | | | | | | | | | | | | | | | | | | | | | | | | | | | | |
|-----------|-------------------------------------|---|------------|------------------------------------|---|------|-------------|-----|-----|----------|-------------------------------|---|----|-----------|-------------------------------|-------|----|-----------|----------------------------|---|----|----------|---------------------------|---|----|----------|-------------------------------------|---|----|----------|-------------------------------------|---|----|----------|--------------------------------|---|----|----------|----------------------------------|-------|----|----------|----------------------|---|----|----------|---------------------------|---|----|----------|-------------|---|----|
| Code | Description | Image | Code | Description | Components list | | | | | | | | | | | | | | | | | | | | | | | | | | | | | | | | | | | | | | | | | | | | | | | | |
| VL1220A | |  | KVL1037A | WASHING SYSTEM ROTOR KIT | <table border="1"> <thead> <tr> <th>Code</th> <th>Description</th> <th>Qty</th> <th>UOM</th> </tr> </thead> <tbody> <tr> <td>GN1416B0</td> <td>WASHING SYSTEM ROTOR BEARING</td> <td>1</td> <td>PZ</td> </tr> <tr> <td>MOV0015A0</td> <td>HOOD RING GASKET GN1110A2</td> <td>0.100</td> <td>PZ</td> </tr> <tr> <td>TF1065B0</td> <td>WASHING SYSTEM ROTOR PIVOT</td> <td>1</td> <td>PZ</td> </tr> <tr> <td>TF1066A1</td> <td>WASHING SYSTEM ROTOR BUSH</td> <td>1</td> <td>PZ</td> </tr> <tr> <td>UG1005B1</td> <td>LONG RAY ROTOR WATER NOZZL</td> <td>1</td> <td>PZ</td> </tr> <tr> <td>UG1006B3</td> <td>LONG RAY ROTOR WATER NOZZL</td> <td>1</td> <td>PZ</td> </tr> <tr> <td>VI1220A1</td> <td>4,2X12 TCB SELF-TAPPIN G SCREW</td> <td>8</td> <td>PZ</td> </tr> <tr> <td>VM1224A0</td> <td>65MY 220MM 2 COLOURS SHRINK TUBE</td> <td>0.250</td> <td>M</td> </tr> <tr> <td>VM1955C0</td> <td>WASHING SYSTEM ROTOR</td> <td>1</td> <td>PZ</td> </tr> <tr> <td>VM1985C1</td> <td>WASHING SYSTEM ROTOR COVE</td> <td>1</td> <td>PZ</td> </tr> <tr> <td>VM1986A0</td> <td>NOZZLE COVE</td> <td>2</td> <td>PZ</td> </tr> </tbody> </table> | Code | Description | Qty | UOM | GN1416B0 | WASHING SYSTEM ROTOR BEARING | 1 | PZ | MOV0015A0 | HOOD RING GASKET GN1110A2 | 0.100 | PZ | TF1065B0 | WASHING SYSTEM ROTOR PIVOT | 1 | PZ | TF1066A1 | WASHING SYSTEM ROTOR BUSH | 1 | PZ | UG1005B1 | LONG RAY ROTOR WATER NOZZL | 1 | PZ | UG1006B3 | LONG RAY ROTOR WATER NOZZL | 1 | PZ | VI1220A1 | 4,2X12 TCB SELF-TAPPIN G SCREW | 8 | PZ | VM1224A0 | 65MY 220MM 2 COLOURS SHRINK TUBE | 0.250 | M | VM1955C0 | WASHING SYSTEM ROTOR | 1 | PZ | VM1985C1 | WASHING SYSTEM ROTOR COVE | 1 | PZ | VM1986A0 | NOZZLE COVE | 2 | PZ |
| Code | Description | Qty | UOM | | | | | | | | | | | | | | | | | | | | | | | | | | | | | | | | | | | | | | | | | | | | | | | | | | |
| GN1416B0 | WASHING SYSTEM ROTOR BEARING | 1 | PZ | | | | | | | | | | | | | | | | | | | | | | | | | | | | | | | | | | | | | | | | | | | | | | | | | | |
| MOV0015A0 | HOOD RING GASKET GN1110A2 | 0.100 | PZ | | | | | | | | | | | | | | | | | | | | | | | | | | | | | | | | | | | | | | | | | | | | | | | | | | |
| TF1065B0 | WASHING SYSTEM ROTOR PIVOT | 1 | PZ | | | | | | | | | | | | | | | | | | | | | | | | | | | | | | | | | | | | | | | | | | | | | | | | | | |
| TF1066A1 | WASHING SYSTEM ROTOR BUSH | 1 | PZ | | | | | | | | | | | | | | | | | | | | | | | | | | | | | | | | | | | | | | | | | | | | | | | | | | |
| UG1005B1 | LONG RAY ROTOR WATER NOZZL | 1 | PZ | | | | | | | | | | | | | | | | | | | | | | | | | | | | | | | | | | | | | | | | | | | | | | | | | | |
| UG1006B3 | LONG RAY ROTOR WATER NOZZL | 1 | PZ | | | | | | | | | | | | | | | | | | | | | | | | | | | | | | | | | | | | | | | | | | | | | | | | | | |
| VI1220A1 | 4,2X12 TCB SELF-TAPPIN G SCREW | 8 | PZ | | | | | | | | | | | | | | | | | | | | | | | | | | | | | | | | | | | | | | | | | | | | | | | | | | |
| VM1224A0 | 65MY 220MM 2 COLOURS SHRINK TUBE | 0.250 | M | | | | | | | | | | | | | | | | | | | | | | | | | | | | | | | | | | | | | | | | | | | | | | | | | | |
| VM1955C0 | WASHING SYSTEM ROTOR | 1 | PZ | | | | | | | | | | | | | | | | | | | | | | | | | | | | | | | | | | | | | | | | | | | | | | | | | | |
| VM1985C1 | WASHING SYSTEM ROTOR COVE | 1 | PZ | | | | | | | | | | | | | | | | | | | | | | | | | | | | | | | | | | | | | | | | | | | | | | | | | | |
| VM1986A0 | NOZZLE COVE | 2 | PZ | | | | | | | | | | | | | | | | | | | | | | | | | | | | | | | | | | | | | | | | | | | | | | | | | | |
| SN1022A | BENT PT100 CHAMBER TEMPERATURE |  | KSN1022A | BENT PT100 CHAMBER TEMPERATURE KIT | <table border="1"> <thead> <tr> <th>Code</th> <th>Description</th> <th>Qty</th> <th>UOM</th> </tr> </thead> <tbody> <tr> <td>0H8028A0</td> <td>BIG OVENS CHAMBER PROBE PLATE</td> <td>1</td> <td>PZ</td> </tr> <tr> <td>0H8028A1</td> <td>BIG OVENS CHAMBER PROBE PLATE</td> <td>1</td> <td>PZ</td> </tr> <tr> <td>JEM0620A0</td> <td>SN1022A CHAMBER PROBE SET</td> <td>1</td> <td>PZ</td> </tr> <tr> <td>RC1130A0</td> <td>130X2,6 CLAM</td> <td>2</td> <td>PZ</td> </tr> <tr> <td>SL1045A0</td> <td>S57 BLACK SILICONE - 80ML CARTRIDGE</td> <td>1</td> <td>PZ</td> </tr> <tr> <td>SL1170A1</td> <td>S57 BLACK SILICON - 310ML CARTRIDGE</td> <td>3</td> <td>ML</td> </tr> <tr> <td>SN1022A0</td> <td>BENT PT100 CHAMBER TEMPERATUR</td> <td>1</td> <td>PZ</td> </tr> <tr> <td>VI1220A1</td> <td>4,2X12 TCB SELF-TAPPIN G SCREW</td> <td>2</td> <td>PZ</td> </tr> </tbody> </table> | Code | Description | Qty | UOM | 0H8028A0 | BIG OVENS CHAMBER PROBE PLATE | 1 | PZ | 0H8028A1 | BIG OVENS CHAMBER PROBE PLATE | 1 | PZ | JEM0620A0 | SN1022A CHAMBER PROBE SET | 1 | PZ | RC1130A0 | 130X2,6 CLAM | 2 | PZ | SL1045A0 | S57 BLACK SILICONE - 80ML CARTRIDGE | 1 | PZ | SL1170A1 | S57 BLACK SILICON - 310ML CARTRIDGE | 3 | ML | SN1022A0 | BENT PT100 CHAMBER TEMPERATUR | 1 | PZ | VI1220A1 | 4,2X12 TCB SELF-TAPPIN G SCREW | 2 | PZ | | | | | | | | | | | | |
| Code | Description | Qty | UOM | | | | | | | | | | | | | | | | | | | | | | | | | | | | | | | | | | | | | | | | | | | | | | | | | | |
| 0H8028A0 | BIG OVENS CHAMBER PROBE PLATE | 1 | PZ | | | | | | | | | | | | | | | | | | | | | | | | | | | | | | | | | | | | | | | | | | | | | | | | | | |
| 0H8028A1 | BIG OVENS CHAMBER PROBE PLATE | 1 | PZ | | | | | | | | | | | | | | | | | | | | | | | | | | | | | | | | | | | | | | | | | | | | | | | | | | |
| JEM0620A0 | SN1022A CHAMBER PROBE SET | 1 | PZ | | | | | | | | | | | | | | | | | | | | | | | | | | | | | | | | | | | | | | | | | | | | | | | | | | |
| RC1130A0 | 130X2,6 CLAM | 2 | PZ | | | | | | | | | | | | | | | | | | | | | | | | | | | | | | | | | | | | | | | | | | | | | | | | | | |
| SL1045A0 | S57 BLACK SILICONE - 80ML CARTRIDGE | 1 | PZ | | | | | | | | | | | | | | | | | | | | | | | | | | | | | | | | | | | | | | | | | | | | | | | | | | |
| SL1170A1 | S57 BLACK SILICON - 310ML CARTRIDGE | 3 | ML | | | | | | | | | | | | | | | | | | | | | | | | | | | | | | | | | | | | | | | | | | | | | | | | | | |
| SN1022A0 | BENT PT100 CHAMBER TEMPERATUR | 1 | PZ | | | | | | | | | | | | | | | | | | | | | | | | | | | | | | | | | | | | | | | | | | | | | | | | | | |
| VI1220A1 | 4,2X12 TCB SELF-TAPPIN G SCREW | 2 | PZ | | | | | | | | | | | | | | | | | | | | | | | | | | | | | | | | | | | | | | | | | | | | | | | | | | |


| COMPONENT | | | SPARE PART | | | | | | | | | | | | | | | | | | | | | | | | | | | | | | | | | | | | | | | | | | | | | | |
|-----------|---|---|------------|---|--|------|-------------|-----|-----|----------|---|---|----|----------|-------------------------------------|---|----|-----------|-------------------------------------|---|----|----------|-------------------------------------|---|----|----------|---|---|----|----------|--|---|----|----------|---|---|----|----------|--------------------------------------|---|----|----------|---------------------------|---|----|----------|---------------------------|---|----|
| Code | Description | Image | Code | Description | Components list | | | | | | | | | | | | | | | | | | | | | | | | | | | | | | | | | | | | | | | | | | | | |
| SN1026A | PT100 L2000 CHAMBER TEMPERATURE PROBE |  | KSN1026A | L=2M PT100 CHAMBER TEMPERATURE PROBE KIT | <table border="1"> <thead> <tr> <th>Code</th> <th>Description</th> <th>Qty</th> <th>UOM</th> </tr> </thead> <tbody> <tr> <td>0H8028A0</td> <td>BIG OVENS CHAMBER PROBE PLATE</td> <td>1</td> <td>PZ</td> </tr> <tr> <td>0H8028A1</td> <td>BIG OVENS CHAMBER PROBE PLATE</td> <td>1</td> <td>PZ</td> </tr> <tr> <td>JEM0621A0</td> <td>SN1026A CHAMBER PROBE SET</td> <td>1</td> <td>PZ</td> </tr> <tr> <td>RC1130A0</td> <td>130X2,6 CLAM</td> <td>2</td> <td>PZ</td> </tr> <tr> <td>SL1045A0</td> <td>S57 BLACK SILICONE - 80ML CARTRIDGE</td> <td>1</td> <td>PZ</td> </tr> <tr> <td>SL1170A1</td> <td>S57 BLACK SILICON - 310ML CARTRIDGE</td> <td>3</td> <td>ML</td> </tr> <tr> <td>SN1026A0</td> <td>PT100 L2000 CHAMBER TEMPERATUR E PROBE</td> <td>1</td> <td>PZ</td> </tr> <tr> <td>VI1220A1</td> <td>4,2X12 TCB SELF-TAPPIN G SCREW</td> <td>2</td> <td>PZ</td> </tr> </tbody> </table> | Code | Description | Qty | UOM | 0H8028A0 | BIG OVENS CHAMBER PROBE PLATE | 1 | PZ | 0H8028A1 | BIG OVENS CHAMBER PROBE PLATE | 1 | PZ | JEM0621A0 | SN1026A CHAMBER PROBE SET | 1 | PZ | RC1130A0 | 130X2,6 CLAM | 2 | PZ | SL1045A0 | S57 BLACK SILICONE - 80ML CARTRIDGE | 1 | PZ | SL1170A1 | S57 BLACK SILICON - 310ML CARTRIDGE | 3 | ML | SN1026A0 | PT100 L2000 CHAMBER TEMPERATUR E PROBE | 1 | PZ | VI1220A1 | 4,2X12 TCB SELF-TAPPIN G SCREW | 2 | PZ | | | | | | | | |
| Code | Description | Qty | UOM | | | | | | | | | | | | | | | | | | | | | | | | | | | | | | | | | | | | | | | | | | | | | | |
| 0H8028A0 | BIG OVENS CHAMBER PROBE PLATE | 1 | PZ | | | | | | | | | | | | | | | | | | | | | | | | | | | | | | | | | | | | | | | | | | | | | | |
| 0H8028A1 | BIG OVENS CHAMBER PROBE PLATE | 1 | PZ | | | | | | | | | | | | | | | | | | | | | | | | | | | | | | | | | | | | | | | | | | | | | | |
| JEM0621A0 | SN1026A CHAMBER PROBE SET | 1 | PZ | | | | | | | | | | | | | | | | | | | | | | | | | | | | | | | | | | | | | | | | | | | | | | |
| RC1130A0 | 130X2,6 CLAM | 2 | PZ | | | | | | | | | | | | | | | | | | | | | | | | | | | | | | | | | | | | | | | | | | | | | | |
| SL1045A0 | S57 BLACK SILICONE - 80ML CARTRIDGE | 1 | PZ | | | | | | | | | | | | | | | | | | | | | | | | | | | | | | | | | | | | | | | | | | | | | | |
| SL1170A1 | S57 BLACK SILICON - 310ML CARTRIDGE | 3 | ML | | | | | | | | | | | | | | | | | | | | | | | | | | | | | | | | | | | | | | | | | | | | | | |
| SN1026A0 | PT100 L2000 CHAMBER TEMPERATUR E PROBE | 1 | PZ | | | | | | | | | | | | | | | | | | | | | | | | | | | | | | | | | | | | | | | | | | | | | | |
| VI1220A1 | 4,2X12 TCB SELF-TAPPIN G SCREW | 2 | PZ | | | | | | | | | | | | | | | | | | | | | | | | | | | | | | | | | | | | | | | | | | | | | | |
| MT1012A | 330W 230V MOTOR |  | KVN1130A | LUX =08.2017/S.5/S.5E 330W MOTOR KIT | <table border="1"> <thead> <tr> <th>Code</th> <th>Description</th> <th>Qty</th> <th>UOM</th> </tr> </thead> <tbody> <tr> <td>0H4305A1</td> <td>ST. STEEL MOTOR SHAFT SEALING DISC</td> <td>1</td> <td>PZ</td> </tr> <tr> <td>GN1140A2</td> <td>MOTOR HOLDER GASKET</td> <td>1</td> <td>PZ</td> </tr> <tr> <td>GN1140A3</td> <td>MOLDED MOTOR HOLDER GASKET</td> <td>1</td> <td>PZ</td> </tr> <tr> <td>VI1045A0</td> <td>16X8,4 TH=1,6 ST.STEEL WASHER</td> <td>1</td> <td>PZ</td> </tr> <tr> <td>VI1256A0</td> <td>M8 DIN 980M ST. STEEL SELF LOCKING NUT</td> <td>1</td> <td>PZ</td> </tr> <tr> <td>VM1794A0</td> <td>250X4.8 PA66 BLACK CLAMP</td> <td>4</td> <td>PZ</td> </tr> <tr> <td>VM2103A0</td> <td>CLAMP LOCK</td> <td>4</td> <td>PZ</td> </tr> <tr> <td>VM2196A0</td> <td>MOTOR NUT FASTENING BUSHING</td> <td>1</td> <td>PZ</td> </tr> <tr> <td>VN1130A1</td> <td>330W 230V 50/60HZ MOTO</td> <td>1</td> <td>PZ</td> </tr> <tr> <td>VN1130A1</td> <td>330W 230V 50/60HZ MOTO</td> <td>1</td> <td>PZ</td> </tr> </tbody> </table> | Code | Description | Qty | UOM | 0H4305A1 | ST. STEEL MOTOR SHAFT SEALING DISC | 1 | PZ | GN1140A2 | MOTOR HOLDER GASKET | 1 | PZ | GN1140A3 | MOLDED MOTOR HOLDER GASKET | 1 | PZ | VI1045A0 | 16X8,4 TH=1,6 ST.STEEL WASHER | 1 | PZ | VI1256A0 | M8 DIN 980M ST. STEEL SELF LOCKING NUT | 1 | PZ | VM1794A0 | 250X4.8 PA66 BLACK CLAMP | 4 | PZ | VM2103A0 | CLAMP LOCK | 4 | PZ | VM2196A0 | MOTOR NUT FASTENING BUSHING | 1 | PZ | VN1130A1 | 330W 230V 50/60HZ MOTO | 1 | PZ | VN1130A1 | 330W 230V 50/60HZ MOTO | 1 | PZ |
| Code | Description | Qty | UOM | | | | | | | | | | | | | | | | | | | | | | | | | | | | | | | | | | | | | | | | | | | | | | |
| 0H4305A1 | ST. STEEL MOTOR SHAFT SEALING DISC | 1 | PZ | | | | | | | | | | | | | | | | | | | | | | | | | | | | | | | | | | | | | | | | | | | | | | |
| GN1140A2 | MOTOR HOLDER GASKET | 1 | PZ | | | | | | | | | | | | | | | | | | | | | | | | | | | | | | | | | | | | | | | | | | | | | | |
| GN1140A3 | MOLDED MOTOR HOLDER GASKET | 1 | PZ | | | | | | | | | | | | | | | | | | | | | | | | | | | | | | | | | | | | | | | | | | | | | | |
| VI1045A0 | 16X8,4 TH=1,6 ST.STEEL WASHER | 1 | PZ | | | | | | | | | | | | | | | | | | | | | | | | | | | | | | | | | | | | | | | | | | | | | | |
| VI1256A0 | M8 DIN 980M ST. STEEL SELF LOCKING NUT | 1 | PZ | | | | | | | | | | | | | | | | | | | | | | | | | | | | | | | | | | | | | | | | | | | | | | |
| VM1794A0 | 250X4.8 PA66 BLACK CLAMP | 4 | PZ | | | | | | | | | | | | | | | | | | | | | | | | | | | | | | | | | | | | | | | | | | | | | | |
| VM2103A0 | CLAMP LOCK | 4 | PZ | | | | | | | | | | | | | | | | | | | | | | | | | | | | | | | | | | | | | | | | | | | | | | |
| VM2196A0 | MOTOR NUT FASTENING BUSHING | 1 | PZ | | | | | | | | | | | | | | | | | | | | | | | | | | | | | | | | | | | | | | | | | | | | | | |
| VN1130A1 | 330W 230V 50/60HZ MOTO | 1 | PZ | | | | | | | | | | | | | | | | | | | | | | | | | | | | | | | | | | | | | | | | | | | | | | |
| VN1130A1 | 330W 230V 50/60HZ MOTO | 1 | PZ | | | | | | | | | | | | | | | | | | | | | | | | | | | | | | | | | | | | | | | | | | | | | | |

| COMPONENT | | | SPARE PART | | | | | | | | | | | | | | | | | | | | | | | | | | | | | | | | | | | | | | | | | | | | | | | | | | | | | | | | | | |
|-----------|----------------------------------|---|------------|-------------------------------------|--|---|-------------|-----|-----|----------|------------------------|---|----|----------|---|---|----|----------|----------------------------------|---|----|----------|-------------------------------------|---|----|-----------|---------------------------------|-------|----|----------|--------------------|---|----|----------|-------------------------------|---|----|----------|------------------------|---|----|----------|--|---|----|----------|----------------------------|---|----|----------|-----------------------|---|----|----------|-----------------------------|---|----|----------|------------|---|----|
| Code | Description | Image | Code | Description | Components list | | | | | | | | | | | | | | | | | | | | | | | | | | | | | | | | | | | | | | | | | | | | | | | | | | | | | | | | |
| MT1012A | 330W 230V MOTOR |  | KMT1012A | MIND.MAPS 330W 230V MOTOR KIT | <table border="1"> <thead> <tr> <th>Code</th> <th>Description</th> <th>Qty</th> <th>UOM</th> </tr> </thead> <tbody> <tr> <td>0H2842A0</td> <td></td> <td>1</td> <td>PZ</td> </tr> <tr> <td>0H4305A1</td> <td>ST. STEEL MOTOR SHAFT SEALING DISC</td> <td>1</td> <td>PZ</td> </tr> <tr> <td>GN1140A2</td> <td>MOTOR HOLDER GASKET</td> <td>1</td> <td>PZ</td> </tr> <tr> <td>GN1140A3</td> <td>MOLDED MOTOR HOLDER GASKET</td> <td>1</td> <td>PZ</td> </tr> <tr> <td>MOV0007A0</td> <td>HOOD RING GASKET GN1110A2</td> <td>0.100</td> <td>PZ</td> </tr> <tr> <td>MT1012A0</td> <td>330W 230V MOTOR</td> <td>1</td> <td>PZ</td> </tr> <tr> <td>VE1550A0</td> <td>5X3 MM NEODYMIUM MAGNET</td> <td>1</td> <td>PZ</td> </tr> <tr> <td>VI1077A1</td> <td>SCREW M6X12 TE INOX</td> <td>1</td> <td>PZ</td> </tr> <tr> <td>VI1521A0</td> <td>STAINLESS STEEL WASHER D=6 6592</td> <td>1</td> <td>PZ</td> </tr> <tr> <td>VI1966A0</td> <td>M4X14 FLATHEAD SCREW</td> <td>1</td> <td>PZ</td> </tr> <tr> <td>VM1635A0</td> <td>MAGNET HOLDING DIS</td> <td>1</td> <td>PZ</td> </tr> <tr> <td>VM1794A0</td> <td>250X4.8 PA66 BLACK CLAMP</td> <td>4</td> <td>PZ</td> </tr> <tr> <td>VM2103A0</td> <td>CLAMP LOCK</td> <td>4</td> <td>PZ</td> </tr> </tbody> </table> | Code | Description | Qty | UOM | 0H2842A0 | | 1 | PZ | 0H4305A1 | ST. STEEL MOTOR SHAFT SEALING DISC | 1 | PZ | GN1140A2 | MOTOR HOLDER GASKET | 1 | PZ | GN1140A3 | MOLDED MOTOR HOLDER GASKET | 1 | PZ | MOV0007A0 | HOOD RING GASKET GN1110A2 | 0.100 | PZ | MT1012A0 | 330W 230V MOTOR | 1 | PZ | VE1550A0 | 5X3 MM NEODYMIUM MAGNET | 1 | PZ | VI1077A1 | SCREW M6X12 TE INOX | 1 | PZ | VI1521A0 | STAINLESS STEEL WASHER D=6 6592 | 1 | PZ | VI1966A0 | M4X14 FLATHEAD SCREW | 1 | PZ | VM1635A0 | MAGNET HOLDING DIS | 1 | PZ | VM1794A0 | 250X4.8 PA66 BLACK CLAMP | 4 | PZ | VM2103A0 | CLAMP LOCK | 4 | PZ |
| | | | | | Code | Description | Qty | UOM | | | | | | | | | | | | | | | | | | | | | | | | | | | | | | | | | | | | | | | | | | | | | | | | | | | | | |
| | | | | | 0H2842A0 | | 1 | PZ | | | | | | | | | | | | | | | | | | | | | | | | | | | | | | | | | | | | | | | | | | | | | | | | | | | | | |
| | | | | | 0H4305A1 | ST. STEEL MOTOR SHAFT SEALING DISC | 1 | PZ | | | | | | | | | | | | | | | | | | | | | | | | | | | | | | | | | | | | | | | | | | | | | | | | | | | | | |
| | | | | | GN1140A2 | MOTOR HOLDER GASKET | 1 | PZ | | | | | | | | | | | | | | | | | | | | | | | | | | | | | | | | | | | | | | | | | | | | | | | | | | | | | |
| | | | | | GN1140A3 | MOLDED MOTOR HOLDER GASKET | 1 | PZ | | | | | | | | | | | | | | | | | | | | | | | | | | | | | | | | | | | | | | | | | | | | | | | | | | | | | |
| | | | | | MOV0007A0 | HOOD RING GASKET GN1110A2 | 0.100 | PZ | | | | | | | | | | | | | | | | | | | | | | | | | | | | | | | | | | | | | | | | | | | | | | | | | | | | | |
| | | | | | MT1012A0 | 330W 230V MOTOR | 1 | PZ | | | | | | | | | | | | | | | | | | | | | | | | | | | | | | | | | | | | | | | | | | | | | | | | | | | | | |
| | | | | | VE1550A0 | 5X3 MM NEODYMIUM MAGNET | 1 | PZ | | | | | | | | | | | | | | | | | | | | | | | | | | | | | | | | | | | | | | | | | | | | | | | | | | | | | |
| | | | | | VI1077A1 | SCREW M6X12 TE INOX | 1 | PZ | | | | | | | | | | | | | | | | | | | | | | | | | | | | | | | | | | | | | | | | | | | | | | | | | | | | | |
| | | | | | VI1521A0 | STAINLESS STEEL WASHER D=6 6592 | 1 | PZ | | | | | | | | | | | | | | | | | | | | | | | | | | | | | | | | | | | | | | | | | | | | | | | | | | | | | |
| | | | | | VI1966A0 | M4X14 FLATHEAD SCREW | 1 | PZ | | | | | | | | | | | | | | | | | | | | | | | | | | | | | | | | | | | | | | | | | | | | | | | | | | | | | |
| | | | | | VM1635A0 | MAGNET HOLDING DIS | 1 | PZ | | | | | | | | | | | | | | | | | | | | | | | | | | | | | | | | | | | | | | | | | | | | | | | | | | | | | |
| | | | | | VM1794A0 | 250X4.8 PA66 BLACK CLAMP | 4 | PZ | | | | | | | | | | | | | | | | | | | | | | | | | | | | | | | | | | | | | | | | | | | | | | | | | | | | | |
| | | | | | VM2103A0 | CLAMP LOCK | 4 | PZ | | | | | | | | | | | | | | | | | | | | | | | | | | | | | | | | | | | | | | | | | | | | | | | | | | | | | |
| VN1170B | D195 H80 8 BLADES FAN+RING |  | KVN1170B | D195 H80 8 BLADES FAN + RING KIT | <table border="1"> <thead> <tr> <th>Code</th> <th>Description</th> <th>Qty</th> <th>UOM</th> </tr> </thead> <tbody> <tr> <td>VI1077A1</td> <td>SCREW M6X12 TE INOX</td> <td>1</td> <td>PZ</td> </tr> <tr> <td>VI1521A0</td> <td>STAINLESS STEEL WASHER D=6 6592</td> <td>1</td> <td>PZ</td> </tr> <tr> <td>VN1170B0</td> <td>D195 H80 8 BLADES FAN+RING</td> <td>1</td> <td>PZ</td> </tr> <tr> <td>VN1170B0</td> <td>D195 H80 8 BLADES FAN+RING</td> <td>1</td> <td>PZ</td> </tr> </tbody> </table> | Code | Description | Qty | UOM | VI1077A1 | SCREW M6X12 TE INOX | 1 | PZ | VI1521A0 | STAINLESS STEEL WASHER D=6 6592 | 1 | PZ | VN1170B0 | D195 H80 8 BLADES FAN+RING | 1 | PZ | VN1170B0 | D195 H80 8 BLADES FAN+RING | 1 | PZ | | | | | | | | | | | | | | | | | | | | | | | | | | | | | | | | | | | | |
| | | | | | Code | Description | Qty | UOM | | | | | | | | | | | | | | | | | | | | | | | | | | | | | | | | | | | | | | | | | | | | | | | | | | | | | |
| | | | | | VI1077A1 | SCREW M6X12 TE INOX | 1 | PZ | | | | | | | | | | | | | | | | | | | | | | | | | | | | | | | | | | | | | | | | | | | | | | | | | | | | | |
| | | | | | VI1521A0 | STAINLESS STEEL WASHER D=6 6592 | 1 | PZ | | | | | | | | | | | | | | | | | | | | | | | | | | | | | | | | | | | | | | | | | | | | | | | | | | | | | |
| VN1170B0 | D195 H80 8 BLADES FAN+RING | 1 | PZ | | | | | | | | | | | | | | | | | | | | | | | | | | | | | | | | | | | | | | | | | | | | | | | | | | | | | | | | | | |
| VN1170B0 | D195 H80 8 BLADES FAN+RING | 1 | PZ | | | | | | | | | | | | | | | | | | | | | | | | | | | | | | | | | | | | | | | | | | | | | | | | | | | | | | | | | | |

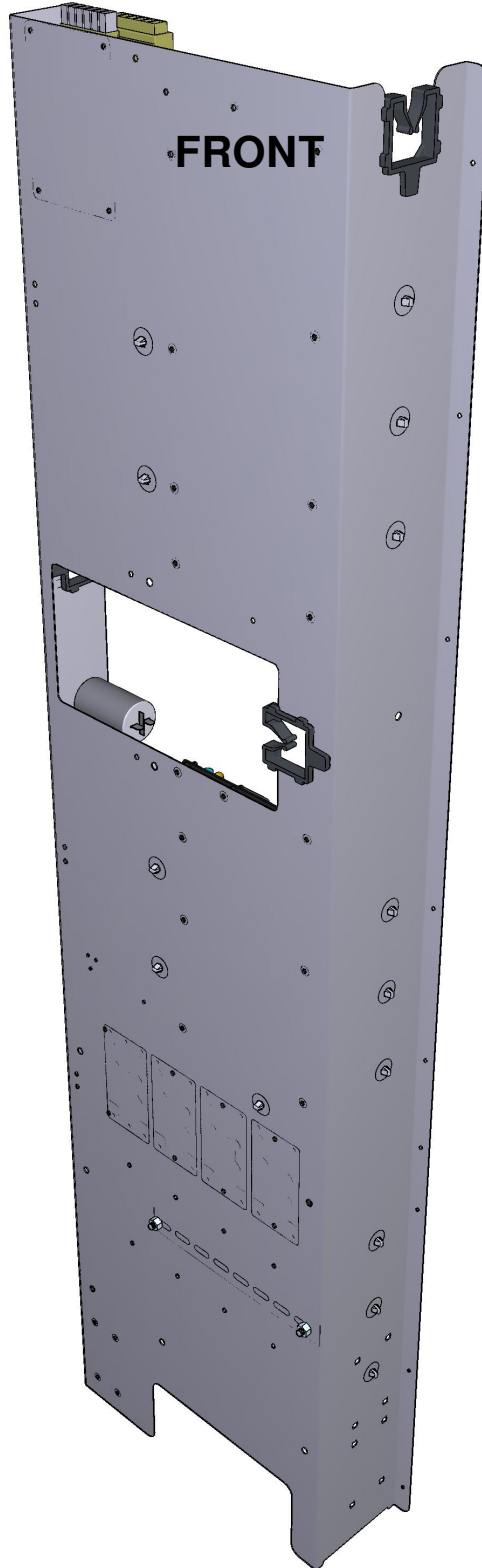
| COMPONENT | | | SPARE PART | | | | | | | | | | | | | | | | | | |
|-----------|--------------------------------------|---|------------|--------------------------------|---|--------------------------------------|-------------|-----|-----|----------|--------------------------------------|---|----|-----------|----------------------------|-------|----|----------|-----------------------------------|-------|----|
| Code | Description | Image | Code | Description | Components list | | | | | | | | | | | | | | | | |
| GN1140A | MOLDED MOTOR HOLDER GASKET |  | KGN1140A | 5 PCS. MOTOR HOLDER GASKET KI | <table border="1"> <thead> <tr> <th>Code</th> <th>Description</th> <th>Qty</th> <th>UOM</th> </tr> </thead> <tbody> <tr> <td>GN1140A2</td> <td>MOTOR HOLDER GASKET</td> <td>5</td> <td>PZ</td> </tr> <tr> <td>GN1140A3</td> <td>MOLDED MOTOR HOLDER GASKET</td> <td>5</td> <td>PZ</td> </tr> <tr> <td>VM1224A0</td> <td>65MY 220MM 2 COLOURS SHRINK TUBE</td> <td>0.200</td> <td>M</td> </tr> </tbody> </table> | Code | Description | Qty | UOM | GN1140A2 | MOTOR HOLDER GASKET | 5 | PZ | GN1140A3 | MOLDED MOTOR HOLDER GASKET | 5 | PZ | VM1224A0 | 65MY 220MM 2 COLOURS SHRINK TUBE | 0.200 | M |
| | | | | | Code | Description | Qty | UOM | | | | | | | | | | | | | |
| | | | | | GN1140A2 | MOTOR HOLDER GASKET | 5 | PZ | | | | | | | | | | | | | |
| GN1140A3 | MOLDED MOTOR HOLDER GASKET | 5 | PZ | | | | | | | | | | | | | | | | | | |
| VM1224A0 | 65MY 220MM 2 COLOURS SHRINK TUBE | 0.200 | M | | | | | | | | | | | | | | | | | | |
| | | | | | | | | | | | | | | | | | | | | | |
| | | | | | | | | | | | | | | | | | | | | | |
| 0H8118A | XEVL MOTOR SHAFT DISC |  | 0H8118A0 | XEVL MOTOR SHAFT DISC | | | | | | | | | | | | | | | | | |
| VM1387A | THERMOSTAT LOCKING WASHER |  | KVM1387A | THERMOSTAT LOCKING WASHER KIT | | | | | | | | | | | | | | | | | |
| 0H2163B | TR1161 SAFETY THERMOSTAT BULB HOLDER |  | KTR1161A | 350 °C SAFETY THERMOSTAT KIT | <table border="1"> <thead> <tr> <th>Code</th> <th>Description</th> <th>Qty</th> <th>UOM</th> </tr> </thead> <tbody> <tr> <td>0H2163B0</td> <td>TR1161 SAFETY THERMOSTAT BULB HOLDER</td> <td>1</td> <td>PZ</td> </tr> <tr> <td>TR1161A0</td> <td></td> <td>1</td> <td>PZ</td> </tr> <tr> <td>TR1161A1</td> <td>350 °C UNIPOLAR SAFETY THERMOSTAT</td> <td>1</td> <td>PZ</td> </tr> </tbody> </table> | Code | Description | Qty | UOM | 0H2163B0 | TR1161 SAFETY THERMOSTAT BULB HOLDER | 1 | PZ | TR1161A0 | | 1 | PZ | TR1161A1 | 350 °C UNIPOLAR SAFETY THERMOSTAT | 1 | PZ |
| | | | | | Code | Description | Qty | UOM | | | | | | | | | | | | | |
| | | | | | 0H2163B0 | TR1161 SAFETY THERMOSTAT BULB HOLDER | 1 | PZ | | | | | | | | | | | | | |
| TR1161A0 | | 1 | PZ | | | | | | | | | | | | | | | | | | |
| TR1161A1 | 350 °C UNIPOLAR SAFETY THERMOSTAT | 1 | PZ | | | | | | | | | | | | | | | | | | |
| | | | | | | | | | | | | | | | | | | | | | |
| | | | | | | | | | | | | | | | | | | | | | |
| RS1215B | 1 TURN 147W 105V FLAT ELEMENT |  | KRS1215B | 147W MOTOR BRAKING ELEMENT KIT | <table border="1"> <thead> <tr> <th>Code</th> <th>Description</th> <th>Qty</th> <th>UOM</th> </tr> </thead> <tbody> <tr> <td>GN1672A1</td> <td>RS1274A ELEMENT GASKET</td> <td>1</td> <td>PZ</td> </tr> <tr> <td>MOV0009A0</td> <td>HOOD RING GASKET</td> <td>0.100</td> <td>PZ</td> </tr> <tr> <td>RS1215B0</td> <td>1 TURN 147W 105V FLAT ELEMENT</td> <td>1</td> <td>PZ</td> </tr> </tbody> </table> | Code | Description | Qty | UOM | GN1672A1 | RS1274A ELEMENT GASKET | 1 | PZ | MOV0009A0 | HOOD RING GASKET | 0.100 | PZ | RS1215B0 | 1 TURN 147W 105V FLAT ELEMENT | 1 | PZ |
| | | | | | Code | Description | Qty | UOM | | | | | | | | | | | | | |
| | | | | | GN1672A1 | RS1274A ELEMENT GASKET | 1 | PZ | | | | | | | | | | | | | |
| MOV0009A0 | HOOD RING GASKET | 0.100 | PZ | | | | | | | | | | | | | | | | | | |
| RS1215B0 | 1 TURN 147W 105V FLAT ELEMENT | 1 | PZ | | | | | | | | | | | | | | | | | | |
| | | | | | | | | | | | | | | | | | | | | | |
| | | | | | | | | | | | | | | | | | | | | | |

| COMPONENT | | | SPARE PART | | | | | | | | | | | | | | | | | | | | | | | | | | |
|-----------|--|---|------------|--|--|------|-------------|-----|-----|----------|--|------------------------------|----|-----------|--------------------------------------|---------------------------------|----|----------|--|--|----|----------|--|--------------------------------------|----|----------|--------------------------------------|---|----|
| Code | Description | Image | Code | Description | Components list | | | | | | | | | | | | | | | | | | | | | | | | |
| RS1215B | 1 TURN 147W 105V FLAT ELEMENT |  | KRS1215B | 147W MOTOR BRAKING ELEMENT KIT | <table border="1"> <thead> <tr> <th>Code</th> <th>Description</th> <th>Qty</th> <th>UOM</th> </tr> </thead> <tbody> <tr> <td>SL1045A0</td> <td>S57 BLACK SILICONE - 80ML CARTRIDGE</td> <td>1</td> <td>PZ</td> </tr> <tr> <td>VI1220A1</td> <td>4,2X12 TCB SELF-TAPPIN G SCREW</td> <td>2</td> <td>PZ</td> </tr> </tbody> </table> | Code | Description | Qty | UOM | SL1045A0 | S57 BLACK SILICONE - 80ML CARTRIDGE | 1 | PZ | VI1220A1 | 4,2X12 TCB SELF-TAPPIN G SCREW | 2 | PZ | | | | | | | | | | | | |
| | | | Code | Description | Qty | UOM | | | | | | | | | | | | | | | | | | | | | | | |
| SL1045A0 | S57 BLACK SILICONE - 80ML CARTRIDGE | 1 | PZ | | | | | | | | | | | | | | | | | | | | | | | | | | |
| VI1220A1 | 4,2X12 TCB SELF-TAPPIN G SCREW | 2 | PZ | | | | | | | | | | | | | | | | | | | | | | | | | | |
| KRS0026A | BIG-L 147W MOTOR BRAKING ELEMENT KIT | <table border="1"> <thead> <tr> <th>Code</th> <th>Description</th> <th>Qty</th> <th>UOM</th> </tr> </thead> <tbody> <tr> <td>GN1672A0</td> <td></td> <td>1</td> <td>PZ</td> </tr> <tr> <td>GN1672A1</td> <td>RS1274A ELEMENT GASKET</td> <td>1</td> <td>PZ</td> </tr> <tr> <td>RS1215A1</td> <td>147W 105V BRAKING ELEMENT</td> <td>1</td> <td>PZ</td> </tr> <tr> <td>SL1045A0</td> <td>S57 BLACK SILICONE - 80ML CARTRIDGE</td> <td>1</td> <td>PZ</td> </tr> <tr> <td>VI1220A1</td> <td>4,2X12 TCB SELF-TAPPIN G SCREW</td> <td>2</td> <td>PZ</td> </tr> </tbody> </table> | Code | Description | Qty | UOM | GN1672A0 | | 1 | PZ | GN1672A1 | RS1274A ELEMENT GASKET | 1 | PZ | RS1215A1 | 147W 105V BRAKING ELEMENT | 1 | PZ | SL1045A0 | S57 BLACK SILICONE - 80ML CARTRIDGE | 1 | PZ | VI1220A1 | 4,2X12 TCB SELF-TAPPIN G SCREW | 2 | PZ | | | |
| Code | Description | Qty | UOM | | | | | | | | | | | | | | | | | | | | | | | | | | |
| GN1672A0 | | 1 | PZ | | | | | | | | | | | | | | | | | | | | | | | | | | |
| GN1672A1 | RS1274A ELEMENT GASKET | 1 | PZ | | | | | | | | | | | | | | | | | | | | | | | | | | |
| RS1215A1 | 147W 105V BRAKING ELEMENT | 1 | PZ | | | | | | | | | | | | | | | | | | | | | | | | | | |
| SL1045A0 | S57 BLACK SILICONE - 80ML CARTRIDGE | 1 | PZ | | | | | | | | | | | | | | | | | | | | | | | | | | |
| VI1220A1 | 4,2X12 TCB SELF-TAPPIN G SCREW | 2 | PZ | | | | | | | | | | | | | | | | | | | | | | | | | | |
| GN1672A | RS1274A ELEMENT GASKET |  | KG1672A | 71X19 HEATING ELEMENT GASKET 5 PCS KIT | <table border="1"> <thead> <tr> <th>Code</th> <th>Description</th> <th>Qty</th> <th>UOM</th> </tr> </thead> <tbody> <tr> <td>GN1672A0</td> <td></td> <td>5</td> <td>PZ</td> </tr> <tr> <td>GN1672A1</td> <td>RS1274A ELEMENT GASKET</td> <td>5</td> <td>PZ</td> </tr> <tr> <td>VM1224A0</td> <td>65MY 220MM 2 COLOURS SHRINK TUBE</td> <td>0.250</td> <td>M</td> </tr> </tbody> </table> | Code | Description | Qty | UOM | GN1672A0 | | 5 | PZ | GN1672A1 | RS1274A ELEMENT GASKET | 5 | PZ | VM1224A0 | 65MY 220MM 2 COLOURS SHRINK TUBE | 0.250 | M | | | | | | | | |
| Code | Description | Qty | UOM | | | | | | | | | | | | | | | | | | | | | | | | | | |
| GN1672A0 | | 5 | PZ | | | | | | | | | | | | | | | | | | | | | | | | | | |
| GN1672A1 | RS1274A ELEMENT GASKET | 5 | PZ | | | | | | | | | | | | | | | | | | | | | | | | | | |
| VM1224A0 | 65MY 220MM 2 COLOURS SHRINK TUBE | 0.250 | M | | | | | | | | | | | | | | | | | | | | | | | | | | |
| RS1274B | 1 TURN 100W 60V FLAT ELEMENT |  | KRS1274B | 100W MOTOR BRAKING ELEMENT KIT | <table border="1"> <thead> <tr> <th>Code</th> <th>Description</th> <th>Qty</th> <th>UOM</th> </tr> </thead> <tbody> <tr> <td>GN1672A1</td> <td>RS1274A ELEMENT GASKET</td> <td>1</td> <td>PZ</td> </tr> <tr> <td>MOV0009A0</td> <td>HOOD RING GASKET GN1110A2</td> <td>0.100</td> <td>PZ</td> </tr> <tr> <td>RS1274B0</td> <td>1 TURN 100W 60V FLAT ELEMENT</td> <td>1</td> <td>PZ</td> </tr> <tr> <td>SL1045A0</td> <td>S57 BLACK SILICONE - 80ML CARTRIDGE</td> <td>1</td> <td>PZ</td> </tr> <tr> <td>VI1220A1</td> <td>4,2X12 TCB SELF-TAPPIN G SCREW</td> <td>2</td> <td>PZ</td> </tr> </tbody> </table> | Code | Description | Qty | UOM | GN1672A1 | RS1274A ELEMENT GASKET | 1 | PZ | MOV0009A0 | HOOD RING GASKET GN1110A2 | 0.100 | PZ | RS1274B0 | 1 TURN 100W 60V FLAT ELEMENT | 1 | PZ | SL1045A0 | S57 BLACK SILICONE - 80ML CARTRIDGE | 1 | PZ | VI1220A1 | 4,2X12 TCB SELF-TAPPIN G SCREW | 2 | PZ |
| | | | Code | Description | Qty | UOM | | | | | | | | | | | | | | | | | | | | | | | |
| GN1672A1 | RS1274A ELEMENT GASKET | 1 | PZ | | | | | | | | | | | | | | | | | | | | | | | | | | |
| MOV0009A0 | HOOD RING GASKET GN1110A2 | 0.100 | PZ | | | | | | | | | | | | | | | | | | | | | | | | | | |
| RS1274B0 | 1 TURN 100W 60V FLAT ELEMENT | 1 | PZ | | | | | | | | | | | | | | | | | | | | | | | | | | |
| SL1045A0 | S57 BLACK SILICONE - 80ML CARTRIDGE | 1 | PZ | | | | | | | | | | | | | | | | | | | | | | | | | | |
| VI1220A1 | 4,2X12 TCB SELF-TAPPIN G SCREW | 2 | PZ | | | | | | | | | | | | | | | | | | | | | | | | | | |




| COMPONENT | | | SPARE PART | | | | | | | | | | | | | | | | | | |
|-----------|----------------------------------|---|------------|--|--|------|-------------|-----|-----|----------|--|---|----|----------|------------------------|---|----|----------|----------------------------------|-------|---|
| Code | Description | Image | Code | Description | Components list | | | | | | | | | | | | | | | | |
| GN1672A | RS1274A ELEMENT GASKET |  | KGN1672A | 71X19 HEATING ELEMENT GASKET 5 PCS KIT | <table border="1"> <thead> <tr> <th>Code</th> <th>Description</th> <th>Qty</th> <th>UOM</th> </tr> </thead> <tbody> <tr> <td>GN1672A0</td> <td></td> <td>5</td> <td>PZ</td> </tr> <tr> <td>GN1672A1</td> <td>RS1274A ELEMENT GASKET</td> <td>5</td> <td>PZ</td> </tr> <tr> <td>VM1224A0</td> <td>65MY 220MM 2 COLOURS SHRINK TUBE</td> <td>0.250</td> <td>M</td> </tr> </tbody> </table> | Code | Description | Qty | UOM | GN1672A0 | | 5 | PZ | GN1672A1 | RS1274A ELEMENT GASKET | 5 | PZ | VM1224A0 | 65MY 220MM 2 COLOURS SHRINK TUBE | 0.250 | M |
| Code | Description | Qty | UOM | | | | | | | | | | | | | | | | | | |
| GN1672A0 | | 5 | PZ | | | | | | | | | | | | | | | | | | |
| GN1672A1 | RS1274A ELEMENT GASKET | 5 | PZ | | | | | | | | | | | | | | | | | | |
| VM1224A0 | 65MY 220MM 2 COLOURS SHRINK TUBE | 0.250 | M | | | | | | | | | | | | | | | | | | |






ASM3308A/0.D02 - Electrical system



ASM3308A/0.D02 - Electrical system




| COMPONENT | | | SPARE PART | | | | | | | | | | | | | | | | | | | | | | | | | | |
|-----------|---|---|------------|-----------------------------------|---|------|-------------|-----|-----|-----------|----------------------------------|-------|----|----------|-------------------------------------|----|----|----------|---|----|----|----------|----------------------------------|-------|----|----------|--------------------------------------|---|----|
| Code | Description | Image | Code | Description | Components list | | | | | | | | | | | | | | | | | | | | | | | | |
| CN1003A | 6,3 UF MOTOR CAPACITOR |  | KCN1003A | 6,3 UF MOTOR CAPACITOR KIT | <table border="1"> <thead> <tr> <th>Code</th> <th>Description</th> <th>Qty</th> <th>UOM</th> </tr> </thead> <tbody> <tr> <td>CN1003A0</td> <td>6,3 UF MOTOR CAPACITOR</td> <td>1</td> <td>PZ</td> </tr> <tr> <td>VI1931A0</td> <td>M8 NUT+INDENTE D WASHER D=8 X COND.</td> <td>1</td> <td>PZ</td> </tr> <tr> <td>VI1932A0</td> <td>M8 NUT+INDENTE D WASHER D=8 X COND.</td> <td>1</td> <td>PZ</td> </tr> <tr> <td>VM1224A0</td> <td>65MY 220MM 2 COLOURS SHRINK TUBE</td> <td>0.200</td> <td>M</td> </tr> </tbody> </table> | Code | Description | Qty | UOM | CN1003A0 | 6,3 UF MOTOR CAPACITOR | 1 | PZ | VI1931A0 | M8 NUT+INDENTE D WASHER D=8 X COND. | 1 | PZ | VI1932A0 | M8 NUT+INDENTE D WASHER D=8 X COND. | 1 | PZ | VM1224A0 | 65MY 220MM 2 COLOURS SHRINK TUBE | 0.200 | M | | | | |
| Code | Description | Qty | UOM | | | | | | | | | | | | | | | | | | | | | | | | | | |
| CN1003A0 | 6,3 UF MOTOR CAPACITOR | 1 | PZ | | | | | | | | | | | | | | | | | | | | | | | | | | |
| VI1931A0 | M8 NUT+INDENTE D WASHER D=8 X COND. | 1 | PZ | | | | | | | | | | | | | | | | | | | | | | | | | | |
| VI1932A0 | M8 NUT+INDENTE D WASHER D=8 X COND. | 1 | PZ | | | | | | | | | | | | | | | | | | | | | | | | | | |
| VM1224A0 | 65MY 220MM 2 COLOURS SHRINK TUBE | 0.200 | M | | | | | | | | | | | | | | | | | | | | | | | | | | |
| VM1745A | CARD SUPPORT |  | KVM1745A | BOARD SUPPORT 10 PCS KIT | <table border="1"> <thead> <tr> <th>Code</th> <th>Description</th> <th>Qty</th> <th>UOM</th> </tr> </thead> <tbody> <tr> <td>VM1224A0</td> <td>65MY 220MM 2 COLOURS SHRINK TUBE</td> <td>0.200</td> <td>M</td> </tr> <tr> <td>VM1745A0</td> <td>CARD SUPPORT</td> <td>10</td> <td>PZ</td> </tr> </tbody> </table> | Code | Description | Qty | UOM | VM1224A0 | 65MY 220MM 2 COLOURS SHRINK TUBE | 0.200 | M | VM1745A0 | CARD SUPPORT | 10 | PZ | | | | | | | | | | | | |
| Code | Description | Qty | UOM | | | | | | | | | | | | | | | | | | | | | | | | | | |
| VM1224A0 | 65MY 220MM 2 COLOURS SHRINK TUBE | 0.200 | M | | | | | | | | | | | | | | | | | | | | | | | | | | |
| VM1745A0 | CARD SUPPORT | 10 | PZ | | | | | | | | | | | | | | | | | | | | | | | | | | |
| PE2038A | MIND.MAPS PLUS POWER BOARD |  | KPE2038A | MIND.MAPS PLUS POWER BOARD KIT | <table border="1"> <thead> <tr> <th>Code</th> <th>Description</th> <th>Qty</th> <th>UOM</th> </tr> </thead> <tbody> <tr> <td>MOV0003A0</td> <td>HOOD RING GASKET GN1110A2</td> <td>0.100</td> <td>PZ</td> </tr> <tr> <td>PE2038A0</td> <td>MIND.MAPS PLUS POWER BOARD</td> <td>1</td> <td>PZ</td> </tr> <tr> <td>VI1850A0</td> <td>M4X6 NICKEL PLATED FIXING SCRE</td> <td>12</td> <td>PZ</td> </tr> <tr> <td>VM1745A0</td> <td>CARD SUPPORT</td> <td>12</td> <td>PZ</td> </tr> <tr> <td>VM2147A0</td> <td>410X343X15 MM PINK SMOOTH ESD SPONGE</td> <td>1</td> <td>PZ</td> </tr> </tbody> </table> | Code | Description | Qty | UOM | MOV0003A0 | HOOD RING GASKET GN1110A2 | 0.100 | PZ | PE2038A0 | MIND.MAPS PLUS POWER BOARD | 1 | PZ | VI1850A0 | M4X6 NICKEL PLATED FIXING SCRE | 12 | PZ | VM1745A0 | CARD SUPPORT | 12 | PZ | VM2147A0 | 410X343X15 MM PINK SMOOTH ESD SPONGE | 1 | PZ |
| Code | Description | Qty | UOM | | | | | | | | | | | | | | | | | | | | | | | | | | |
| MOV0003A0 | HOOD RING GASKET GN1110A2 | 0.100 | PZ | | | | | | | | | | | | | | | | | | | | | | | | | | |
| PE2038A0 | MIND.MAPS PLUS POWER BOARD | 1 | PZ | | | | | | | | | | | | | | | | | | | | | | | | | | |
| VI1850A0 | M4X6 NICKEL PLATED FIXING SCRE | 12 | PZ | | | | | | | | | | | | | | | | | | | | | | | | | | |
| VM1745A0 | CARD SUPPORT | 12 | PZ | | | | | | | | | | | | | | | | | | | | | | | | | | |
| VM2147A0 | 410X343X15 MM PINK SMOOTH ESD SPONGE | 1 | PZ | | | | | | | | | | | | | | | | | | | | | | | | | | |
| VE1026A | 230-21-12VAC 80VA TRANSFORMER |  | KVE1026A | 230-21-12VAC 90VA TRANSFORMER KIT | <table border="1"> <thead> <tr> <th>Code</th> <th>Description</th> <th>Qty</th> <th>UOM</th> </tr> </thead> <tbody> <tr> <td>MOV0012A0</td> <td>HOOD RING GASKET GN1110A2</td> <td>0.100</td> <td>PZ</td> </tr> <tr> <td>VE1026A0</td> <td>230-21-12VAC 80VA TRANSFORME</td> <td>1</td> <td>PZ</td> </tr> <tr> <td>VI1950A0</td> <td>ST. STEEL 4,2X13 TCB SELF-DRILLIN G SCREW</td> <td>4</td> <td>PZ</td> </tr> </tbody> </table> | Code | Description | Qty | UOM | MOV0012A0 | HOOD RING GASKET GN1110A2 | 0.100 | PZ | VE1026A0 | 230-21-12VAC 80VA TRANSFORME | 1 | PZ | VI1950A0 | ST. STEEL 4,2X13 TCB SELF-DRILLIN G SCREW | 4 | PZ | | | | | | | | |
| Code | Description | Qty | UOM | | | | | | | | | | | | | | | | | | | | | | | | | | |
| MOV0012A0 | HOOD RING GASKET GN1110A2 | 0.100 | PZ | | | | | | | | | | | | | | | | | | | | | | | | | | |
| VE1026A0 | 230-21-12VAC 80VA TRANSFORME | 1 | PZ | | | | | | | | | | | | | | | | | | | | | | | | | | |
| VI1950A0 | ST. STEEL 4,2X13 TCB SELF-DRILLIN G SCREW | 4 | PZ | | | | | | | | | | | | | | | | | | | | | | | | | | |

| COMPONENT | | | SPARE PART | | | | | | | | | | | | | | | | | | | | | | |
|-----------|---|---|------------|--|---|------|-------------|-----|-----|----------|---|----|----|----------|---|-------|----|----------|-----------------|---|----|----------|---|---|----|
| Code | Description | Image | Code | Description | Components list | | | | | | | | | | | | | | | | | | | | |
| VM1188A | BL SHOP.PRO POWER BOARD WIRE PASSAGE |  | KVM1188A | BL SP POWER BOARD WIRE PASSAGE 10 PC KIT | <table border="1"> <thead> <tr> <th>Code</th> <th>Description</th> <th>Qty</th> <th>UOM</th> </tr> </thead> <tbody> <tr> <td>VM1188A0</td> <td>BL SHOP.PRO POWER BOARD WIRE PASSAGE</td> <td>10</td> <td>PZ</td> </tr> <tr> <td>VM1224A0</td> <td>65MY 220MM 2 COLOURS SHRINK TUBE</td> <td>0.200</td> <td>M</td> </tr> </tbody> </table> | Code | Description | Qty | UOM | VM1188A0 | BL SHOP.PRO POWER BOARD WIRE PASSAGE | 10 | PZ | VM1224A0 | 65MY 220MM 2 COLOURS SHRINK TUBE | 0.200 | M | | | | | | | | |
| Code | Description | Qty | UOM | | | | | | | | | | | | | | | | | | | | | | |
| VM1188A0 | BL SHOP.PRO POWER BOARD WIRE PASSAGE | 10 | PZ | | | | | | | | | | | | | | | | | | | | | | |
| VM1224A0 | 65MY 220MM 2 COLOURS SHRINK TUBE | 0.200 | M | | | | | | | | | | | | | | | | | | | | | | |
| PE1039A | 220-240V TWO-PHASE EMC FILTER CARD |  | KPE1039A | 220-240V EMC TWO-PHASE FILTER CARD KIT | <table border="1"> <thead> <tr> <th>Code</th> <th>Description</th> <th>Qty</th> <th>UOM</th> </tr> </thead> <tbody> <tr> <td>PE1039A0</td> <td>220-240V TWO-PHASE EMC FILTER CARD</td> <td>1</td> <td>PZ</td> </tr> <tr> <td>VM2147A0</td> <td>410X343X15 MM PINK SMOOTH ESD SPONGE</td> <td>1</td> <td>PZ</td> </tr> </tbody> </table> | Code | Description | Qty | UOM | PE1039A0 | 220-240V TWO-PHASE EMC FILTER CARD | 1 | PZ | VM2147A0 | 410X343X15 MM PINK SMOOTH ESD SPONGE | 1 | PZ | | | | | | | | |
| Code | Description | Qty | UOM | | | | | | | | | | | | | | | | | | | | | | |
| PE1039A0 | 220-240V TWO-PHASE EMC FILTER CARD | 1 | PZ | | | | | | | | | | | | | | | | | | | | | | |
| VM2147A0 | 410X343X15 MM PINK SMOOTH ESD SPONGE | 1 | PZ | | | | | | | | | | | | | | | | | | | | | | |
| 0H2122A | XEVL BIG TRANSFORMERS SUPPORT |  | 0H2122A0 | XEVL BIG TRANSFORMERS SUPPORT | | | | | | | | | | | | | | | | | | | | | |
| PE2143B | POWER CARD 3 MOTOR L2 MM+PT1000 |  | KPE2143B | 3 MOTORS POWER CARD+CORE PROBE KIT | <table border="1"> <thead> <tr> <th>Code</th> <th>Description</th> <th>Qty</th> <th>UOM</th> </tr> </thead> <tbody> <tr> <td>PE2143B0</td> <td>POWER CARD 3 MOTOR L2 MM+PT1000</td> <td>1</td> <td>PZ</td> </tr> <tr> <td>VI1850A0</td> <td>M4X6 NICKEL PLATED FIXING SCORE</td> <td>8</td> <td>PZ</td> </tr> <tr> <td>VM1745A0</td> <td>CARD SUPPORT</td> <td>8</td> <td>PZ</td> </tr> <tr> <td>VM2147A0</td> <td>410X343X15 MM PINK SMOOTH ESD SPONGE</td> <td>1</td> <td>PZ</td> </tr> </tbody> </table> | Code | Description | Qty | UOM | PE2143B0 | POWER CARD 3 MOTOR L2 MM+PT1000 | 1 | PZ | VI1850A0 | M4X6 NICKEL PLATED FIXING SCORE | 8 | PZ | VM1745A0 | CARD SUPPORT | 8 | PZ | VM2147A0 | 410X343X15 MM PINK SMOOTH ESD SPONGE | 1 | PZ |
| Code | Description | Qty | UOM | | | | | | | | | | | | | | | | | | | | | | |
| PE2143B0 | POWER CARD 3 MOTOR L2 MM+PT1000 | 1 | PZ | | | | | | | | | | | | | | | | | | | | | | |
| VI1850A0 | M4X6 NICKEL PLATED FIXING SCORE | 8 | PZ | | | | | | | | | | | | | | | | | | | | | | |
| VM1745A0 | CARD SUPPORT | 8 | PZ | | | | | | | | | | | | | | | | | | | | | | |
| VM2147A0 | 410X343X15 MM PINK SMOOTH ESD SPONGE | 1 | PZ | | | | | | | | | | | | | | | | | | | | | | |
| VM2191A | VE1095 BIG SWITCH BRACKET |  | VM2191A0 | VE1095 BIG SWITCH BRACKET | | | | | | | | | | | | | | | | | | | | | |

| COMPONENT | | | SPARE PART | | | | | | | | | | | | | | | | | | | | | | |
|-----------|---|---|------------|---|---|--|-------------|-----|-----|-----------|--|-------|----|----------|--|-------|----|----------|--------------------------------------|---|----|----------|--|-------|---|
| Code | Description | Image | Code | Description | Components list | | | | | | | | | | | | | | | | | | | | |
| VE1095A | GE 25A 230V REMOTE CONTROL SWITCH |  | KVE1095A | HEATING ELEMENT CONTACTOR KIT | <table border="1"> <thead> <tr> <th>Code</th> <th>Description</th> <th>Qty</th> <th>UOM</th> </tr> </thead> <tbody> <tr> <td>MOV0013A0</td> <td>HOOD RING GASKET GN1110A2</td> <td>0.100</td> <td>PZ</td> </tr> <tr> <td>VE1095A0</td> <td>GE 25A 230V REMOTE CONTROL SWITCH</td> <td>1</td> <td>PZ</td> </tr> <tr> <td>VM1075A1</td> <td>PLASTIC CLIP TO FIX CONTACTORS</td> <td>4</td> <td>PZ</td> </tr> <tr> <td>VM1224A0</td> <td>65MY 220MM 2 COLOURS SHRINK TUBE</td> <td>0.250</td> <td>M</td> </tr> </tbody> </table> | Code | Description | Qty | UOM | MOV0013A0 | HOOD RING GASKET GN1110A2 | 0.100 | PZ | VE1095A0 | GE 25A 230V REMOTE CONTROL SWITCH | 1 | PZ | VM1075A1 | PLASTIC CLIP TO FIX CONTACTORS | 4 | PZ | VM1224A0 | 65MY 220MM 2 COLOURS SHRINK TUBE | 0.250 | M |
| | | | | | Code | Description | Qty | UOM | | | | | | | | | | | | | | | | | |
| | | | | | MOV0013A0 | HOOD RING GASKET GN1110A2 | 0.100 | PZ | | | | | | | | | | | | | | | | | |
| | | | | | VE1095A0 | GE 25A 230V REMOTE CONTROL SWITCH | 1 | PZ | | | | | | | | | | | | | | | | | |
| VM1075A1 | PLASTIC CLIP TO FIX CONTACTORS | 4 | PZ | | | | | | | | | | | | | | | | | | | | | | |
| VM1224A0 | 65MY 220MM 2 COLOURS SHRINK TUBE | 0.250 | M | | | | | | | | | | | | | | | | | | | | | | |
| CE1420A | 8 WAYS UNIPOLAR TERMINAL BLOCK Z16-8D |  | KCE1420A | 8 WAY Z16-8D UNIPOLAR TERMINAL BOARD KIT | <table border="1"> <thead> <tr> <th>Code</th> <th>Description</th> <th>Qty</th> <th>UOM</th> </tr> </thead> <tbody> <tr> <td>CE1420A0</td> <td>8 WAYS UNIPOLAR TERMINAL BLOCK Z16-8D</td> <td>1</td> <td>PZ</td> </tr> <tr> <td>VM1224A0</td> <td>65MY 220MM 2 COLOURS SHRINK TUBE</td> <td>0.250</td> <td>M</td> </tr> </tbody> </table> | Code | Description | Qty | UOM | CE1420A0 | 8 WAYS UNIPOLAR TERMINAL BLOCK Z16-8D | 1 | PZ | VM1224A0 | 65MY 220MM 2 COLOURS SHRINK TUBE | 0.250 | M | | | | | | | | |
| | | | | | Code | Description | Qty | UOM | | | | | | | | | | | | | | | | | |
| | | | | | CE1420A0 | 8 WAYS UNIPOLAR TERMINAL BLOCK Z16-8D | 1 | PZ | | | | | | | | | | | | | | | | | |
| VM1224A0 | 65MY 220MM 2 COLOURS SHRINK TUBE | 0.250 | M | | | | | | | | | | | | | | | | | | | | | | |
| MR1011A | UL 125A GROUND TERMINAL |  | KMR1011A | UL 125A GROUND TERMINAL KIT | <table border="1"> <thead> <tr> <th>Code</th> <th>Description</th> <th>Qty</th> <th>UOM</th> </tr> </thead> <tbody> <tr> <td>MR1011A0</td> <td>UL 125A GROUND TERMINAL</td> <td>1</td> <td>PZ</td> </tr> <tr> <td>VM1224A0</td> <td>65MY 220MM 2 COLOURS SHRINK TUBE</td> <td>0.300</td> <td>M</td> </tr> </tbody> </table> | Code | Description | Qty | UOM | MR1011A0 | UL 125A GROUND TERMINAL | 1 | PZ | VM1224A0 | 65MY 220MM 2 COLOURS SHRINK TUBE | 0.300 | M | | | | | | | | |
| | | | | | Code | Description | Qty | UOM | | | | | | | | | | | | | | | | | |
| MR1011A0 | UL 125A GROUND TERMINAL | 1 | PZ | | | | | | | | | | | | | | | | | | | | | | |
| VM1224A0 | 65MY 220MM 2 COLOURS SHRINK TUBE | 0.300 | M | | | | | | | | | | | | | | | | | | | | | | |






ASM2415C/0.D00 - Door









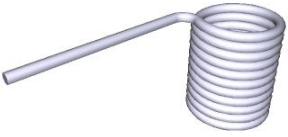

ASM2415C/0.D00 - Door









| COMPONENT | | | SPARE PART | | | | | | | | | | | | | | | | | | |
|-----------|---|---|------------|---------------------------------------|---|------|-------------|-----|-----|----------|---|-------|---|----------|----------------------------------|---|----|----------|-----------------------|-------|---|
| Code | Description | Image | Code | Description | Components list | | | | | | | | | | | | | | | | |
| LP1029A | L=1199 S6 NO LED LIGHT BAR COVER |  | KLP1029A | L119 MM NO LED LIGHT HOLDER KIT | <table border="1"> <thead> <tr> <th>Code</th> <th>Description</th> <th>Qty</th> <th>UOM</th> </tr> </thead> <tbody> <tr> <td>IP1385A1</td> <td>CORNER POLYSTYREN E PACKING 110X80X2000</td> <td>2.540</td> <td>M</td> </tr> <tr> <td>LP1029A0</td> <td>L=1199 S6 NO LED LIGHT BAR COVER</td> <td>1</td> <td>PZ</td> </tr> <tr> <td>VM1059A1</td> <td>HEAT SHRINK FILM H800</td> <td>2.540</td> <td>M</td> </tr> </tbody> </table> | Code | Description | Qty | UOM | IP1385A1 | CORNER POLYSTYREN E PACKING 110X80X2000 | 2.540 | M | LP1029A0 | L=1199 S6 NO LED LIGHT BAR COVER | 1 | PZ | VM1059A1 | HEAT SHRINK FILM H800 | 2.540 | M |
| Code | Description | Qty | UOM | | | | | | | | | | | | | | | | | | |
| IP1385A1 | CORNER POLYSTYREN E PACKING 110X80X2000 | 2.540 | M | | | | | | | | | | | | | | | | | | |
| LP1029A0 | L=1199 S6 NO LED LIGHT BAR COVER | 1 | PZ | | | | | | | | | | | | | | | | | | |
| VM1059A1 | HEAT SHRINK FILM H800 | 2.540 | M | | | | | | | | | | | | | | | | | | |
| 0B1344A | XEVL BIG DOOR FRONT LOWER PLATE |  | 0B1344A0 | XEVL BIG DOOR FRONT LOWER PLATE | | | | | | | | | | | | | | | | | |
| 0B1383A | XEVL BIG DOOR UPPER COVER PLAT |  | 0B1383A0 | XEVL BIG DOOR UPPER COVER PLAT | | | | | | | | | | | | | | | | | |
| 0H1996A | BIG DOOR-TROLLEY PUSHING CAM PLAT |  | 0H1996A0 | BIG DOOR-TROLLEY PUSHING CAM PLAT | | | | | | | | | | | | | | | | | |
| VM2555A | BIG OVEN RIGHT DOOR GROOVED LOWER CAP |  | VM2555A0 | BIG OVEN RIGHT DOOR GROOVED LOWER CAP | | | | | | | | | | | | | | | | | |

| COMPONENT | | | SPARE PART | | |
|-----------|--|---|------------|--|-----------------|
| Code | Description | Image | Code | Description | Components list |
| VI1930A | ST. STEEL 5X20 CHIP SCREW |  | VI1930A1 | ST. STEEL 5X20 CHIP SCREW | |
| VM1326A | BIG DOOR LOWER ROLLER PIN |  | KVM1326A | BIG DOOR LOWER ROLLER + PIN KIT | |
| VM1332A | BIG DOOR LOWER ROLLER |  | KVM1326A | BIG DOOR LOWER ROLLER + PIN KIT | |
| VM2557A | BIG - DOOR LOWER CAP ROLLERWHEEL SUPPORT |  | VM2557A0 | BIG - DOOR LOWER CAP ROLLERWHEEL SUPPORT | |
| VI1930A | ST. STEEL 5X20 CHIP SCREW |  | VI1930A1 | ST. STEEL 5X20 CHIP SCREW | |


| COMPONENT | | | SPARE PART | | |
|-----------|---|---|------------|---|-----------------|
| Code | Description | Image | Code | Description | Components list |
| TB3334A | UPPER DOOR CROSS TUBE |  | TB3334A0 | UPPER DOOR CROSS TUBE | |
| ML1013A | BIG TROLLEY GASKET FLIPPER LEFT SPRING |  | ML1013A0 | BIG TROLLEY GASKET FLIPPER LEFT SPRING | |
| ML1014A | BIG TROLLEY GASKET FLIPPER RIGHT SPRING |  | ML1014A0 | BIG TROLLEY GASKET FLIPPER RIGHT SPRING | |
| VM1297A | BIG GASKET PLATE PUSHER |  | VM1297A0 | BIG GASKET PLATE PUSHER | |
| VM1298A | TROLLEY GASKET PUSHER LEFT SUPPORT |  | VM1298A0 | TROLLEY GASKET PUSHER LEFT SUPPORT | |

| COMPONENT | | | SPARE PART | | | | | | | | | | | | | | | | | | | | | | | | | | | | | | | | | | | | | | | | | | |
|-----------|---|---|------------|------------------------------|---|------|-------------|-----|-----|----------|---|---|----|----------|---------------------------------|---|----|----------|---------------------------------|---|----|----------|--|-------|---|----------|---|---|---|----------|------------------------------------|-----|----|----------|---------------------------|---|----|----------|--------------------------|---|---|----------|----------------------------------|---|----|
| Code | Description | Image | Code | Description | Components list | | | | | | | | | | | | | | | | | | | | | | | | | | | | | | | | | | | | | | | | |
| VM1299A | RIGHT SUPPORT GASKET BIG |  | VM1299A0 | RIGHT SUPPORT GASKET BIG | | | | | | | | | | | | | | | | | | | | | | | | | | | | | | | | | | | | | | | | | |
| VI1930A | ST. STEEL 5X20 CHIP SCREW |  | VI1930A1 | ST. STEEL 5X20 CHIP SCREW | | | | | | | | | | | | | | | | | | | | | | | | | | | | | | | | | | | | | | | | | |
| VT1341A | XEVL BIG S. EXTERNAL GLASS |  | KVT1341A | BIG-L EXTERNAL GLASS KIT | <table border="1"> <thead> <tr> <th>Code</th> <th>Description</th> <th>Qty</th> <th>UOM</th> </tr> </thead> <tbody> <tr> <td>OB1340A0</td> <td>XEVL BIG EXTERNAL GLASS SUPPORT PROFILE</td> <td>2</td> <td>PZ</td> </tr> <tr> <td>ED1090A0</td> <td>COATED WHITE LABEL 100X45</td> <td>1</td> <td>PZ</td> </tr> <tr> <td>IL1050B0</td> <td>WOODEN PALLET 965X875X123</td> <td>1</td> <td>PZ</td> </tr> <tr> <td>IP1385A1</td> <td>CORNER POLYSTYREN E PACKING 110X80X2000</td> <td>2.500</td> <td>M</td> </tr> <tr> <td>IP1508A1</td> <td>POLYSTYREN E U SHAPED PROFILE 2000X60X60</td> <td>2</td> <td>M</td> </tr> <tr> <td>SL1155A1</td> <td>LOCTITE BICOMPONEN T SILICON</td> <td>300</td> <td>ML</td> </tr> <tr> <td>SL1156A0</td> <td>NOZZLE FOR SILICON GUN</td> <td>1</td> <td>PZ</td> </tr> <tr> <td>VM1059A1</td> <td>HEAT SHRINK FILM H800</td> <td>2</td> <td>M</td> </tr> <tr> <td>VT1341A0</td> <td>XEVL BIG S. EXTERNAL GLASS</td> <td>1</td> <td>PZ</td> </tr> </tbody> </table> | Code | Description | Qty | UOM | OB1340A0 | XEVL BIG EXTERNAL GLASS SUPPORT PROFILE | 2 | PZ | ED1090A0 | COATED WHITE LABEL 100X45 | 1 | PZ | IL1050B0 | WOODEN PALLET 965X875X123 | 1 | PZ | IP1385A1 | CORNER POLYSTYREN E PACKING 110X80X2000 | 2.500 | M | IP1508A1 | POLYSTYREN E U SHAPED PROFILE 2000X60X60 | 2 | M | SL1155A1 | LOCTITE BICOMPONEN T SILICON | 300 | ML | SL1156A0 | NOZZLE FOR SILICON GUN | 1 | PZ | VM1059A1 | HEAT SHRINK FILM H800 | 2 | M | VT1341A0 | XEVL BIG S. EXTERNAL GLASS | 1 | PZ |
| Code | Description | Qty | UOM | | | | | | | | | | | | | | | | | | | | | | | | | | | | | | | | | | | | | | | | | | |
| OB1340A0 | XEVL BIG EXTERNAL GLASS SUPPORT PROFILE | 2 | PZ | | | | | | | | | | | | | | | | | | | | | | | | | | | | | | | | | | | | | | | | | | |
| ED1090A0 | COATED WHITE LABEL 100X45 | 1 | PZ | | | | | | | | | | | | | | | | | | | | | | | | | | | | | | | | | | | | | | | | | | |
| IL1050B0 | WOODEN PALLET 965X875X123 | 1 | PZ | | | | | | | | | | | | | | | | | | | | | | | | | | | | | | | | | | | | | | | | | | |
| IP1385A1 | CORNER POLYSTYREN E PACKING 110X80X2000 | 2.500 | M | | | | | | | | | | | | | | | | | | | | | | | | | | | | | | | | | | | | | | | | | | |
| IP1508A1 | POLYSTYREN E U SHAPED PROFILE 2000X60X60 | 2 | M | | | | | | | | | | | | | | | | | | | | | | | | | | | | | | | | | | | | | | | | | | |
| SL1155A1 | LOCTITE BICOMPONEN T SILICON | 300 | ML | | | | | | | | | | | | | | | | | | | | | | | | | | | | | | | | | | | | | | | | | | |
| SL1156A0 | NOZZLE FOR SILICON GUN | 1 | PZ | | | | | | | | | | | | | | | | | | | | | | | | | | | | | | | | | | | | | | | | | | |
| VM1059A1 | HEAT SHRINK FILM H800 | 2 | M | | | | | | | | | | | | | | | | | | | | | | | | | | | | | | | | | | | | | | | | | | |
| VT1341A0 | XEVL BIG S. EXTERNAL GLASS | 1 | PZ | | | | | | | | | | | | | | | | | | | | | | | | | | | | | | | | | | | | | | | | | | |
| | | | KDR1310A | BIG-L CHEFTOP DOOR KIT | <table border="1"> <thead> <tr> <th>Code</th> <th>Description</th> <th>Qty</th> <th>UOM</th> </tr> </thead> <tbody> <tr> <td>OB1335A0</td> <td></td> <td>1</td> <td>PZ</td> </tr> </tbody> </table> | Code | Description | Qty | UOM | OB1335A0 | | 1 | PZ | | | | | | | | | | | | | | | | | | | | | | | | | | | | | | | | |
| Code | Description | Qty | UOM | | | | | | | | | | | | | | | | | | | | | | | | | | | | | | | | | | | | | | | | | | |
| OB1335A0 | | 1 | PZ | | | | | | | | | | | | | | | | | | | | | | | | | | | | | | | | | | | | | | | | | | |




| COMPONENT | | | SPARE PART | | | | | | | | | | | | | | | | | | | | | | | | | | | | | | | | | | | | | | | | | | | | | | | | | | | | | | | | | | | | | | | | | | | | | | | | | | | | | | |
|-----------|---|---|------------|---------------------------|--|------|-------------|-----|-----|----------|---|---|----|----------|--|---|----|----------|--|---|----|----------|---|---|----|----------|---|---|----|----------|---------------------------------------|---|----|----------|---------------------------------------|---|----|----------|--|---|----|----------|--|---|----|----------|--|---|----|----------|--------------------------------|---|----|----------|-------------------------|---|----|----------|---|---|---|----------|----------------------------|---|----|----------|--|---|----|----------|--|---|----|----------|--|---|----|----------|--|---|----|
| Code | Description | Image | Code | Description | Components list | | | | | | | | | | | | | | | | | | | | | | | | | | | | | | | | | | | | | | | | | | | | | | | | | | | | | | | | | | | | | | | | | | | | | | | | | | | | |
| VT1341A | XEVL BIG S. EXTERNAL GLASS |  | KDR1310A | BIG-L CHEFTOP DOOR KIT | <table border="1"> <thead> <tr> <th>Code</th> <th>Description</th> <th>Qty</th> <th>UOM</th> </tr> </thead> <tbody> <tr> <td>0B1335B0</td> <td>XEVL BIG RIGHT DOOR LEFT EXT. COLUMN</td> <td>1</td> <td>PZ</td> </tr> <tr> <td>0B1336A0</td> <td>XEVL BIG RIGHT DOOR RIGHT EXT. COLUMN</td> <td>1</td> <td>PZ</td> </tr> <tr> <td>0B1338A0</td> <td>XEVL BIG RIGHT DOOR LEFT INNER COLUMN</td> <td>1</td> <td>PZ</td> </tr> <tr> <td>0B1339A0</td> <td>XEVL BIG RIGHT DOOR RIGHT INNER COLUMN</td> <td>1</td> <td>PZ</td> </tr> <tr> <td>0B1340A0</td> <td>XEVL BIG EXTERNAL GLASS SUPPORT PROFILE</td> <td>2</td> <td>PZ</td> </tr> <tr> <td>0B1344A0</td> <td>XEVL BIG DOOR FRONT LOWER PLATE</td> <td>1</td> <td>PZ</td> </tr> <tr> <td>0B1383A0</td> <td>XEVL BIG DOOR UPPER COVER PLATE</td> <td>1</td> <td>PZ</td> </tr> <tr> <td>0B1390A0</td> <td></td> <td>1</td> <td>PZ</td> </tr> <tr> <td>0H1989A0</td> <td>BIG INNER DOUBLE GLASS LOCKING CLIP</td> <td>2</td> <td>PZ</td> </tr> <tr> <td>0H1996A0</td> <td>BIG DOOR-TROLL EY PUSHING CAM PLATE</td> <td>1</td> <td>PZ</td> </tr> <tr> <td>0H8033A0</td> <td>BIG HANDLE FIXING WASHER</td> <td>1</td> <td>PZ</td> </tr> <tr> <td>ED1240A0</td> <td>TECHNICAL DATA LABEL</td> <td>1</td> <td>PZ</td> </tr> <tr> <td>IP1508A1</td> <td>POLYSTYREN E U SHAPED PROFILE 2000X60X60</td> <td>4</td> <td>M</td> </tr> <tr> <td>LP1016A0</td> <td>E1199 L1000 LED BAR KIT</td> <td>1</td> <td>PZ</td> </tr> <tr> <td>LP1029A0</td> <td>L=1199 S6 NO LED LIGHT BAR COVER</td> <td>1</td> <td>PZ</td> </tr> <tr> <td>MG1095A1</td> <td></td> <td>1</td> <td>PZ</td> </tr> <tr> <td>MG1095A2</td> <td></td> <td>1</td> <td>PZ</td> </tr> <tr> <td>MG1095A3</td> <td></td> <td>1</td> <td>PZ</td> </tr> </tbody> </table> | Code | Description | Qty | UOM | 0B1335B0 | XEVL BIG RIGHT DOOR LEFT EXT. COLUMN | 1 | PZ | 0B1336A0 | XEVL BIG RIGHT DOOR RIGHT EXT. COLUMN | 1 | PZ | 0B1338A0 | XEVL BIG RIGHT DOOR LEFT INNER COLUMN | 1 | PZ | 0B1339A0 | XEVL BIG RIGHT DOOR RIGHT INNER COLUMN | 1 | PZ | 0B1340A0 | XEVL BIG EXTERNAL GLASS SUPPORT PROFILE | 2 | PZ | 0B1344A0 | XEVL BIG DOOR FRONT LOWER PLATE | 1 | PZ | 0B1383A0 | XEVL BIG DOOR UPPER COVER PLATE | 1 | PZ | 0B1390A0 | | 1 | PZ | 0H1989A0 | BIG INNER DOUBLE GLASS LOCKING CLIP | 2 | PZ | 0H1996A0 | BIG DOOR-TROLL EY PUSHING CAM PLATE | 1 | PZ | 0H8033A0 | BIG HANDLE FIXING WASHER | 1 | PZ | ED1240A0 | TECHNICAL DATA LABEL | 1 | PZ | IP1508A1 | POLYSTYREN E U SHAPED PROFILE 2000X60X60 | 4 | M | LP1016A0 | E1199 L1000 LED BAR KIT | 1 | PZ | LP1029A0 | L=1199 S6 NO LED LIGHT BAR COVER | 1 | PZ | MG1095A1 | | 1 | PZ | MG1095A2 | | 1 | PZ | MG1095A3 | | 1 | PZ |
| Code | Description | Qty | UOM | | | | | | | | | | | | | | | | | | | | | | | | | | | | | | | | | | | | | | | | | | | | | | | | | | | | | | | | | | | | | | | | | | | | | | | | | | | | | | |
| 0B1335B0 | XEVL BIG RIGHT DOOR LEFT EXT. COLUMN | 1 | PZ | | | | | | | | | | | | | | | | | | | | | | | | | | | | | | | | | | | | | | | | | | | | | | | | | | | | | | | | | | | | | | | | | | | | | | | | | | | | | | |
| 0B1336A0 | XEVL BIG RIGHT DOOR RIGHT EXT. COLUMN | 1 | PZ | | | | | | | | | | | | | | | | | | | | | | | | | | | | | | | | | | | | | | | | | | | | | | | | | | | | | | | | | | | | | | | | | | | | | | | | | | | | | | |
| 0B1338A0 | XEVL BIG RIGHT DOOR LEFT INNER COLUMN | 1 | PZ | | | | | | | | | | | | | | | | | | | | | | | | | | | | | | | | | | | | | | | | | | | | | | | | | | | | | | | | | | | | | | | | | | | | | | | | | | | | | | |
| 0B1339A0 | XEVL BIG RIGHT DOOR RIGHT INNER COLUMN | 1 | PZ | | | | | | | | | | | | | | | | | | | | | | | | | | | | | | | | | | | | | | | | | | | | | | | | | | | | | | | | | | | | | | | | | | | | | | | | | | | | | | |
| 0B1340A0 | XEVL BIG EXTERNAL GLASS SUPPORT PROFILE | 2 | PZ | | | | | | | | | | | | | | | | | | | | | | | | | | | | | | | | | | | | | | | | | | | | | | | | | | | | | | | | | | | | | | | | | | | | | | | | | | | | | | |
| 0B1344A0 | XEVL BIG DOOR FRONT LOWER PLATE | 1 | PZ | | | | | | | | | | | | | | | | | | | | | | | | | | | | | | | | | | | | | | | | | | | | | | | | | | | | | | | | | | | | | | | | | | | | | | | | | | | | | | |
| 0B1383A0 | XEVL BIG DOOR UPPER COVER PLATE | 1 | PZ | | | | | | | | | | | | | | | | | | | | | | | | | | | | | | | | | | | | | | | | | | | | | | | | | | | | | | | | | | | | | | | | | | | | | | | | | | | | | | |
| 0B1390A0 | | 1 | PZ | | | | | | | | | | | | | | | | | | | | | | | | | | | | | | | | | | | | | | | | | | | | | | | | | | | | | | | | | | | | | | | | | | | | | | | | | | | | | | |
| 0H1989A0 | BIG INNER DOUBLE GLASS LOCKING CLIP | 2 | PZ | | | | | | | | | | | | | | | | | | | | | | | | | | | | | | | | | | | | | | | | | | | | | | | | | | | | | | | | | | | | | | | | | | | | | | | | | | | | | | |
| 0H1996A0 | BIG DOOR-TROLL EY PUSHING CAM PLATE | 1 | PZ | | | | | | | | | | | | | | | | | | | | | | | | | | | | | | | | | | | | | | | | | | | | | | | | | | | | | | | | | | | | | | | | | | | | | | | | | | | | | | |
| 0H8033A0 | BIG HANDLE FIXING WASHER | 1 | PZ | | | | | | | | | | | | | | | | | | | | | | | | | | | | | | | | | | | | | | | | | | | | | | | | | | | | | | | | | | | | | | | | | | | | | | | | | | | | | | |
| ED1240A0 | TECHNICAL DATA LABEL | 1 | PZ | | | | | | | | | | | | | | | | | | | | | | | | | | | | | | | | | | | | | | | | | | | | | | | | | | | | | | | | | | | | | | | | | | | | | | | | | | | | | | |
| IP1508A1 | POLYSTYREN E U SHAPED PROFILE 2000X60X60 | 4 | M | | | | | | | | | | | | | | | | | | | | | | | | | | | | | | | | | | | | | | | | | | | | | | | | | | | | | | | | | | | | | | | | | | | | | | | | | | | | | | |
| LP1016A0 | E1199 L1000 LED BAR KIT | 1 | PZ | | | | | | | | | | | | | | | | | | | | | | | | | | | | | | | | | | | | | | | | | | | | | | | | | | | | | | | | | | | | | | | | | | | | | | | | | | | | | | |
| LP1029A0 | L=1199 S6 NO LED LIGHT BAR COVER | 1 | PZ | | | | | | | | | | | | | | | | | | | | | | | | | | | | | | | | | | | | | | | | | | | | | | | | | | | | | | | | | | | | | | | | | | | | | | | | | | | | | | |
| MG1095A1 | | 1 | PZ | | | | | | | | | | | | | | | | | | | | | | | | | | | | | | | | | | | | | | | | | | | | | | | | | | | | | | | | | | | | | | | | | | | | | | | | | | | | | | |
| MG1095A2 | | 1 | PZ | | | | | | | | | | | | | | | | | | | | | | | | | | | | | | | | | | | | | | | | | | | | | | | | | | | | | | | | | | | | | | | | | | | | | | | | | | | | | | |
| MG1095A3 | | 1 | PZ | | | | | | | | | | | | | | | | | | | | | | | | | | | | | | | | | | | | | | | | | | | | | | | | | | | | | | | | | | | | | | | | | | | | | | | | | | | | | | |







| COMPONENT | | | SPARE PART | | | | | | | | | | | | | | | | | | | | | | | | | | | | | | | | | | | | | | | | | | | | | | | | | | | | | | | | | | | | | | | | | | | | | | | | | | | | | | | | | | | |
|-----------|---|---|------------|---------------------------|--|------|-------------|-----|-----|----------|----------------------------------|---|----|----------|---|---|----|----------|---|---|----|----------|--------------------------|---|----|----------|--|---|----|----------|-------------------------------|---|----|----------|---|---|----|----------|---------------------------|----|----|----------|--|---|----|----------|--------------------------------------|----|----|----------|---------------------------|----|----|----------|-----------------------------------|----|----|----------|---------------------------------|----|----|----------|--------------------------|---|---|----------|---------------------------|---|----|----------|---|---|----|----------|--------------------------------|---|----|----------|---------------------------------|---|----|----------|---------------------------------|---|----|--|
| Code | Description | Image | Code | Description | Components list | | | | | | | | | | | | | | | | | | | | | | | | | | | | | | | | | | | | | | | | | | | | | | | | | | | | | | | | | | | | | | | | | | | | | | | | | | | | | | | | | |
| VT1341A | XEVL BIG S. EXTERNAL GLASS |  | KDR1310A | BIG-L CHEFTOP DOOR KIT | <table border="1"> <thead> <tr> <th>Code</th> <th>Description</th> <th>Qty</th> <th>UOM</th> </tr> </thead> <tbody> <tr> <td>MG1095A4</td> <td>BIG RIGHT SLAM DOOR HANDLE</td> <td>1</td> <td>PZ</td> </tr> <tr> <td>ML1013A0</td> <td>BIG TROLLEY GASKET FLIPPER LEFT SPRING</td> <td>2</td> <td>PZ</td> </tr> <tr> <td>ML1014A0</td> <td>BIG TROLLEY GASKET FLIPPER RIGHT SPRIN</td> <td>2</td> <td>PZ</td> </tr> <tr> <td>TB3334A0</td> <td>UPPER DOOR CROSS TUBE</td> <td>1</td> <td>PZ</td> </tr> <tr> <td>TB3337A0</td> <td></td> <td>1</td> <td>PZ</td> </tr> <tr> <td>VE1550A0</td> <td>5X3 MM NEODYMIUM MAGNET</td> <td>2</td> <td>PZ</td> </tr> <tr> <td>VI1014A0</td> <td>STAINLESS STEEL WASHER 4.5X9X0.8</td> <td>4</td> <td>PZ</td> </tr> <tr> <td>VI1074A0</td> <td>4X16 SCREW FOR PLASTIC</td> <td>14</td> <td>PZ</td> </tr> <tr> <td>VI1101A0</td> <td>M5X20 TSP-EI ST.STEEL DIN 7991 SCREW</td> <td>1</td> <td>PZ</td> </tr> <tr> <td>VI1220A1</td> <td>4,2X12 TCB SELF-TAPPIN G SCREW</td> <td>58</td> <td>PZ</td> </tr> <tr> <td>VI1300A0</td> <td>SCREW M6X12 T1/2T+INOX</td> <td>14</td> <td>PZ</td> </tr> <tr> <td>VI1310A0</td> <td>ZINC THREAD INSERT M6 FTR/E</td> <td>14</td> <td>PZ</td> </tr> <tr> <td>VI1930A0</td> <td>5X25 ST. STEEL SCREW CHIP</td> <td>16</td> <td>PZ</td> </tr> <tr> <td>VM1059A1</td> <td>HEAT SHRINK FILM H800</td> <td>4</td> <td>M</td> </tr> <tr> <td>VM1297A0</td> <td>BIG GASKET PLATE PUSHE</td> <td>2</td> <td>PZ</td> </tr> <tr> <td>VM1298A0</td> <td>TROLLEY GASKET PUSHER LEFT SUPPORT</td> <td>2</td> <td>PZ</td> </tr> <tr> <td>VM1299A0</td> <td>RIGHT SUPPORT GASKET BIG</td> <td>2</td> <td>PZ</td> </tr> <tr> <td>VM1326A0</td> <td>BIG DOOR LOWER ROLLER PIN</td> <td>1</td> <td>PZ</td> </tr> <tr> <td>VM1327A0</td> <td>BIG DOOR SIDE LOCKING PIN</td> <td>1</td> <td>PZ</td> </tr> </tbody> </table> | Code | Description | Qty | UOM | MG1095A4 | BIG RIGHT SLAM DOOR HANDLE | 1 | PZ | ML1013A0 | BIG TROLLEY GASKET FLIPPER LEFT SPRING | 2 | PZ | ML1014A0 | BIG TROLLEY GASKET FLIPPER RIGHT SPRIN | 2 | PZ | TB3334A0 | UPPER DOOR CROSS TUBE | 1 | PZ | TB3337A0 | | 1 | PZ | VE1550A0 | 5X3 MM NEODYMIUM MAGNET | 2 | PZ | VI1014A0 | STAINLESS STEEL WASHER 4.5X9X0.8 | 4 | PZ | VI1074A0 | 4X16 SCREW FOR PLASTIC | 14 | PZ | VI1101A0 | M5X20 TSP-EI ST.STEEL DIN 7991 SCREW | 1 | PZ | VI1220A1 | 4,2X12 TCB SELF-TAPPIN G SCREW | 58 | PZ | VI1300A0 | SCREW M6X12 T1/2T+INOX | 14 | PZ | VI1310A0 | ZINC THREAD INSERT M6 FTR/E | 14 | PZ | VI1930A0 | 5X25 ST. STEEL SCREW CHIP | 16 | PZ | VM1059A1 | HEAT SHRINK FILM H800 | 4 | M | VM1297A0 | BIG GASKET PLATE PUSHE | 2 | PZ | VM1298A0 | TROLLEY GASKET PUSHER LEFT SUPPORT | 2 | PZ | VM1299A0 | RIGHT SUPPORT GASKET BIG | 2 | PZ | VM1326A0 | BIG DOOR LOWER ROLLER PIN | 1 | PZ | VM1327A0 | BIG DOOR SIDE LOCKING PIN | 1 | PZ | |
| Code | Description | Qty | UOM | | | | | | | | | | | | | | | | | | | | | | | | | | | | | | | | | | | | | | | | | | | | | | | | | | | | | | | | | | | | | | | | | | | | | | | | | | | | | | | | | | | |
| MG1095A4 | BIG RIGHT SLAM DOOR HANDLE | 1 | PZ | | | | | | | | | | | | | | | | | | | | | | | | | | | | | | | | | | | | | | | | | | | | | | | | | | | | | | | | | | | | | | | | | | | | | | | | | | | | | | | | | | | |
| ML1013A0 | BIG TROLLEY GASKET FLIPPER LEFT SPRING | 2 | PZ | | | | | | | | | | | | | | | | | | | | | | | | | | | | | | | | | | | | | | | | | | | | | | | | | | | | | | | | | | | | | | | | | | | | | | | | | | | | | | | | | | | |
| ML1014A0 | BIG TROLLEY GASKET FLIPPER RIGHT SPRIN | 2 | PZ | | | | | | | | | | | | | | | | | | | | | | | | | | | | | | | | | | | | | | | | | | | | | | | | | | | | | | | | | | | | | | | | | | | | | | | | | | | | | | | | | | | |
| TB3334A0 | UPPER DOOR CROSS TUBE | 1 | PZ | | | | | | | | | | | | | | | | | | | | | | | | | | | | | | | | | | | | | | | | | | | | | | | | | | | | | | | | | | | | | | | | | | | | | | | | | | | | | | | | | | | |
| TB3337A0 | | 1 | PZ | | | | | | | | | | | | | | | | | | | | | | | | | | | | | | | | | | | | | | | | | | | | | | | | | | | | | | | | | | | | | | | | | | | | | | | | | | | | | | | | | | | |
| VE1550A0 | 5X3 MM NEODYMIUM MAGNET | 2 | PZ | | | | | | | | | | | | | | | | | | | | | | | | | | | | | | | | | | | | | | | | | | | | | | | | | | | | | | | | | | | | | | | | | | | | | | | | | | | | | | | | | | | |
| VI1014A0 | STAINLESS STEEL WASHER 4.5X9X0.8 | 4 | PZ | | | | | | | | | | | | | | | | | | | | | | | | | | | | | | | | | | | | | | | | | | | | | | | | | | | | | | | | | | | | | | | | | | | | | | | | | | | | | | | | | | | |
| VI1074A0 | 4X16 SCREW FOR PLASTIC | 14 | PZ | | | | | | | | | | | | | | | | | | | | | | | | | | | | | | | | | | | | | | | | | | | | | | | | | | | | | | | | | | | | | | | | | | | | | | | | | | | | | | | | | | | |
| VI1101A0 | M5X20 TSP-EI ST.STEEL DIN 7991 SCREW | 1 | PZ | | | | | | | | | | | | | | | | | | | | | | | | | | | | | | | | | | | | | | | | | | | | | | | | | | | | | | | | | | | | | | | | | | | | | | | | | | | | | | | | | | | |
| VI1220A1 | 4,2X12 TCB SELF-TAPPIN G SCREW | 58 | PZ | | | | | | | | | | | | | | | | | | | | | | | | | | | | | | | | | | | | | | | | | | | | | | | | | | | | | | | | | | | | | | | | | | | | | | | | | | | | | | | | | | | |
| VI1300A0 | SCREW M6X12 T1/2T+INOX | 14 | PZ | | | | | | | | | | | | | | | | | | | | | | | | | | | | | | | | | | | | | | | | | | | | | | | | | | | | | | | | | | | | | | | | | | | | | | | | | | | | | | | | | | | |
| VI1310A0 | ZINC THREAD INSERT M6 FTR/E | 14 | PZ | | | | | | | | | | | | | | | | | | | | | | | | | | | | | | | | | | | | | | | | | | | | | | | | | | | | | | | | | | | | | | | | | | | | | | | | | | | | | | | | | | | |
| VI1930A0 | 5X25 ST. STEEL SCREW CHIP | 16 | PZ | | | | | | | | | | | | | | | | | | | | | | | | | | | | | | | | | | | | | | | | | | | | | | | | | | | | | | | | | | | | | | | | | | | | | | | | | | | | | | | | | | | |
| VM1059A1 | HEAT SHRINK FILM H800 | 4 | M | | | | | | | | | | | | | | | | | | | | | | | | | | | | | | | | | | | | | | | | | | | | | | | | | | | | | | | | | | | | | | | | | | | | | | | | | | | | | | | | | | | |
| VM1297A0 | BIG GASKET PLATE PUSHE | 2 | PZ | | | | | | | | | | | | | | | | | | | | | | | | | | | | | | | | | | | | | | | | | | | | | | | | | | | | | | | | | | | | | | | | | | | | | | | | | | | | | | | | | | | |
| VM1298A0 | TROLLEY GASKET PUSHER LEFT SUPPORT | 2 | PZ | | | | | | | | | | | | | | | | | | | | | | | | | | | | | | | | | | | | | | | | | | | | | | | | | | | | | | | | | | | | | | | | | | | | | | | | | | | | | | | | | | | |
| VM1299A0 | RIGHT SUPPORT GASKET BIG | 2 | PZ | | | | | | | | | | | | | | | | | | | | | | | | | | | | | | | | | | | | | | | | | | | | | | | | | | | | | | | | | | | | | | | | | | | | | | | | | | | | | | | | | | | |
| VM1326A0 | BIG DOOR LOWER ROLLER PIN | 1 | PZ | | | | | | | | | | | | | | | | | | | | | | | | | | | | | | | | | | | | | | | | | | | | | | | | | | | | | | | | | | | | | | | | | | | | | | | | | | | | | | | | | | | |
| VM1327A0 | BIG DOOR SIDE LOCKING PIN | 1 | PZ | | | | | | | | | | | | | | | | | | | | | | | | | | | | | | | | | | | | | | | | | | | | | | | | | | | | | | | | | | | | | | | | | | | | | | | | | | | | | | | | | | | |



| COMPONENT | | | SPARE PART | | | | | | | | | | | | | | | | | | | | | | | | | | | | | | | | | | | | | | | | | | | | | | | | | | | | | | | | | | | | | | | | | | | | | | | |
|-----------|---|---|------------|---------------------------|--|------|-------------|-----|-----|----------|-------------------------|---|----|----------|--------------------------------------|---|----|----------|------------------------------------|---|----|----------|-------------------------------|---|----|----------|-------------------------------|---|----|----------|--------------------------------|---|----|----------|--------------------------------|---|----|----------|-------------------------------|---|----|----------|--------------------------------|---|----|----------|---|---|----|----------|--|---|----|----------|---|---|----|----------|---|---|----|----------|---|---|----|----------|------------------------|---|----|----------|----------------------------------|--|--|--|
| Code | Description | Image | Code | Description | Components list | | | | | | | | | | | | | | | | | | | | | | | | | | | | | | | | | | | | | | | | | | | | | | | | | | | | | | | | | | | | | | | | | | | | | |
| VT1341A | XEVL BIG S. EXTERNAL GLASS |  | KDR1310A | BIG-L CHEFTOP DOOR KIT | <table border="1"> <thead> <tr> <th>Code</th> <th>Description</th> <th>Qty</th> <th>UOM</th> </tr> </thead> <tbody> <tr> <td>VM1332A0</td> <td>BIG DOOR LOWER ROLLE</td> <td>1</td> <td>PZ</td> </tr> <tr> <td>VM1379A0</td> <td>BIG TROLLEY GASKET BUSHING PAD</td> <td>3</td> <td>PZ</td> </tr> <tr> <td>VM1631A0</td> <td>PLUS INNER GLASS PUSHING CAP</td> <td>8</td> <td>PZ</td> </tr> <tr> <td>VM2550A0</td> <td>BIG DOOR LEFT UPPER CAP</td> <td>1</td> <td>PZ</td> </tr> <tr> <td>VM2550A1</td> <td>BIG DOOR LEFT UPPER CAP</td> <td>1</td> <td>PZ</td> </tr> <tr> <td>VM2551A0</td> <td>BIG RIGHT UPPER DOOR CAP</td> <td>1</td> <td>PZ</td> </tr> <tr> <td>VM2551A1</td> <td>BIG DOOR RIGHT UPPER CAP</td> <td>1</td> <td>PZ</td> </tr> <tr> <td>VM2552A0</td> <td>BIG DOOR LEFT LOWER CAP</td> <td>1</td> <td>PZ</td> </tr> <tr> <td>VM2553A0</td> <td>BIG DOOR RIGHT LOWER CAP</td> <td>1</td> <td>PZ</td> </tr> <tr> <td>VM2554A0</td> <td>BIG OVEN DOOR FULCRUM UPPER BUSHING</td> <td>1</td> <td>PZ</td> </tr> <tr> <td>VM2555A0</td> <td>BIG OVEN RIGHT DOOR GROOVED LOWER CAP</td> <td>1</td> <td>PZ</td> </tr> <tr> <td>VM2557A0</td> <td>BIG - DOOR LOWER CAP ROLLERWHEEL L SUPPORT</td> <td>1</td> <td>PZ</td> </tr> <tr> <td>VM2570B0</td> <td>BIG 6+6 INTERNAL GLASS SUPPORT KIT</td> <td>8</td> <td>PZ</td> </tr> <tr> <td>VM2587B0</td> <td>BIG OVEN PUSH-TO-CLO SE RIGHT HANDLE PIN</td> <td>1</td> <td>PZ</td> </tr> <tr> <td>VM2615A0</td> <td>HANDLE FIXING COVER</td> <td>1</td> <td>PZ</td> </tr> <tr> <td>VT1341A0</td> <td>XEVL BIG S. EXTERNAL GLASS</td> <td></td> <td></td> <td></td> </tr> </tbody> </table> | Code | Description | Qty | UOM | VM1332A0 | BIG DOOR LOWER ROLLE | 1 | PZ | VM1379A0 | BIG TROLLEY GASKET BUSHING PAD | 3 | PZ | VM1631A0 | PLUS INNER GLASS PUSHING CAP | 8 | PZ | VM2550A0 | BIG DOOR LEFT UPPER CAP | 1 | PZ | VM2550A1 | BIG DOOR LEFT UPPER CAP | 1 | PZ | VM2551A0 | BIG RIGHT UPPER DOOR CAP | 1 | PZ | VM2551A1 | BIG DOOR RIGHT UPPER CAP | 1 | PZ | VM2552A0 | BIG DOOR LEFT LOWER CAP | 1 | PZ | VM2553A0 | BIG DOOR RIGHT LOWER CAP | 1 | PZ | VM2554A0 | BIG OVEN DOOR FULCRUM UPPER BUSHING | 1 | PZ | VM2555A0 | BIG OVEN RIGHT DOOR GROOVED LOWER CAP | 1 | PZ | VM2557A0 | BIG - DOOR LOWER CAP ROLLERWHEEL L SUPPORT | 1 | PZ | VM2570B0 | BIG 6+6 INTERNAL GLASS SUPPORT KIT | 8 | PZ | VM2587B0 | BIG OVEN PUSH-TO-CLO SE RIGHT HANDLE PIN | 1 | PZ | VM2615A0 | HANDLE FIXING COVER | 1 | PZ | VT1341A0 | XEVL BIG S. EXTERNAL GLASS | | | |
| Code | Description | Qty | UOM | | | | | | | | | | | | | | | | | | | | | | | | | | | | | | | | | | | | | | | | | | | | | | | | | | | | | | | | | | | | | | | | | | | | | | | |
| VM1332A0 | BIG DOOR LOWER ROLLE | 1 | PZ | | | | | | | | | | | | | | | | | | | | | | | | | | | | | | | | | | | | | | | | | | | | | | | | | | | | | | | | | | | | | | | | | | | | | | | |
| VM1379A0 | BIG TROLLEY GASKET BUSHING PAD | 3 | PZ | | | | | | | | | | | | | | | | | | | | | | | | | | | | | | | | | | | | | | | | | | | | | | | | | | | | | | | | | | | | | | | | | | | | | | | |
| VM1631A0 | PLUS INNER GLASS PUSHING CAP | 8 | PZ | | | | | | | | | | | | | | | | | | | | | | | | | | | | | | | | | | | | | | | | | | | | | | | | | | | | | | | | | | | | | | | | | | | | | | | |
| VM2550A0 | BIG DOOR LEFT UPPER CAP | 1 | PZ | | | | | | | | | | | | | | | | | | | | | | | | | | | | | | | | | | | | | | | | | | | | | | | | | | | | | | | | | | | | | | | | | | | | | | | |
| VM2550A1 | BIG DOOR LEFT UPPER CAP | 1 | PZ | | | | | | | | | | | | | | | | | | | | | | | | | | | | | | | | | | | | | | | | | | | | | | | | | | | | | | | | | | | | | | | | | | | | | | | |
| VM2551A0 | BIG RIGHT UPPER DOOR CAP | 1 | PZ | | | | | | | | | | | | | | | | | | | | | | | | | | | | | | | | | | | | | | | | | | | | | | | | | | | | | | | | | | | | | | | | | | | | | | | |
| VM2551A1 | BIG DOOR RIGHT UPPER CAP | 1 | PZ | | | | | | | | | | | | | | | | | | | | | | | | | | | | | | | | | | | | | | | | | | | | | | | | | | | | | | | | | | | | | | | | | | | | | | | |
| VM2552A0 | BIG DOOR LEFT LOWER CAP | 1 | PZ | | | | | | | | | | | | | | | | | | | | | | | | | | | | | | | | | | | | | | | | | | | | | | | | | | | | | | | | | | | | | | | | | | | | | | | |
| VM2553A0 | BIG DOOR RIGHT LOWER CAP | 1 | PZ | | | | | | | | | | | | | | | | | | | | | | | | | | | | | | | | | | | | | | | | | | | | | | | | | | | | | | | | | | | | | | | | | | | | | | | |
| VM2554A0 | BIG OVEN DOOR FULCRUM UPPER BUSHING | 1 | PZ | | | | | | | | | | | | | | | | | | | | | | | | | | | | | | | | | | | | | | | | | | | | | | | | | | | | | | | | | | | | | | | | | | | | | | | |
| VM2555A0 | BIG OVEN RIGHT DOOR GROOVED LOWER CAP | 1 | PZ | | | | | | | | | | | | | | | | | | | | | | | | | | | | | | | | | | | | | | | | | | | | | | | | | | | | | | | | | | | | | | | | | | | | | | | |
| VM2557A0 | BIG - DOOR LOWER CAP ROLLERWHEEL L SUPPORT | 1 | PZ | | | | | | | | | | | | | | | | | | | | | | | | | | | | | | | | | | | | | | | | | | | | | | | | | | | | | | | | | | | | | | | | | | | | | | | |
| VM2570B0 | BIG 6+6 INTERNAL GLASS SUPPORT KIT | 8 | PZ | | | | | | | | | | | | | | | | | | | | | | | | | | | | | | | | | | | | | | | | | | | | | | | | | | | | | | | | | | | | | | | | | | | | | | | |
| VM2587B0 | BIG OVEN PUSH-TO-CLO SE RIGHT HANDLE PIN | 1 | PZ | | | | | | | | | | | | | | | | | | | | | | | | | | | | | | | | | | | | | | | | | | | | | | | | | | | | | | | | | | | | | | | | | | | | | | | |
| VM2615A0 | HANDLE FIXING COVER | 1 | PZ | | | | | | | | | | | | | | | | | | | | | | | | | | | | | | | | | | | | | | | | | | | | | | | | | | | | | | | | | | | | | | | | | | | | | | | |
| VT1341A0 | XEVL BIG S. EXTERNAL GLASS | | | | | | | | | | | | | | | | | | | | | | | | | | | | | | | | | | | | | | | | | | | | | | | | | | | | | | | | | | | | | | | | | | | | | | | | | |





| COMPONENT | | | SPARE PART | | | | | | | | | | | | | | | | | | | | | | |
|-----------|--|---|------------|---|--|------|-------------|-----|-----|----------|--|-------|---|----------|--|---|----|----------|--|---|----|----------|--|---|----|
| Code | Description | Image | Code | Description | Components list | | | | | | | | | | | | | | | | | | | | |
| VN1179A | CONTROL BOARD 40X40X20MM 12V COOLING FAN |  | KVN1179A | CONTROL BOARD COOLING FAN KIT | <table border="1"> <thead> <tr> <th>Code</th> <th>Description</th> <th>Qty</th> <th>UOM</th> </tr> </thead> <tbody> <tr> <td>VM1224A0</td> <td>65MY 220MM 2 COLOURS SHRINK TUBE</td> <td>0.150</td> <td>M</td> </tr> <tr> <td>VN1179A0</td> <td>CONTROL BOARD 40X40X20MM 12V COOLING FAN</td> <td>1</td> <td>PZ</td> </tr> <tr> <td>VN1179A0</td> <td>CONTROL BOARD 40X40X20MM 12V COOLING FAN</td> <td>1</td> <td>PZ</td> </tr> <tr> <td>VN1179A1</td> <td>CONTROL BOARD 40X40X20MM 12V COOLING FAN</td> <td>1</td> <td>PZ</td> </tr> </tbody> </table> | Code | Description | Qty | UOM | VM1224A0 | 65MY 220MM 2 COLOURS SHRINK TUBE | 0.150 | M | VN1179A0 | CONTROL BOARD 40X40X20MM 12V COOLING FAN | 1 | PZ | VN1179A0 | CONTROL BOARD 40X40X20MM 12V COOLING FAN | 1 | PZ | VN1179A1 | CONTROL BOARD 40X40X20MM 12V COOLING FAN | 1 | PZ |
| Code | Description | Qty | UOM | | | | | | | | | | | | | | | | | | | | | | |
| VM1224A0 | 65MY 220MM 2 COLOURS SHRINK TUBE | 0.150 | M | | | | | | | | | | | | | | | | | | | | | | |
| VN1179A0 | CONTROL BOARD 40X40X20MM 12V COOLING FAN | 1 | PZ | | | | | | | | | | | | | | | | | | | | | | |
| VN1179A0 | CONTROL BOARD 40X40X20MM 12V COOLING FAN | 1 | PZ | | | | | | | | | | | | | | | | | | | | | | |
| VN1179A1 | CONTROL BOARD 40X40X20MM 12V COOLING FAN | 1 | PZ | | | | | | | | | | | | | | | | | | | | | | |
| VP1007A | 20X20 H 20 BIG-L BOARD FAN SUPPORT |  | KVP1007A | 20X20 H20 CONTROL BOARD FAN SUPPORT KIT | | | | | | | | | | | | | | | | | | | | | |
| LP1016A | E1199 L1000 LED BAR KIT |  | LP1016A0 | E1199 L1000 LED BAR KIT | | | | | | | | | | | | | | | | | | | | | |
| VM1327A | BIG DOOR SIDE LOCKING PIN |  | KVM1327A | BIG DOOR SIDE LOCKING PIN KIT | | | | | | | | | | | | | | | | | | | | | |






| COMPONENT | | | SPARE PART | | | | | | | | | | | | | | | | | | |
|-----------|--------------------------------------|---|------------|-------------------------------------|--|------|-------------|-----|-----|----------|----------------------|---|----|----------|-------------------------------|---|----|----------|--------------------------------------|-------|----|
| Code | Description | Image | Code | Description | Components list | | | | | | | | | | | | | | | | |
| VM2552A | BIG DOOR LEFT LOWER CAP |  | VM2552A0 | BIG DOOR LEFT LOWER CAP | | | | | | | | | | | | | | | | | |
| VM2553A | BIG DOOR RIGHT LOWER CAP |  | VM2553A0 | BIG DOOR RIGHT LOWER CAP | | | | | | | | | | | | | | | | | |
| VM2554A | BIG OVEN DOOR FULCRUM UPPER BUSHING |  | VM2554A0 | BIG OVEN DOOR FULCRUM UPPER BUSHING | | | | | | | | | | | | | | | | | |
| 0H1989A | BIG INNER DOUBLE GLASS LOCKING CLIP |  | 0H1989A0 | BIG INNER DOUBLE GLASS LOCKING CLIP | | | | | | | | | | | | | | | | | |
| PE1059A | MM USB-RESET SUPPORT |  | KPE1059A | MM USB-RESET SUPPORT KIT | <table border="1"> <thead> <tr> <th>Code</th> <th>Description</th> <th>Qty</th> <th>UOM</th> </tr> </thead> <tbody> <tr> <td>PE1059A0</td> <td>MM USB-RESET SUPPORT</td> <td>1</td> <td>PZ</td> </tr> <tr> <td>V11220A1</td> <td>4,2X12 TCB SELF-TAPPING SCREW</td> <td>2</td> <td>PZ</td> </tr> <tr> <td>VM2147A0</td> <td>410X343X15 MM PINK SMOOTH ESD SPONGE</td> <td>0.250</td> <td>PZ</td> </tr> </tbody> </table> | Code | Description | Qty | UOM | PE1059A0 | MM USB-RESET SUPPORT | 1 | PZ | V11220A1 | 4,2X12 TCB SELF-TAPPING SCREW | 2 | PZ | VM2147A0 | 410X343X15 MM PINK SMOOTH ESD SPONGE | 0.250 | PZ |
| Code | Description | Qty | UOM | | | | | | | | | | | | | | | | | | |
| PE1059A0 | MM USB-RESET SUPPORT | 1 | PZ | | | | | | | | | | | | | | | | | | |
| V11220A1 | 4,2X12 TCB SELF-TAPPING SCREW | 2 | PZ | | | | | | | | | | | | | | | | | | |
| VM2147A0 | 410X343X15 MM PINK SMOOTH ESD SPONGE | 0.250 | PZ | | | | | | | | | | | | | | | | | | |








| COMPONENT | | | SPARE PART | | | | | | | | | | | | | | |
|-----------|----------------------------------|---|------------|-----------------------------------|---|------|-------------|-----|-----|----------|----------------------------------|-------|---|----------|------------------------------|----|----|
| Code | Description | Image | Code | Description | Components list | | | | | | | | | | | | |
| VM2550A | BIG DOOR LEFT UPPER CAP |  | VM2550A1 | BIG DOOR LEFT UPPER CAP | | | | | | | | | | | | | |
| VM2551A | BIG DOOR RIGHT UPPER CAP |  | VM2551A1 | BIG DOOR RIGHT UPPER CAP | | | | | | | | | | | | | |
| VI1930A | ST. STEEL 5X20 CHIP SCREW |  | VI1930A1 | ST. STEEL 5X20 CHIP SCREW | | | | | | | | | | | | | |
| 0H3056A | DOUBLE GLASS CLIP SHIM |  | 0H3056A0 | DOUBLE GLASS CLIP SHIM | | | | | | | | | | | | | |
| VM1631A | PLUS INNER GLASS PUSHING CAP |  | KVM1631A | CAP FOR INTERNAL GLASS 10 PCS KIT | <table border="1"> <thead> <tr> <th>Code</th> <th>Description</th> <th>Qty</th> <th>UOM</th> </tr> </thead> <tbody> <tr> <td>VM1224A0</td> <td>65MY 220MM 2 COLOURS SHRINK TUBE</td> <td>0.200</td> <td>M</td> </tr> <tr> <td>VM1631A0</td> <td>PLUS INNER GLASS PUSHING CAP</td> <td>10</td> <td>PZ</td> </tr> </tbody> </table> | Code | Description | Qty | UOM | VM1224A0 | 65MY 220MM 2 COLOURS SHRINK TUBE | 0.200 | M | VM1631A0 | PLUS INNER GLASS PUSHING CAP | 10 | PZ |
| Code | Description | Qty | UOM | | | | | | | | | | | | | | |
| VM1224A0 | 65MY 220MM 2 COLOURS SHRINK TUBE | 0.200 | M | | | | | | | | | | | | | | |
| VM1631A0 | PLUS INNER GLASS PUSHING CAP | 10 | PZ | | | | | | | | | | | | | | |





| COMPONENT | | | SPARE PART | | | | | | | | | | | | | | | | | | | | | | | | | | | | | | | | | | | | | | | | | | | | | | |
|-----------|--|---|------------|--|---|------|-------------|-----|-----|----------|------------------------------------|---|----|----------|------------------------------------|---|----|----------|----------------------------------|---|----|----------|--------------------------------|---|----|----------|--|---|----|----------|---------------------------------|---|----|----------|----------------------------|---|----|----------|-------------------------------|---|----|----------|--------------------------|---|----|----------|------------|---|----|
| Code | Description | Image | Code | Description | Components list | | | | | | | | | | | | | | | | | | | | | | | | | | | | | | | | | | | | | | | | | | | | |
| VM2570C | XEVL INTERNAL GLASS CAP SUPPORT |  | KVM2570C | XEVL INTERNAL GLASS CAP SUPPORT 4PCS KIT | | | | | | | | | | | | | | | | | | | | | | | | | | | | | | | | | | | | | | | | | | | | | |
| VM1379B | XEVL BIG TROLLEY GASKET WASHER |  | KVM1376A | XF023-XF043 RIGHT DOOR COLUMN KIT | <table border="1"> <thead> <tr> <th>Code</th> <th>Description</th> <th>Qty</th> <th>UOM</th> </tr> </thead> <tbody> <tr> <td>0H3110A1</td> <td>GLASS HOLDING ST.STEEL UPPER PLATE</td> <td>1</td> <td>PZ</td> </tr> <tr> <td>0H3111A2</td> <td>GLASS HOLDING ST.STEEL LOWER PLATE</td> <td>1</td> <td>PZ</td> </tr> <tr> <td>GN1240A0</td> <td>COLUMN-GLA SS BLACK SILICON SEAL</td> <td>2</td> <td>PZ</td> </tr> <tr> <td>VI1865A0</td> <td>5X10 TCB+ SELF-THREADING SCREW</td> <td>1</td> <td>PZ</td> </tr> <tr> <td>VI1870A0</td> <td>50X50 SELF-THREADING SCREW FOR PLASTIC</td> <td>1</td> <td>PZ</td> </tr> <tr> <td>VM1376A0</td> <td>L. MICRO ANNA RIGHT DOOR COLUMN</td> <td>1</td> <td>PZ</td> </tr> <tr> <td>VM1376A1</td> <td>H381 LMC RIGHT DOOR COLUMN</td> <td>1</td> <td>PZ</td> </tr> <tr> <td>VM1380B0</td> <td>L.MICRO GLASS-DOOR FIXING CAP</td> <td>1</td> <td>PZ</td> </tr> <tr> <td>VM1794A0</td> <td>250X4.8 PA66 BLACK CLAMP</td> <td>2</td> <td>PZ</td> </tr> <tr> <td>VM2103A0</td> <td>CLAMP LOCK</td> <td>2</td> <td>PZ</td> </tr> </tbody> </table> | Code | Description | Qty | UOM | 0H3110A1 | GLASS HOLDING ST.STEEL UPPER PLATE | 1 | PZ | 0H3111A2 | GLASS HOLDING ST.STEEL LOWER PLATE | 1 | PZ | GN1240A0 | COLUMN-GLA SS BLACK SILICON SEAL | 2 | PZ | VI1865A0 | 5X10 TCB+ SELF-THREADING SCREW | 1 | PZ | VI1870A0 | 50X50 SELF-THREADING SCREW FOR PLASTIC | 1 | PZ | VM1376A0 | L. MICRO ANNA RIGHT DOOR COLUMN | 1 | PZ | VM1376A1 | H381 LMC RIGHT DOOR COLUMN | 1 | PZ | VM1380B0 | L.MICRO GLASS-DOOR FIXING CAP | 1 | PZ | VM1794A0 | 250X4.8 PA66 BLACK CLAMP | 2 | PZ | VM2103A0 | CLAMP LOCK | 2 | PZ |
| Code | Description | Qty | UOM | | | | | | | | | | | | | | | | | | | | | | | | | | | | | | | | | | | | | | | | | | | | | | |
| 0H3110A1 | GLASS HOLDING ST.STEEL UPPER PLATE | 1 | PZ | | | | | | | | | | | | | | | | | | | | | | | | | | | | | | | | | | | | | | | | | | | | | | |
| 0H3111A2 | GLASS HOLDING ST.STEEL LOWER PLATE | 1 | PZ | | | | | | | | | | | | | | | | | | | | | | | | | | | | | | | | | | | | | | | | | | | | | | |
| GN1240A0 | COLUMN-GLA SS BLACK SILICON SEAL | 2 | PZ | | | | | | | | | | | | | | | | | | | | | | | | | | | | | | | | | | | | | | | | | | | | | | |
| VI1865A0 | 5X10 TCB+ SELF-THREADING SCREW | 1 | PZ | | | | | | | | | | | | | | | | | | | | | | | | | | | | | | | | | | | | | | | | | | | | | | |
| VI1870A0 | 50X50 SELF-THREADING SCREW FOR PLASTIC | 1 | PZ | | | | | | | | | | | | | | | | | | | | | | | | | | | | | | | | | | | | | | | | | | | | | | |
| VM1376A0 | L. MICRO ANNA RIGHT DOOR COLUMN | 1 | PZ | | | | | | | | | | | | | | | | | | | | | | | | | | | | | | | | | | | | | | | | | | | | | | |
| VM1376A1 | H381 LMC RIGHT DOOR COLUMN | 1 | PZ | | | | | | | | | | | | | | | | | | | | | | | | | | | | | | | | | | | | | | | | | | | | | | |
| VM1380B0 | L.MICRO GLASS-DOOR FIXING CAP | 1 | PZ | | | | | | | | | | | | | | | | | | | | | | | | | | | | | | | | | | | | | | | | | | | | | | |
| VM1794A0 | 250X4.8 PA66 BLACK CLAMP | 2 | PZ | | | | | | | | | | | | | | | | | | | | | | | | | | | | | | | | | | | | | | | | | | | | | | |
| VM2103A0 | CLAMP LOCK | 2 | PZ | | | | | | | | | | | | | | | | | | | | | | | | | | | | | | | | | | | | | | | | | | | | | | |
| TB3337B | XEVL BIG RIGHT DOOR LOWER CROSS TUBE |  | TB3337B0 | XEVL BIG RIGHT DOOR LOWER CROSS TUBE | | | | | | | | | | | | | | | | | | | | | | | | | | | | | | | | | | | | | | | | | | | | | |



| COMPONENT | | | SPARE PART | | | | | | | | | | |
|-----------|-----------------------------------|---|------------|-----------------------------------|--|------|-------------|-----|-----|----------|-------------------------------|---|----|
| Code | Description | Image | Code | Description | Components list | | | | | | | | |
| VI1074A | 4X16 SCREW FOR PLASTIC |  | VI1074A0 | 4X16 SCREW FOR PLASTIC | | | | | | | | | |
| 0B1390B | XEVL BIG RIGHT DOOR UPPER PROFILE |  | 0B1390B0 | XEVL BIG RIGHT DOOR UPPER PROFILE | | | | | | | | | |
| VI0515A | STAINLESS STEEL WASHER D=5 6592 |  | VI0515A0 | STAINLESS STEEL WASHER D=5 6592 | | | | | | | | | |
| 0H8010A | DOUBLE GLASS COUNTER BRACKET |  | 0H8010A0 | DOUBLE GLASS COUNTER BRACKET | | | | | | | | | |
| CR1109A | XEVL DOUBLE GLASS LOWER HINGE |  | KCR1109A | BIG DOUBLE GLASS LOWER HINGE KIT | <table border="1"> <thead> <tr> <th>Code</th> <th>Description</th> <th>Qty</th> <th>UOM</th> </tr> </thead> <tbody> <tr> <td>CR1109A0</td> <td>XEVL DOUBLE GLASS LOWER HINGE</td> <td>1</td> <td>PZ</td> </tr> </tbody> </table> | Code | Description | Qty | UOM | CR1109A0 | XEVL DOUBLE GLASS LOWER HINGE | 1 | PZ |
| Code | Description | Qty | UOM | | | | | | | | | | |
| CR1109A0 | XEVL DOUBLE GLASS LOWER HINGE | 1 | PZ | | | | | | | | | | |




| COMPONENT | | | SPARE PART | | | | | | | | | | | | | | | | | | | | | | | | | | | | | | | | | | | | | | | | | | | | | | | | | | | | | | | | | | | | | | | | | | | | | | | | | | |
|-----------|---|---|------------|--|--|------|-------------|-----|-----|----------|---|---|----|----------|--|---|----|----------|--|---|----|----------|--|---|----|----------|--|---|----|----------|--|---|----|----------|---|---|----|----------|---------------------------------------|---|----|----------|-------------------------------------|---|----|----------|-------------------------------------|---|----|----------|---------------------------------|---|----|----------|---------------------------------|---|----|----------|---|---|---|----------|--|-----|----|----------|---------------------------------|---|----|----------|------------------------|---|----|----------|-------------------------|----|----|
| Code | Description | Image | Code | Description | Components list | | | | | | | | | | | | | | | | | | | | | | | | | | | | | | | | | | | | | | | | | | | | | | | | | | | | | | | | | | | | | | | | | | | | | | | | |
| VT1376A | BIG S. INTERNAL GLASS TH.6 |  | KVT1379A | BIG-L INTERNAL GLASS KIT LEFT 2GLASSES | <table border="1"> <thead> <tr> <th>Code</th> <th>Description</th> <th>Qty</th> <th>UOM</th> </tr> </thead> <tbody> <tr> <td>0B1387A0</td> <td>XEVL BIG DOUBLE GLASS UPPER EXT. PROFILE</td> <td>1</td> <td>PZ</td> </tr> <tr> <td>0B1388A0</td> <td>XEVL BIG DOUBLE GLASS LAT. EXT. PROFILE</td> <td>2</td> <td>PZ</td> </tr> <tr> <td>0B1389A0</td> <td></td> <td>2</td> <td>PZ</td> </tr> <tr> <td>0B1389A1</td> <td></td> <td>1</td> <td>PZ</td> </tr> <tr> <td>0B1389A2</td> <td>XEVL BIG DOUBLE GLASS LOWER PLATE</td> <td>1</td> <td>PZ</td> </tr> <tr> <td>0B1391A0</td> <td>XEVL BIG DOUBLE GLASS UPPER PROFILE</td> <td>2</td> <td>PZ</td> </tr> <tr> <td>0B1392A0</td> <td>XEVL BIG DOUBLE GLASS LATERAL PROFILE</td> <td>4</td> <td>PZ</td> </tr> <tr> <td>0H8010A0</td> <td>DOUBLE GLASS COUNTER BRACKET</td> <td>3</td> <td>PZ</td> </tr> <tr> <td>CR1109A0</td> <td>XEVL DOUBLE GLASS LOWER HINGE</td> <td>1</td> <td>PZ</td> </tr> <tr> <td>CR1118A0</td> <td>XEVL DOUBLE GLASS LOWER HINGE</td> <td>1</td> <td>PZ</td> </tr> <tr> <td>ED1090A0</td> <td>COATED WHITE LABEL 100X45</td> <td>1</td> <td>PZ</td> </tr> <tr> <td>IL1050B0</td> <td>WOODEN PALLET 965X875X123</td> <td>2</td> <td>PZ</td> </tr> <tr> <td>IP1508A1</td> <td>POLYSTYREN E U SHAPED PROFILE 2000X60X60</td> <td>2</td> <td>M</td> </tr> <tr> <td>SL1170A1</td> <td>S57 BLACK SILICON - 310ML CARTRIDGE</td> <td>500</td> <td>ML</td> </tr> <tr> <td>VI0055A0</td> <td>ST.STEEL TCEI M5X12 SCREW</td> <td>5</td> <td>PZ</td> </tr> <tr> <td>VI1091A0</td> <td>ST.STEEL 4X12 RIVET</td> <td>2</td> <td>PZ</td> </tr> <tr> <td>VI1094A0</td> <td>ST. STEEL M5X15 STUD</td> <td>10</td> <td>PZ</td> </tr> </tbody> </table> | Code | Description | Qty | UOM | 0B1387A0 | XEVL BIG DOUBLE GLASS UPPER EXT. PROFILE | 1 | PZ | 0B1388A0 | XEVL BIG DOUBLE GLASS LAT. EXT. PROFILE | 2 | PZ | 0B1389A0 | | 2 | PZ | 0B1389A1 | | 1 | PZ | 0B1389A2 | XEVL BIG DOUBLE GLASS LOWER PLATE | 1 | PZ | 0B1391A0 | XEVL BIG DOUBLE GLASS UPPER PROFILE | 2 | PZ | 0B1392A0 | XEVL BIG DOUBLE GLASS LATERAL PROFILE | 4 | PZ | 0H8010A0 | DOUBLE GLASS COUNTER BRACKET | 3 | PZ | CR1109A0 | XEVL DOUBLE GLASS LOWER HINGE | 1 | PZ | CR1118A0 | XEVL DOUBLE GLASS LOWER HINGE | 1 | PZ | ED1090A0 | COATED WHITE LABEL 100X45 | 1 | PZ | IL1050B0 | WOODEN PALLET 965X875X123 | 2 | PZ | IP1508A1 | POLYSTYREN E U SHAPED PROFILE 2000X60X60 | 2 | M | SL1170A1 | S57 BLACK SILICON - 310ML CARTRIDGE | 500 | ML | VI0055A0 | ST.STEEL TCEI M5X12 SCREW | 5 | PZ | VI1091A0 | ST.STEEL 4X12 RIVET | 2 | PZ | VI1094A0 | ST. STEEL M5X15 STUD | 10 | PZ |
| Code | Description | Qty | UOM | | | | | | | | | | | | | | | | | | | | | | | | | | | | | | | | | | | | | | | | | | | | | | | | | | | | | | | | | | | | | | | | | | | | | | | | | | |
| 0B1387A0 | XEVL BIG DOUBLE GLASS UPPER EXT. PROFILE | 1 | PZ | | | | | | | | | | | | | | | | | | | | | | | | | | | | | | | | | | | | | | | | | | | | | | | | | | | | | | | | | | | | | | | | | | | | | | | | | | |
| 0B1388A0 | XEVL BIG DOUBLE GLASS LAT. EXT. PROFILE | 2 | PZ | | | | | | | | | | | | | | | | | | | | | | | | | | | | | | | | | | | | | | | | | | | | | | | | | | | | | | | | | | | | | | | | | | | | | | | | | | |
| 0B1389A0 | | 2 | PZ | | | | | | | | | | | | | | | | | | | | | | | | | | | | | | | | | | | | | | | | | | | | | | | | | | | | | | | | | | | | | | | | | | | | | | | | | | |
| 0B1389A1 | | 1 | PZ | | | | | | | | | | | | | | | | | | | | | | | | | | | | | | | | | | | | | | | | | | | | | | | | | | | | | | | | | | | | | | | | | | | | | | | | | | |
| 0B1389A2 | XEVL BIG DOUBLE GLASS LOWER PLATE | 1 | PZ | | | | | | | | | | | | | | | | | | | | | | | | | | | | | | | | | | | | | | | | | | | | | | | | | | | | | | | | | | | | | | | | | | | | | | | | | | |
| 0B1391A0 | XEVL BIG DOUBLE GLASS UPPER PROFILE | 2 | PZ | | | | | | | | | | | | | | | | | | | | | | | | | | | | | | | | | | | | | | | | | | | | | | | | | | | | | | | | | | | | | | | | | | | | | | | | | | |
| 0B1392A0 | XEVL BIG DOUBLE GLASS LATERAL PROFILE | 4 | PZ | | | | | | | | | | | | | | | | | | | | | | | | | | | | | | | | | | | | | | | | | | | | | | | | | | | | | | | | | | | | | | | | | | | | | | | | | | |
| 0H8010A0 | DOUBLE GLASS COUNTER BRACKET | 3 | PZ | | | | | | | | | | | | | | | | | | | | | | | | | | | | | | | | | | | | | | | | | | | | | | | | | | | | | | | | | | | | | | | | | | | | | | | | | | |
| CR1109A0 | XEVL DOUBLE GLASS LOWER HINGE | 1 | PZ | | | | | | | | | | | | | | | | | | | | | | | | | | | | | | | | | | | | | | | | | | | | | | | | | | | | | | | | | | | | | | | | | | | | | | | | | | |
| CR1118A0 | XEVL DOUBLE GLASS LOWER HINGE | 1 | PZ | | | | | | | | | | | | | | | | | | | | | | | | | | | | | | | | | | | | | | | | | | | | | | | | | | | | | | | | | | | | | | | | | | | | | | | | | | |
| ED1090A0 | COATED WHITE LABEL 100X45 | 1 | PZ | | | | | | | | | | | | | | | | | | | | | | | | | | | | | | | | | | | | | | | | | | | | | | | | | | | | | | | | | | | | | | | | | | | | | | | | | | |
| IL1050B0 | WOODEN PALLET 965X875X123 | 2 | PZ | | | | | | | | | | | | | | | | | | | | | | | | | | | | | | | | | | | | | | | | | | | | | | | | | | | | | | | | | | | | | | | | | | | | | | | | | | |
| IP1508A1 | POLYSTYREN E U SHAPED PROFILE 2000X60X60 | 2 | M | | | | | | | | | | | | | | | | | | | | | | | | | | | | | | | | | | | | | | | | | | | | | | | | | | | | | | | | | | | | | | | | | | | | | | | | | | |
| SL1170A1 | S57 BLACK SILICON - 310ML CARTRIDGE | 500 | ML | | | | | | | | | | | | | | | | | | | | | | | | | | | | | | | | | | | | | | | | | | | | | | | | | | | | | | | | | | | | | | | | | | | | | | | | | | |
| VI0055A0 | ST.STEEL TCEI M5X12 SCREW | 5 | PZ | | | | | | | | | | | | | | | | | | | | | | | | | | | | | | | | | | | | | | | | | | | | | | | | | | | | | | | | | | | | | | | | | | | | | | | | | | |
| VI1091A0 | ST.STEEL 4X12 RIVET | 2 | PZ | | | | | | | | | | | | | | | | | | | | | | | | | | | | | | | | | | | | | | | | | | | | | | | | | | | | | | | | | | | | | | | | | | | | | | | | | | |
| VI1094A0 | ST. STEEL M5X15 STUD | 10 | PZ | | | | | | | | | | | | | | | | | | | | | | | | | | | | | | | | | | | | | | | | | | | | | | | | | | | | | | | | | | | | | | | | | | | | | | | | | | |

| COMPONENT | | | SPARE PART | | | | | | | | | | | | | | | | | | | | | | | | | | | | | | | | | | | | | | | | | | | | | | | | | | | |
|-----------|---|---|------------|--|--|------|-------------|---|-----|----------|---|--|----|----------|--------------------------|---|---|----------|----------------------------------|---|----|----------|---|--|----|----|----------|--|---|----|----------|---|---|----|----------|---------------------------------------|---|----|----------|-------------------------------------|---|----|----------|-------------------------------------|---|----|----------|---------------------------------|---|----|----------|---------------------------------|---|----|
| Code | Description | Image | Code | Description | Components list | | | | | | | | | | | | | | | | | | | | | | | | | | | | | | | | | | | | | | | | | | | | | | | | | |
| VT1376A | BIG S. INTERNAL GLASS TH.6 |  | KVT1379A | BIG-L INTERNAL GLASS KIT LEFT 2GLASSES | <table border="1"> <thead> <tr> <th>Code</th> <th>Description</th> <th>Qty</th> <th>UOM</th> </tr> </thead> <tbody> <tr> <td>VI1225A0</td> <td>STAINLESS STEEL STRUCTURE RIVET 4X10.1</td> <td>25</td> <td>PZ</td> </tr> <tr> <td>VM1059A1</td> <td>HEAT SHRINK FILM H800</td> <td>2</td> <td>M</td> </tr> <tr> <td>VT1376A0</td> <td>BIG S. INTERNAL GLASS TH.6</td> <td>1</td> <td>PZ</td> </tr> <tr> <td>VT1377A0</td> <td>BIG S. INTERNAL INTERMEDIAT E GLASS TH.6</td> <td>1</td> <td>PZ</td> </tr> </tbody> </table> | Code | Description | Qty | UOM | VI1225A0 | STAINLESS STEEL STRUCTURE RIVET 4X10.1 | 25 | PZ | VM1059A1 | HEAT SHRINK FILM H800 | 2 | M | VT1376A0 | BIG S. INTERNAL GLASS TH.6 | 1 | PZ | VT1377A0 | BIG S. INTERNAL INTERMEDIAT E GLASS TH.6 | 1 | PZ | | | | | | | | | | | | | | | | | | | | | | | | | | | | | |
| | | | Code | Description | Qty | UOM | | | | | | | | | | | | | | | | | | | | | | | | | | | | | | | | | | | | | | | | | | | | | | | | |
| VI1225A0 | STAINLESS STEEL STRUCTURE RIVET 4X10.1 | 25 | PZ | | | | | | | | | | | | | | | | | | | | | | | | | | | | | | | | | | | | | | | | | | | | | | | | | | | |
| VM1059A1 | HEAT SHRINK FILM H800 | 2 | M | | | | | | | | | | | | | | | | | | | | | | | | | | | | | | | | | | | | | | | | | | | | | | | | | | | |
| VT1376A0 | BIG S. INTERNAL GLASS TH.6 | 1 | PZ | | | | | | | | | | | | | | | | | | | | | | | | | | | | | | | | | | | | | | | | | | | | | | | | | | | |
| VT1377A0 | BIG S. INTERNAL INTERMEDIAT E GLASS TH.6 | 1 | PZ | | | | | | | | | | | | | | | | | | | | | | | | | | | | | | | | | | | | | | | | | | | | | | | | | | | |
| KVT1378A | BIG-L INTERNAL GLASS KIT 2GLASSES RIGHT | <table border="1"> <thead> <tr> <th>Code</th> <th>Description</th> <th>Qty</th> <th>UOM</th> </tr> </thead> <tbody> <tr> <td>0B1387A0</td> <td>XEVL BIG DOUBLE GLASS UPPER EXT. PROFILE</td> <td>1</td> <td>PZ</td> </tr> <tr> <td>0B1388A0</td> <td>XEVL BIG DOUBLE GLASS LAT. EXT. PROFILE</td> <td>2</td> <td>PZ</td> </tr> <tr> <td>0B1389A0</td> <td></td> <td>1</td> <td>PZ</td> </tr> <tr> <td>0B1389A1</td> <td></td> <td>1</td> <td>PZ</td> </tr> <tr> <td>0B1389A2</td> <td>XEVL BIG DOUBLE GLASS LOWER PLATE</td> <td>1</td> <td>PZ</td> </tr> <tr> <td>0B1391A0</td> <td>XEVL BIG DOUBLE GLASS UPPER PROFILE</td> <td>1</td> <td>PZ</td> </tr> <tr> <td>0B1392A0</td> <td>XEVL BIG DOUBLE GLASS LATERAL PROFILE</td> <td>2</td> <td>PZ</td> </tr> <tr> <td>0H8010A0</td> <td>DOUBLE GLASS COUNTER BRACKET</td> <td>2</td> <td>PZ</td> </tr> <tr> <td>CR1109A0</td> <td>XEVL DOUBLE GLASS LOWER HINGE</td> <td>1</td> <td>PZ</td> </tr> <tr> <td>CR1118A0</td> <td>XEVL DOUBLE GLASS LOWER HINGE</td> <td>1</td> <td>PZ</td> </tr> <tr> <td>ED1090A0</td> <td>COATED WHITE LABEL 100X45</td> <td>1</td> <td>PZ</td> </tr> <tr> <td>IL1050B0</td> <td>WOODEN PALLET 965X875X123</td> <td>2</td> <td>PZ</td> </tr> </tbody> </table> | Code | Description | Qty | UOM | 0B1387A0 | XEVL BIG DOUBLE GLASS UPPER EXT. PROFILE | 1 | PZ | 0B1388A0 | XEVL BIG DOUBLE GLASS LAT. EXT. PROFILE | 2 | PZ | 0B1389A0 | | 1 | PZ | 0B1389A1 | | 1 | PZ | 0B1389A2 | XEVL BIG DOUBLE GLASS LOWER PLATE | 1 | PZ | 0B1391A0 | XEVL BIG DOUBLE GLASS UPPER PROFILE | 1 | PZ | 0B1392A0 | XEVL BIG DOUBLE GLASS LATERAL PROFILE | 2 | PZ | 0H8010A0 | DOUBLE GLASS COUNTER BRACKET | 2 | PZ | CR1109A0 | XEVL DOUBLE GLASS LOWER HINGE | 1 | PZ | CR1118A0 | XEVL DOUBLE GLASS LOWER HINGE | 1 | PZ | ED1090A0 | COATED WHITE LABEL 100X45 | 1 | PZ | IL1050B0 | WOODEN PALLET 965X875X123 | 2 | PZ |
| Code | Description | Qty | UOM | | | | | | | | | | | | | | | | | | | | | | | | | | | | | | | | | | | | | | | | | | | | | | | | | | | |
| 0B1387A0 | XEVL BIG DOUBLE GLASS UPPER EXT. PROFILE | 1 | PZ | | | | | | | | | | | | | | | | | | | | | | | | | | | | | | | | | | | | | | | | | | | | | | | | | | | |
| 0B1388A0 | XEVL BIG DOUBLE GLASS LAT. EXT. PROFILE | 2 | PZ | | | | | | | | | | | | | | | | | | | | | | | | | | | | | | | | | | | | | | | | | | | | | | | | | | | |
| 0B1389A0 | | 1 | PZ | | | | | | | | | | | | | | | | | | | | | | | | | | | | | | | | | | | | | | | | | | | | | | | | | | | |
| 0B1389A1 | | 1 | PZ | | | | | | | | | | | | | | | | | | | | | | | | | | | | | | | | | | | | | | | | | | | | | | | | | | | |
| 0B1389A2 | XEVL BIG DOUBLE GLASS LOWER PLATE | 1 | PZ | | | | | | | | | | | | | | | | | | | | | | | | | | | | | | | | | | | | | | | | | | | | | | | | | | | |
| 0B1391A0 | XEVL BIG DOUBLE GLASS UPPER PROFILE | 1 | PZ | | | | | | | | | | | | | | | | | | | | | | | | | | | | | | | | | | | | | | | | | | | | | | | | | | | |
| 0B1392A0 | XEVL BIG DOUBLE GLASS LATERAL PROFILE | 2 | PZ | | | | | | | | | | | | | | | | | | | | | | | | | | | | | | | | | | | | | | | | | | | | | | | | | | | |
| 0H8010A0 | DOUBLE GLASS COUNTER BRACKET | 2 | PZ | | | | | | | | | | | | | | | | | | | | | | | | | | | | | | | | | | | | | | | | | | | | | | | | | | | |
| CR1109A0 | XEVL DOUBLE GLASS LOWER HINGE | 1 | PZ | | | | | | | | | | | | | | | | | | | | | | | | | | | | | | | | | | | | | | | | | | | | | | | | | | | |
| CR1118A0 | XEVL DOUBLE GLASS LOWER HINGE | 1 | PZ | | | | | | | | | | | | | | | | | | | | | | | | | | | | | | | | | | | | | | | | | | | | | | | | | | | |
| ED1090A0 | COATED WHITE LABEL 100X45 | 1 | PZ | | | | | | | | | | | | | | | | | | | | | | | | | | | | | | | | | | | | | | | | | | | | | | | | | | | |
| IL1050B0 | WOODEN PALLET 965X875X123 | 2 | PZ | | | | | | | | | | | | | | | | | | | | | | | | | | | | | | | | | | | | | | | | | | | | | | | | | | | |







| COMPONENT | | | SPARE PART | | | | | | | | | | | | | | | | | | | | | | | | | | | | | | | | | | | | | | |
|-----------|---|-------|------------|---|--|------|-------------|-----|-----|----------|---|---|----|----------|--|-----|----|----------|---------------------------------|---|----|----------|------------------------|---|----|----------|--|---|----|----------|---|----|----|----------|---|---|----|----------|---|---|----|
| Code | Description | Image | Code | Description | Components list | | | | | | | | | | | | | | | | | | | | | | | | | | | | | | | | | | | | |
| VT1376A | BIG S. INTERNAL GLASS TH.6 | | KVT1378A | BIG-L INTERNAL GLASS KIT 2GLASSES RIGHT | <table border="1"> <thead> <tr> <th>Code</th> <th>Description</th> <th>Qty</th> <th>UOM</th> </tr> </thead> <tbody> <tr> <td>IP1508A1</td> <td>POLYSTYREN E U SHAPED PROFILE 2000X60X60</td> <td>2</td> <td>M</td> </tr> <tr> <td>SL1170A1</td> <td>S57 BLACK SILICON - 310ML CARTRIDGE</td> <td>500</td> <td>ML</td> </tr> <tr> <td>VI0055A0</td> <td>ST.STEEL TCEI M5X12 SCREW</td> <td>5</td> <td>PZ</td> </tr> <tr> <td>VI1091A0</td> <td>ST.STEEL 4X12 RIVET</td> <td>1</td> <td>PZ</td> </tr> <tr> <td>VI1094A0</td> <td>ST. STEEL M5X15 STUD</td> <td>5</td> <td>PZ</td> </tr> <tr> <td>VI1225A0</td> <td>STAINLESS STEEL STRUCTURE RIVET 4X10.1</td> <td>19</td> <td>PZ</td> </tr> <tr> <td>VT1376A0</td> <td>BIG S. INTERNAL GLASS TH.6</td> <td>1</td> <td>PZ</td> </tr> <tr> <td>VT1377A0</td> <td>BIG S. INTERNAL INTERMEDIAT E GLASS TH.6</td> <td>1</td> <td>PZ</td> </tr> </tbody> </table> | Code | Description | Qty | UOM | IP1508A1 | POLYSTYREN E U SHAPED PROFILE 2000X60X60 | 2 | M | SL1170A1 | S57 BLACK SILICON - 310ML CARTRIDGE | 500 | ML | VI0055A0 | ST.STEEL TCEI M5X12 SCREW | 5 | PZ | VI1091A0 | ST.STEEL 4X12 RIVET | 1 | PZ | VI1094A0 | ST. STEEL M5X15 STUD | 5 | PZ | VI1225A0 | STAINLESS STEEL STRUCTURE RIVET 4X10.1 | 19 | PZ | VT1376A0 | BIG S. INTERNAL GLASS TH.6 | 1 | PZ | VT1377A0 | BIG S. INTERNAL INTERMEDIAT E GLASS TH.6 | 1 | PZ |
| Code | Description | Qty | UOM | | | | | | | | | | | | | | | | | | | | | | | | | | | | | | | | | | | | | | |
| IP1508A1 | POLYSTYREN E U SHAPED PROFILE 2000X60X60 | 2 | M | | | | | | | | | | | | | | | | | | | | | | | | | | | | | | | | | | | | | | |
| SL1170A1 | S57 BLACK SILICON - 310ML CARTRIDGE | 500 | ML | | | | | | | | | | | | | | | | | | | | | | | | | | | | | | | | | | | | | | |
| VI0055A0 | ST.STEEL TCEI M5X12 SCREW | 5 | PZ | | | | | | | | | | | | | | | | | | | | | | | | | | | | | | | | | | | | | | |
| VI1091A0 | ST.STEEL 4X12 RIVET | 1 | PZ | | | | | | | | | | | | | | | | | | | | | | | | | | | | | | | | | | | | | | |
| VI1094A0 | ST. STEEL M5X15 STUD | 5 | PZ | | | | | | | | | | | | | | | | | | | | | | | | | | | | | | | | | | | | | | |
| VI1225A0 | STAINLESS STEEL STRUCTURE RIVET 4X10.1 | 19 | PZ | | | | | | | | | | | | | | | | | | | | | | | | | | | | | | | | | | | | | | |
| VT1376A0 | BIG S. INTERNAL GLASS TH.6 | 1 | PZ | | | | | | | | | | | | | | | | | | | | | | | | | | | | | | | | | | | | | | |
| VT1377A0 | BIG S. INTERNAL INTERMEDIAT E GLASS TH.6 | 1 | PZ | | | | | | | | | | | | | | | | | | | | | | | | | | | | | | | | | | | | | | |
| VT1377A | BIG S. INTERNAL INTERMEDIATE GLASS TH.6 | | KVT1379A | BIG-L INTERNAL GLASS KIT LEFT 2GLASSES | <table border="1"> <thead> <tr> <th>Code</th> <th>Description</th> <th>Qty</th> <th>UOM</th> </tr> </thead> <tbody> <tr> <td>OB1387A0</td> <td>XEVL BIG DOUBLE GLASS UPPER EXT. PROFILE</td> <td>1</td> <td>PZ</td> </tr> <tr> <td>OB1388A0</td> <td>XEVL BIG DOUBLE GLASS LAT. EXT. PROFILE</td> <td>2</td> <td>PZ</td> </tr> <tr> <td>OB1389A0</td> <td></td> <td>2</td> <td>PZ</td> </tr> <tr> <td>OB1389A1</td> <td></td> <td>1</td> <td>PZ</td> </tr> <tr> <td>OB1389A2</td> <td>XEVL BIG DOUBLE GLASS LOWER PLATE</td> <td>1</td> <td>PZ</td> </tr> <tr> <td>OB1391A0</td> <td>XEVL BIG DOUBLE GLASS UPPER PROFILE</td> <td>2</td> <td>PZ</td> </tr> <tr> <td>OB1392A0</td> <td>XEVL BIG DOUBLE GLASS LATERAL PROFILE</td> <td>4</td> <td>PZ</td> </tr> <tr> <td>OH8010A0</td> <td>DOUBLE GLASS COUNTER BRACKET</td> <td>3</td> <td>PZ</td> </tr> </tbody> </table> | Code | Description | Qty | UOM | OB1387A0 | XEVL BIG DOUBLE GLASS UPPER EXT. PROFILE | 1 | PZ | OB1388A0 | XEVL BIG DOUBLE GLASS LAT. EXT. PROFILE | 2 | PZ | OB1389A0 | | 2 | PZ | OB1389A1 | | 1 | PZ | OB1389A2 | XEVL BIG DOUBLE GLASS LOWER PLATE | 1 | PZ | OB1391A0 | XEVL BIG DOUBLE GLASS UPPER PROFILE | 2 | PZ | OB1392A0 | XEVL BIG DOUBLE GLASS LATERAL PROFILE | 4 | PZ | OH8010A0 | DOUBLE GLASS COUNTER BRACKET | 3 | PZ |
| Code | Description | Qty | UOM | | | | | | | | | | | | | | | | | | | | | | | | | | | | | | | | | | | | | | |
| OB1387A0 | XEVL BIG DOUBLE GLASS UPPER EXT. PROFILE | 1 | PZ | | | | | | | | | | | | | | | | | | | | | | | | | | | | | | | | | | | | | | |
| OB1388A0 | XEVL BIG DOUBLE GLASS LAT. EXT. PROFILE | 2 | PZ | | | | | | | | | | | | | | | | | | | | | | | | | | | | | | | | | | | | | | |
| OB1389A0 | | 2 | PZ | | | | | | | | | | | | | | | | | | | | | | | | | | | | | | | | | | | | | | |
| OB1389A1 | | 1 | PZ | | | | | | | | | | | | | | | | | | | | | | | | | | | | | | | | | | | | | | |
| OB1389A2 | XEVL BIG DOUBLE GLASS LOWER PLATE | 1 | PZ | | | | | | | | | | | | | | | | | | | | | | | | | | | | | | | | | | | | | | |
| OB1391A0 | XEVL BIG DOUBLE GLASS UPPER PROFILE | 2 | PZ | | | | | | | | | | | | | | | | | | | | | | | | | | | | | | | | | | | | | | |
| OB1392A0 | XEVL BIG DOUBLE GLASS LATERAL PROFILE | 4 | PZ | | | | | | | | | | | | | | | | | | | | | | | | | | | | | | | | | | | | | | |
| OH8010A0 | DOUBLE GLASS COUNTER BRACKET | 3 | PZ | | | | | | | | | | | | | | | | | | | | | | | | | | | | | | | | | | | | | | |










| COMPONENT | | | SPARE PART | | | | | | | | | | | | | | | | | | | | | | | | | | | | | | | | | | | | | | | | | | | | | | | | | | | | | | | | | | | | | | | | | | | | | | | | | | | | | | | | | | | | | |
|-----------|---|---|------------|--|---|------|-------------|-----|-----|----------|-------------------------------------|---|----|----------|-------------------------------------|---|----|----------|---------------------------------|---|----|----------|---------------------------------|---|----|----------|---|---|---|----------|--|-----|----|----------|---------------------------------|---|----|----------|------------------------|---|----|----------|-------------------------|----|----|----------|---|----|----|----------|--------------------------|---|---|----------|----------------------------------|--|--|---|----|----------|---|--|--|---|----|----------|---|--|------|-------------|-----|-----|----------|---|---|----|----------|--|---|----|----------|--|---|----|----------|--|---|----|
| Code | Description | Image | Code | Description | Components list | | | | | | | | | | | | | | | | | | | | | | | | | | | | | | | | | | | | | | | | | | | | | | | | | | | | | | | | | | | | | | | | | | | | | | | | | | | | | | | | | | | |
| VT1377A | BIG S. INTERNAL INTERMEDIATE GLASS TH.6 |  | KVT1379A | BIG-L INTERNAL GLASS KIT LEFT 2GLASSES | <table border="1"> <thead> <tr> <th>Code</th> <th>Description</th> <th>Qty</th> <th>UOM</th> </tr> </thead> <tbody> <tr> <td>CR1109A0</td> <td>XEVL DOUBLE GLASS LOWER HINGE</td> <td>1</td> <td>PZ</td> </tr> <tr> <td>CR1118A0</td> <td>XEVL DOUBLE GLASS LOWER HINGE</td> <td>1</td> <td>PZ</td> </tr> <tr> <td>ED1090A0</td> <td>COATED WHITE LABEL 100X45</td> <td>1</td> <td>PZ</td> </tr> <tr> <td>IL1050B0</td> <td>WOODEN PALLET 965X875X123</td> <td>2</td> <td>PZ</td> </tr> <tr> <td>IP1508A1</td> <td>POLYSTYREN E U SHAPED PROFILE 2000X60X60</td> <td>2</td> <td>M</td> </tr> <tr> <td>SL1170A1</td> <td>S57 BLACK SILICON - 310ML CARTRIDGE</td> <td>500</td> <td>ML</td> </tr> <tr> <td>VI0055A0</td> <td>ST.STEEL TCEI M5X12 SCREW</td> <td>5</td> <td>PZ</td> </tr> <tr> <td>VI1091A0</td> <td>ST.STEEL 4X12 RIVET</td> <td>2</td> <td>PZ</td> </tr> <tr> <td>VI1094A0</td> <td>ST. STEEL M5X15 STUD</td> <td>10</td> <td>PZ</td> </tr> <tr> <td>VI1225A0</td> <td>STAINLESS STEEL STRUCTURE RIVET 4X10.1</td> <td>25</td> <td>PZ</td> </tr> <tr> <td>VM1059A1</td> <td>HEAT SHRINK FILM H800</td> <td>2</td> <td>M</td> </tr> <tr> <td>VT1376A0</td> <td>BIG S. INTERNAL GLASS TH.6</td> <td></td> <td></td> <td>1</td> <td>PZ</td> </tr> <tr> <td>VT1377A0</td> <td>BIG S. INTERNAL INTERMEDIAT E GLASS TH.6</td> <td></td> <td></td> <td>1</td> <td>PZ</td> </tr> </tbody> </table> | Code | Description | Qty | UOM | CR1109A0 | XEVL DOUBLE GLASS LOWER HINGE | 1 | PZ | CR1118A0 | XEVL DOUBLE GLASS LOWER HINGE | 1 | PZ | ED1090A0 | COATED WHITE LABEL 100X45 | 1 | PZ | IL1050B0 | WOODEN PALLET 965X875X123 | 2 | PZ | IP1508A1 | POLYSTYREN E U SHAPED PROFILE 2000X60X60 | 2 | M | SL1170A1 | S57 BLACK SILICON - 310ML CARTRIDGE | 500 | ML | VI0055A0 | ST.STEEL TCEI M5X12 SCREW | 5 | PZ | VI1091A0 | ST.STEEL 4X12 RIVET | 2 | PZ | VI1094A0 | ST. STEEL M5X15 STUD | 10 | PZ | VI1225A0 | STAINLESS STEEL STRUCTURE RIVET 4X10.1 | 25 | PZ | VM1059A1 | HEAT SHRINK FILM H800 | 2 | M | VT1376A0 | BIG S. INTERNAL GLASS TH.6 | | | 1 | PZ | VT1377A0 | BIG S. INTERNAL INTERMEDIAT E GLASS TH.6 | | | 1 | PZ | KVT1378A | BIG-L INTERNAL GLASS KIT 2GLASSES RIGHT | <table border="1"> <thead> <tr> <th>Code</th> <th>Description</th> <th>Qty</th> <th>UOM</th> </tr> </thead> <tbody> <tr> <td>0B1387A0</td> <td>XEVL BIG DOUBLE GLASS UPPER EXT. PROFILE</td> <td>1</td> <td>PZ</td> </tr> <tr> <td>0B1388A0</td> <td>XEVL BIG DOUBLE GLASS LAT. EXT. PROFILE</td> <td>2</td> <td>PZ</td> </tr> <tr> <td>0B1389A0</td> <td></td> <td>1</td> <td>PZ</td> </tr> <tr> <td>0B1389A1</td> <td></td> <td>1</td> <td>PZ</td> </tr> </tbody> </table> | Code | Description | Qty | UOM | 0B1387A0 | XEVL BIG DOUBLE GLASS UPPER EXT. PROFILE | 1 | PZ | 0B1388A0 | XEVL BIG DOUBLE GLASS LAT. EXT. PROFILE | 2 | PZ | 0B1389A0 | | 1 | PZ | 0B1389A1 | | 1 | PZ |
| | | | Code | Description | Qty | UOM | | | | | | | | | | | | | | | | | | | | | | | | | | | | | | | | | | | | | | | | | | | | | | | | | | | | | | | | | | | | | | | | | | | | | | | | | | | | | | | | | | |
| CR1109A0 | XEVL DOUBLE GLASS LOWER HINGE | 1 | PZ | | | | | | | | | | | | | | | | | | | | | | | | | | | | | | | | | | | | | | | | | | | | | | | | | | | | | | | | | | | | | | | | | | | | | | | | | | | | | | | | | | | | | |
| CR1118A0 | XEVL DOUBLE GLASS LOWER HINGE | 1 | PZ | | | | | | | | | | | | | | | | | | | | | | | | | | | | | | | | | | | | | | | | | | | | | | | | | | | | | | | | | | | | | | | | | | | | | | | | | | | | | | | | | | | | | |
| ED1090A0 | COATED WHITE LABEL 100X45 | 1 | PZ | | | | | | | | | | | | | | | | | | | | | | | | | | | | | | | | | | | | | | | | | | | | | | | | | | | | | | | | | | | | | | | | | | | | | | | | | | | | | | | | | | | | | |
| IL1050B0 | WOODEN PALLET 965X875X123 | 2 | PZ | | | | | | | | | | | | | | | | | | | | | | | | | | | | | | | | | | | | | | | | | | | | | | | | | | | | | | | | | | | | | | | | | | | | | | | | | | | | | | | | | | | | | |
| IP1508A1 | POLYSTYREN E U SHAPED PROFILE 2000X60X60 | 2 | M | | | | | | | | | | | | | | | | | | | | | | | | | | | | | | | | | | | | | | | | | | | | | | | | | | | | | | | | | | | | | | | | | | | | | | | | | | | | | | | | | | | | | |
| SL1170A1 | S57 BLACK SILICON - 310ML CARTRIDGE | 500 | ML | | | | | | | | | | | | | | | | | | | | | | | | | | | | | | | | | | | | | | | | | | | | | | | | | | | | | | | | | | | | | | | | | | | | | | | | | | | | | | | | | | | | | |
| VI0055A0 | ST.STEEL TCEI M5X12 SCREW | 5 | PZ | | | | | | | | | | | | | | | | | | | | | | | | | | | | | | | | | | | | | | | | | | | | | | | | | | | | | | | | | | | | | | | | | | | | | | | | | | | | | | | | | | | | | |
| VI1091A0 | ST.STEEL 4X12 RIVET | 2 | PZ | | | | | | | | | | | | | | | | | | | | | | | | | | | | | | | | | | | | | | | | | | | | | | | | | | | | | | | | | | | | | | | | | | | | | | | | | | | | | | | | | | | | | |
| VI1094A0 | ST. STEEL M5X15 STUD | 10 | PZ | | | | | | | | | | | | | | | | | | | | | | | | | | | | | | | | | | | | | | | | | | | | | | | | | | | | | | | | | | | | | | | | | | | | | | | | | | | | | | | | | | | | | |
| VI1225A0 | STAINLESS STEEL STRUCTURE RIVET 4X10.1 | 25 | PZ | | | | | | | | | | | | | | | | | | | | | | | | | | | | | | | | | | | | | | | | | | | | | | | | | | | | | | | | | | | | | | | | | | | | | | | | | | | | | | | | | | | | | |
| VM1059A1 | HEAT SHRINK FILM H800 | 2 | M | | | | | | | | | | | | | | | | | | | | | | | | | | | | | | | | | | | | | | | | | | | | | | | | | | | | | | | | | | | | | | | | | | | | | | | | | | | | | | | | | | | | | |
| VT1376A0 | BIG S. INTERNAL GLASS TH.6 | | | 1 | PZ | | | | | | | | | | | | | | | | | | | | | | | | | | | | | | | | | | | | | | | | | | | | | | | | | | | | | | | | | | | | | | | | | | | | | | | | | | | | | | | | | | | |
| VT1377A0 | BIG S. INTERNAL INTERMEDIAT E GLASS TH.6 | | | 1 | PZ | | | | | | | | | | | | | | | | | | | | | | | | | | | | | | | | | | | | | | | | | | | | | | | | | | | | | | | | | | | | | | | | | | | | | | | | | | | | | | | | | | | |
| Code | Description | Qty | UOM | | | | | | | | | | | | | | | | | | | | | | | | | | | | | | | | | | | | | | | | | | | | | | | | | | | | | | | | | | | | | | | | | | | | | | | | | | | | | | | | | | | | | |
| 0B1387A0 | XEVL BIG DOUBLE GLASS UPPER EXT. PROFILE | 1 | PZ | | | | | | | | | | | | | | | | | | | | | | | | | | | | | | | | | | | | | | | | | | | | | | | | | | | | | | | | | | | | | | | | | | | | | | | | | | | | | | | | | | | | | |
| 0B1388A0 | XEVL BIG DOUBLE GLASS LAT. EXT. PROFILE | 2 | PZ | | | | | | | | | | | | | | | | | | | | | | | | | | | | | | | | | | | | | | | | | | | | | | | | | | | | | | | | | | | | | | | | | | | | | | | | | | | | | | | | | | | | | |
| 0B1389A0 | | 1 | PZ | | | | | | | | | | | | | | | | | | | | | | | | | | | | | | | | | | | | | | | | | | | | | | | | | | | | | | | | | | | | | | | | | | | | | | | | | | | | | | | | | | | | | |
| 0B1389A1 | | 1 | PZ | | | | | | | | | | | | | | | | | | | | | | | | | | | | | | | | | | | | | | | | | | | | | | | | | | | | | | | | | | | | | | | | | | | | | | | | | | | | | | | | | | | | | |




| COMPONENT | | | SPARE PART | | | | | | | | | | | | | | | | | | | | | | | | | | | | | | | | | | | | | | | | | | | | | | | | | | | | | | | | | | | | | | | | | | | | | | |
|-----------|---|---|------------|---|---|------|-------------|-----|-----|----------|--|---|----|----------|--|---|----|----------|---|---|----|----------|---------------------------------------|---|----|----------|-------------------------------------|---|----|----------|-------------------------------------|---|----|----------|---------------------------------|---|----|----------|---------------------------------|---|----|----------|---|---|---|----------|--|-----|----|----------|---------------------------------|---|----|----------|------------------------|---|----|----------|-------------------------|---|----|----------|---|----|----|----------|----------------------------------|---|----|----------|---|---|----|
| Code | Description | Image | Code | Description | Components list | | | | | | | | | | | | | | | | | | | | | | | | | | | | | | | | | | | | | | | | | | | | | | | | | | | | | | | | | | | | | | | | | | | | |
| VT1377A | BIG S. INTERNAL INTERMEDIATE GLASS TH.6 |  | KVT1378A | BIG-L INTERNAL GLASS KIT 2GLASSES RIGHT | <table border="1"> <thead> <tr> <th>Code</th> <th>Description</th> <th>Qty</th> <th>UOM</th> </tr> </thead> <tbody> <tr> <td>0B1389A2</td> <td>XEVL BIG DOUBLE GLASS LOWER PLATE</td> <td>1</td> <td>PZ</td> </tr> <tr> <td>0B1391A0</td> <td>XEVL BIG DOUBLE GLASS UPPER PROFILE</td> <td>1</td> <td>PZ</td> </tr> <tr> <td>0B1392A0</td> <td>XEVL BIG DOUBLE GLASS LATERAL PROFILE</td> <td>2</td> <td>PZ</td> </tr> <tr> <td>0H8010A0</td> <td>DOUBLE GLASS COUNTER BRACKET</td> <td>2</td> <td>PZ</td> </tr> <tr> <td>CR1109A0</td> <td>XEVL DOUBLE GLASS LOWER HINGE</td> <td>1</td> <td>PZ</td> </tr> <tr> <td>CR1118A0</td> <td>XEVL DOUBLE GLASS LOWER HINGE</td> <td>1</td> <td>PZ</td> </tr> <tr> <td>ED1090A0</td> <td>COATED WHITE LABEL 100X45</td> <td>1</td> <td>PZ</td> </tr> <tr> <td>IL1050B0</td> <td>WOODEN PALLET 965X875X123</td> <td>2</td> <td>PZ</td> </tr> <tr> <td>IP1508A1</td> <td>POLYSTYREN E U SHAPED PROFILE 2000X60X60</td> <td>2</td> <td>M</td> </tr> <tr> <td>SL1170A1</td> <td>S57 BLACK SILICON - 310ML CARTRIDGE</td> <td>500</td> <td>ML</td> </tr> <tr> <td>VI0055A0</td> <td>ST.STEEL TCEI M5X12 SCREW</td> <td>5</td> <td>PZ</td> </tr> <tr> <td>VI1091A0</td> <td>ST.STEEL 4X12 RIVET</td> <td>1</td> <td>PZ</td> </tr> <tr> <td>VI1094A0</td> <td>ST. STEEL M5X15 STUD</td> <td>5</td> <td>PZ</td> </tr> <tr> <td>VI1225A0</td> <td>STAINLESS STEEL STRUCTURE RIVET 4X10.1</td> <td>19</td> <td>PZ</td> </tr> <tr> <td>VT1376A0</td> <td>BIG S. INTERNAL GLASS TH.6</td> <td>1</td> <td>PZ</td> </tr> <tr> <td>VT1377A0</td> <td>BIG S. INTERNAL INTERMEDIAT E GLASS TH.6</td> <td>1</td> <td>PZ</td> </tr> </tbody> </table> | Code | Description | Qty | UOM | 0B1389A2 | XEVL BIG DOUBLE GLASS LOWER PLATE | 1 | PZ | 0B1391A0 | XEVL BIG DOUBLE GLASS UPPER PROFILE | 1 | PZ | 0B1392A0 | XEVL BIG DOUBLE GLASS LATERAL PROFILE | 2 | PZ | 0H8010A0 | DOUBLE GLASS COUNTER BRACKET | 2 | PZ | CR1109A0 | XEVL DOUBLE GLASS LOWER HINGE | 1 | PZ | CR1118A0 | XEVL DOUBLE GLASS LOWER HINGE | 1 | PZ | ED1090A0 | COATED WHITE LABEL 100X45 | 1 | PZ | IL1050B0 | WOODEN PALLET 965X875X123 | 2 | PZ | IP1508A1 | POLYSTYREN E U SHAPED PROFILE 2000X60X60 | 2 | M | SL1170A1 | S57 BLACK SILICON - 310ML CARTRIDGE | 500 | ML | VI0055A0 | ST.STEEL TCEI M5X12 SCREW | 5 | PZ | VI1091A0 | ST.STEEL 4X12 RIVET | 1 | PZ | VI1094A0 | ST. STEEL M5X15 STUD | 5 | PZ | VI1225A0 | STAINLESS STEEL STRUCTURE RIVET 4X10.1 | 19 | PZ | VT1376A0 | BIG S. INTERNAL GLASS TH.6 | 1 | PZ | VT1377A0 | BIG S. INTERNAL INTERMEDIAT E GLASS TH.6 | 1 | PZ |
| Code | Description | Qty | UOM | | | | | | | | | | | | | | | | | | | | | | | | | | | | | | | | | | | | | | | | | | | | | | | | | | | | | | | | | | | | | | | | | | | | | | |
| 0B1389A2 | XEVL BIG DOUBLE GLASS LOWER PLATE | 1 | PZ | | | | | | | | | | | | | | | | | | | | | | | | | | | | | | | | | | | | | | | | | | | | | | | | | | | | | | | | | | | | | | | | | | | | | | |
| 0B1391A0 | XEVL BIG DOUBLE GLASS UPPER PROFILE | 1 | PZ | | | | | | | | | | | | | | | | | | | | | | | | | | | | | | | | | | | | | | | | | | | | | | | | | | | | | | | | | | | | | | | | | | | | | | |
| 0B1392A0 | XEVL BIG DOUBLE GLASS LATERAL PROFILE | 2 | PZ | | | | | | | | | | | | | | | | | | | | | | | | | | | | | | | | | | | | | | | | | | | | | | | | | | | | | | | | | | | | | | | | | | | | | | |
| 0H8010A0 | DOUBLE GLASS COUNTER BRACKET | 2 | PZ | | | | | | | | | | | | | | | | | | | | | | | | | | | | | | | | | | | | | | | | | | | | | | | | | | | | | | | | | | | | | | | | | | | | | | |
| CR1109A0 | XEVL DOUBLE GLASS LOWER HINGE | 1 | PZ | | | | | | | | | | | | | | | | | | | | | | | | | | | | | | | | | | | | | | | | | | | | | | | | | | | | | | | | | | | | | | | | | | | | | | |
| CR1118A0 | XEVL DOUBLE GLASS LOWER HINGE | 1 | PZ | | | | | | | | | | | | | | | | | | | | | | | | | | | | | | | | | | | | | | | | | | | | | | | | | | | | | | | | | | | | | | | | | | | | | | |
| ED1090A0 | COATED WHITE LABEL 100X45 | 1 | PZ | | | | | | | | | | | | | | | | | | | | | | | | | | | | | | | | | | | | | | | | | | | | | | | | | | | | | | | | | | | | | | | | | | | | | | |
| IL1050B0 | WOODEN PALLET 965X875X123 | 2 | PZ | | | | | | | | | | | | | | | | | | | | | | | | | | | | | | | | | | | | | | | | | | | | | | | | | | | | | | | | | | | | | | | | | | | | | | |
| IP1508A1 | POLYSTYREN E U SHAPED PROFILE 2000X60X60 | 2 | M | | | | | | | | | | | | | | | | | | | | | | | | | | | | | | | | | | | | | | | | | | | | | | | | | | | | | | | | | | | | | | | | | | | | | | |
| SL1170A1 | S57 BLACK SILICON - 310ML CARTRIDGE | 500 | ML | | | | | | | | | | | | | | | | | | | | | | | | | | | | | | | | | | | | | | | | | | | | | | | | | | | | | | | | | | | | | | | | | | | | | | |
| VI0055A0 | ST.STEEL TCEI M5X12 SCREW | 5 | PZ | | | | | | | | | | | | | | | | | | | | | | | | | | | | | | | | | | | | | | | | | | | | | | | | | | | | | | | | | | | | | | | | | | | | | | |
| VI1091A0 | ST.STEEL 4X12 RIVET | 1 | PZ | | | | | | | | | | | | | | | | | | | | | | | | | | | | | | | | | | | | | | | | | | | | | | | | | | | | | | | | | | | | | | | | | | | | | | |
| VI1094A0 | ST. STEEL M5X15 STUD | 5 | PZ | | | | | | | | | | | | | | | | | | | | | | | | | | | | | | | | | | | | | | | | | | | | | | | | | | | | | | | | | | | | | | | | | | | | | | |
| VI1225A0 | STAINLESS STEEL STRUCTURE RIVET 4X10.1 | 19 | PZ | | | | | | | | | | | | | | | | | | | | | | | | | | | | | | | | | | | | | | | | | | | | | | | | | | | | | | | | | | | | | | | | | | | | | | |
| VT1376A0 | BIG S. INTERNAL GLASS TH.6 | 1 | PZ | | | | | | | | | | | | | | | | | | | | | | | | | | | | | | | | | | | | | | | | | | | | | | | | | | | | | | | | | | | | | | | | | | | | | | |
| VT1377A0 | BIG S. INTERNAL INTERMEDIAT E GLASS TH.6 | 1 | PZ | | | | | | | | | | | | | | | | | | | | | | | | | | | | | | | | | | | | | | | | | | | | | | | | | | | | | | | | | | | | | | | | | | | | | | |

| COMPONENT | | | SPARE PART | | | | | | | | | | | | | | | | | | | | | | | | | | | | | | | | | | | | | | | | | | | | | | | | | | | | | | |
|-----------|---|---|------------|-------------------------------------|---|------|-------------|-----|-----|----------|-------------------------------------|---|----|----------|---|---|----|----------|--|-------|---|----------|--|---|----|----------|--|-------|---|----------|--|---|----|----------|---------------------------------|-------|---|----------|--|-----|----|----------|--|---|----|----------|--|---|----|----------|---------------------------------------|---|----|----------|-----------------------------|---|----|
| Code | Description | Image | Code | Description | Components list | | | | | | | | | | | | | | | | | | | | | | | | | | | | | | | | | | | | | | | | | | | | | | | | | | | | |
| 0H8010A | DOUBLE GLASS COUNTER BRACKET |  | 0H8010A0 | DOUBLE GLASS COUNTER BRACKET | | | | | | | | | | | | | | | | | | | | | | | | | | | | | | | | | | | | | | | | | | | | | | | | | | | | | |
| GN1690A | |  | KG1678A | BIG-L TROLLEY DOOR GASKET KIT | <table border="1"> <thead> <tr> <th>Code</th> <th>Description</th> <th>Qty</th> <th>UOM</th> </tr> </thead> <tbody> <tr> <td>0B1345A0</td> <td></td> <td>1</td> <td>PZ</td> </tr> <tr> <td>0B1345A1</td> <td>XEVL BIG TROLLEY GASKET BONDING PLATE</td> <td>1</td> <td>PZ</td> </tr> <tr> <td>GN1618A0</td> <td></td> <td>0.750</td> <td>M</td> </tr> <tr> <td>GN1619A0</td> <td></td> <td>1</td> <td>PZ</td> </tr> <tr> <td>GN1620A0</td> <td></td> <td>0.750</td> <td>M</td> </tr> <tr> <td>GN1621A0</td> <td></td> <td>1</td> <td>PZ</td> </tr> <tr> <td>GN1677A0</td> <td>XEVL DOOR-TROLL EY GASKET</td> <td>0.750</td> <td>M</td> </tr> <tr> <td>SL1170A1</td> <td>S57 BLACK SILICON - 310ML CARTRIDGE</td> <td>180</td> <td>ML</td> </tr> <tr> <td>TB2629A0</td> <td>XEVL DOOR-TROLL EY GASKET ROD</td> <td>2</td> <td>PZ</td> </tr> <tr> <td>VI0515A0</td> <td>STAINLESS STEEL WASHER D=5 6592</td> <td>5</td> <td>PZ</td> </tr> <tr> <td>VI1770A0</td> <td>STAINLESS STEEL NUT M5 H=5 CH=8</td> <td>5</td> <td>PZ</td> </tr> <tr> <td>VI1992A0</td> <td>ST STEEL WASHER M5X15</td> <td>5</td> <td>PZ</td> </tr> </tbody> </table> | Code | Description | Qty | UOM | 0B1345A0 | | 1 | PZ | 0B1345A1 | XEVL BIG TROLLEY GASKET BONDING PLATE | 1 | PZ | GN1618A0 | | 0.750 | M | GN1619A0 | | 1 | PZ | GN1620A0 | | 0.750 | M | GN1621A0 | | 1 | PZ | GN1677A0 | XEVL DOOR-TROLL EY GASKET | 0.750 | M | SL1170A1 | S57 BLACK SILICON - 310ML CARTRIDGE | 180 | ML | TB2629A0 | XEVL DOOR-TROLL EY GASKET ROD | 2 | PZ | VI0515A0 | STAINLESS STEEL WASHER D=5 6592 | 5 | PZ | VI1770A0 | STAINLESS STEEL NUT M5 H=5 CH=8 | 5 | PZ | VI1992A0 | ST STEEL WASHER M5X15 | 5 | PZ |
| Code | Description | Qty | UOM | | | | | | | | | | | | | | | | | | | | | | | | | | | | | | | | | | | | | | | | | | | | | | | | | | | | | | |
| 0B1345A0 | | 1 | PZ | | | | | | | | | | | | | | | | | | | | | | | | | | | | | | | | | | | | | | | | | | | | | | | | | | | | | | |
| 0B1345A1 | XEVL BIG TROLLEY GASKET BONDING PLATE | 1 | PZ | | | | | | | | | | | | | | | | | | | | | | | | | | | | | | | | | | | | | | | | | | | | | | | | | | | | | | |
| GN1618A0 | | 0.750 | M | | | | | | | | | | | | | | | | | | | | | | | | | | | | | | | | | | | | | | | | | | | | | | | | | | | | | | |
| GN1619A0 | | 1 | PZ | | | | | | | | | | | | | | | | | | | | | | | | | | | | | | | | | | | | | | | | | | | | | | | | | | | | | | |
| GN1620A0 | | 0.750 | M | | | | | | | | | | | | | | | | | | | | | | | | | | | | | | | | | | | | | | | | | | | | | | | | | | | | | | |
| GN1621A0 | | 1 | PZ | | | | | | | | | | | | | | | | | | | | | | | | | | | | | | | | | | | | | | | | | | | | | | | | | | | | | | |
| GN1677A0 | XEVL DOOR-TROLL EY GASKET | 0.750 | M | | | | | | | | | | | | | | | | | | | | | | | | | | | | | | | | | | | | | | | | | | | | | | | | | | | | | | |
| SL1170A1 | S57 BLACK SILICON - 310ML CARTRIDGE | 180 | ML | | | | | | | | | | | | | | | | | | | | | | | | | | | | | | | | | | | | | | | | | | | | | | | | | | | | | | |
| TB2629A0 | XEVL DOOR-TROLL EY GASKET ROD | 2 | PZ | | | | | | | | | | | | | | | | | | | | | | | | | | | | | | | | | | | | | | | | | | | | | | | | | | | | | | |
| VI0515A0 | STAINLESS STEEL WASHER D=5 6592 | 5 | PZ | | | | | | | | | | | | | | | | | | | | | | | | | | | | | | | | | | | | | | | | | | | | | | | | | | | | | | |
| VI1770A0 | STAINLESS STEEL NUT M5 H=5 CH=8 | 5 | PZ | | | | | | | | | | | | | | | | | | | | | | | | | | | | | | | | | | | | | | | | | | | | | | | | | | | | | | |
| VI1992A0 | ST STEEL WASHER M5X15 | 5 | PZ | | | | | | | | | | | | | | | | | | | | | | | | | | | | | | | | | | | | | | | | | | | | | | | | | | | | | | |
| CR1118A | XEVL DOUBLE GLASS LOWER HINGE |  | KCR1118A | BIG DOUBLE GLASS UPPER HINGE KIT | <table border="1"> <thead> <tr> <th>Code</th> <th>Description</th> <th>Qty</th> <th>UOM</th> </tr> </thead> <tbody> <tr> <td>CR1118A0</td> <td>XEVL DOUBLE GLASS LOWER HINGE</td> <td>1</td> <td>PZ</td> </tr> </tbody> </table> | Code | Description | Qty | UOM | CR1118A0 | XEVL DOUBLE GLASS LOWER HINGE | 1 | PZ | | | | | | | | | | | | | | | | | | | | | | | | | | | | | | | | | | | | | | | | | | | | |
| Code | Description | Qty | UOM | | | | | | | | | | | | | | | | | | | | | | | | | | | | | | | | | | | | | | | | | | | | | | | | | | | | | | |
| CR1118A0 | XEVL DOUBLE GLASS LOWER HINGE | 1 | PZ | | | | | | | | | | | | | | | | | | | | | | | | | | | | | | | | | | | | | | | | | | | | | | | | | | | | | | |

| COMPONENT | | | SPARE PART | | | | | | | | | | | | | | | | | | |
|-----------|---|---|------------|--|--|------|-------------|-----|-----|----------|---|---|----|----------|--|-------|----|----------|--|-------|---|
| Code | Description | Image | Code | Description | Components list | | | | | | | | | | | | | | | | |
| CE1285A | EMI ROUND FERRITE MOD.2643801502 |  | CE1285A0 | EMI ROUND FERRITE MOD.2643801502 | | | | | | | | | | | | | | | | | |
| CE1053B | MM MICROFIT LED BAR POWER SUPPLY CABLE |  | KCE1053B | LED BAR EXTENSION CABLE KIT | <table border="1"> <thead> <tr> <th>Code</th> <th>Description</th> <th>Qty</th> <th>UOM</th> </tr> </thead> <tbody> <tr> <td>CE1053B0</td> <td>MM MICROFIT LED BAR POWER SUPPLY CABL</td> <td>1</td> <td>PZ</td> </tr> </tbody> </table> | Code | Description | Qty | UOM | CE1053B0 | MM MICROFIT LED BAR POWER SUPPLY CABL | 1 | PZ | | | | | | | | |
| Code | Description | Qty | UOM | | | | | | | | | | | | | | | | | | |
| CE1053B0 | MM MICROFIT LED BAR POWER SUPPLY CABL | 1 | PZ | | | | | | | | | | | | | | | | | | |
| CE1054A | CONTROL BOARD-USB CONNECTING CABLE L=150 |  | KCE1054A | MM L150 CONTROL USB CONNECTION CABLE KIT | <table border="1"> <thead> <tr> <th>Code</th> <th>Description</th> <th>Qty</th> <th>UOM</th> </tr> </thead> <tbody> <tr> <td>CE1054A0</td> <td>CONTROL BOARD-USB CONNECTING CABLE L=150</td> <td>1</td> <td>PZ</td> </tr> <tr> <td>VM1224A0</td> <td>65MY 220MM 2 COLOURS SHRINK TUBE</td> <td>0.250</td> <td>M</td> </tr> </tbody> </table> | Code | Description | Qty | UOM | CE1054A0 | CONTROL BOARD-USB CONNECTING CABLE L=150 | 1 | PZ | VM1224A0 | 65MY 220MM 2 COLOURS SHRINK TUBE | 0.250 | M | | | | |
| Code | Description | Qty | UOM | | | | | | | | | | | | | | | | | | |
| CE1054A0 | CONTROL BOARD-USB CONNECTING CABLE L=150 | 1 | PZ | | | | | | | | | | | | | | | | | | |
| VM1224A0 | 65MY 220MM 2 COLOURS SHRINK TUBE | 0.250 | M | | | | | | | | | | | | | | | | | | |
| VI1074A | 4X16 SCREW FOR PLASTIC |  | VI1074A0 | 4X16 SCREW FOR PLASTIC | | | | | | | | | | | | | | | | | |
| CE1097A | 4M SIHF 4 POLES MICROFIT CANBUS |  | KCE1097A | 4 POLES MICROFIT 4 METRES BUS CABLE KIT | <table border="1"> <thead> <tr> <th>Code</th> <th>Description</th> <th>Qty</th> <th>UOM</th> </tr> </thead> <tbody> <tr> <td>CE1097A0</td> <td>4M SIHF 4 POLES MICROFIT CANBUS</td> <td>1</td> <td>PZ</td> </tr> <tr> <td>CE1285A0</td> <td>EMI ROUND FERRITE MOD.26438015 02</td> <td>1</td> <td>PZ</td> </tr> <tr> <td>VM1224A0</td> <td>65MY 220MM 2 COLOURS SHRINK TUBE</td> <td>0.300</td> <td>M</td> </tr> </tbody> </table> | Code | Description | Qty | UOM | CE1097A0 | 4M SIHF 4 POLES MICROFIT CANBUS | 1 | PZ | CE1285A0 | EMI ROUND FERRITE MOD.26438015 02 | 1 | PZ | VM1224A0 | 65MY 220MM 2 COLOURS SHRINK TUBE | 0.300 | M |
| Code | Description | Qty | UOM | | | | | | | | | | | | | | | | | | |
| CE1097A0 | 4M SIHF 4 POLES MICROFIT CANBUS | 1 | PZ | | | | | | | | | | | | | | | | | | |
| CE1285A0 | EMI ROUND FERRITE MOD.26438015 02 | 1 | PZ | | | | | | | | | | | | | | | | | | |
| VM1224A0 | 65MY 220MM 2 COLOURS SHRINK TUBE | 0.300 | M | | | | | | | | | | | | | | | | | | |

| COMPONENT | | | SPARE PART | | | | | | | | | | | | | | | | | | | | | | | | | | | | | | | | | | | | | | | | | | | | | | |
|-----------|---|---|------------|---|--|-------------|-------------|-----|-----|----------|--|---|----|----------|---|---|----|----------|---|---|----|----------|------------------------------------|---|----|----------|---|---|----|----------|---|---|----|----------|--|---|----|----------|--|---|----|----------|---|---|----|----------|---|---|----|
| Code | Description | Image | Code | Description | Components list | | | | | | | | | | | | | | | | | | | | | | | | | | | | | | | | | | | | | | | | | | | | |
| PE1062A | MM PLUS BIG CAPACITIVE CONTROL PANEL |  | KPE1062A | MM PLUS BIG CAPACITIVE CONTROL BOARD KIT | <table border="1"> <thead> <tr> <th>Code</th> <th>Description</th> <th>Qty</th> <th>UOM</th> </tr> </thead> <tbody> <tr> <td>CE2007A0</td> <td></td> <td>1</td> <td>PZ</td> </tr> <tr> <td>PE1062A0</td> <td>MM PLUS BIG CAPACITIVE CONTROL PANEL</td> <td>1</td> <td>PZ</td> </tr> <tr> <td>VI1074A0</td> <td>4X16 SCREW FOR PLASTIC</td> <td>2</td> <td>PZ</td> </tr> <tr> <td>VI1103A0</td> <td>40X12 TBSP SCREW FOR PLASTIC</td> <td>2</td> <td>PZ</td> </tr> <tr> <td>VM2147A0</td> <td>410X343X15 MM PINK SMOOTH ESD SPONGE</td> <td>1</td> <td>PZ</td> </tr> <tr> <td>VM2295A1</td> <td>MIND.MAPS TOUCH CONTROL STYLUS KIT</td> <td>1</td> <td>PZ</td> </tr> <tr> <td>VM2583A1</td> <td></td> <td>1</td> <td>PZ</td> </tr> <tr> <td>VP1005A0</td> <td>BIG-L DOOR CONTROL BOARD SUPPPORT</td> <td>1</td> <td>PZ</td> </tr> <tr> <td>VP1005B0</td> <td>70 MM BIG-L DOOR CONTROL SUPPORT</td> <td>1</td> <td>PZ</td> </tr> <tr> <td>VP1078A0</td> <td>MM CONTROL BOARD PARTITION FRAME</td> <td>1</td> <td>PZ</td> </tr> </tbody> </table> | Code | Description | Qty | UOM | CE2007A0 | | 1 | PZ | PE1062A0 | MM PLUS BIG CAPACITIVE CONTROL PANEL | 1 | PZ | VI1074A0 | 4X16 SCREW FOR PLASTIC | 2 | PZ | VI1103A0 | 40X12 TBSP SCREW FOR PLASTIC | 2 | PZ | VM2147A0 | 410X343X15 MM PINK SMOOTH ESD SPONGE | 1 | PZ | VM2295A1 | MIND.MAPS TOUCH CONTROL STYLUS KIT | 1 | PZ | VM2583A1 | | 1 | PZ | VP1005A0 | BIG-L DOOR CONTROL BOARD SUPPPORT | 1 | PZ | VP1005B0 | 70 MM BIG-L DOOR CONTROL SUPPORT | 1 | PZ | VP1078A0 | MM CONTROL BOARD PARTITION FRAME | 1 | PZ |
| | | | | | Code | Description | Qty | UOM | | | | | | | | | | | | | | | | | | | | | | | | | | | | | | | | | | | | | | | | | |
| CE2007A0 | | 1 | PZ | | | | | | | | | | | | | | | | | | | | | | | | | | | | | | | | | | | | | | | | | | | | | | |
| PE1062A0 | MM PLUS BIG CAPACITIVE CONTROL PANEL | 1 | PZ | | | | | | | | | | | | | | | | | | | | | | | | | | | | | | | | | | | | | | | | | | | | | | |
| VI1074A0 | 4X16 SCREW FOR PLASTIC | 2 | PZ | | | | | | | | | | | | | | | | | | | | | | | | | | | | | | | | | | | | | | | | | | | | | | |
| VI1103A0 | 40X12 TBSP SCREW FOR PLASTIC | 2 | PZ | | | | | | | | | | | | | | | | | | | | | | | | | | | | | | | | | | | | | | | | | | | | | | |
| VM2147A0 | 410X343X15 MM PINK SMOOTH ESD SPONGE | 1 | PZ | | | | | | | | | | | | | | | | | | | | | | | | | | | | | | | | | | | | | | | | | | | | | | |
| VM2295A1 | MIND.MAPS TOUCH CONTROL STYLUS KIT | 1 | PZ | | | | | | | | | | | | | | | | | | | | | | | | | | | | | | | | | | | | | | | | | | | | | | |
| VM2583A1 | | 1 | PZ | | | | | | | | | | | | | | | | | | | | | | | | | | | | | | | | | | | | | | | | | | | | | | |
| VP1005A0 | BIG-L DOOR CONTROL BOARD SUPPPORT | 1 | PZ | | | | | | | | | | | | | | | | | | | | | | | | | | | | | | | | | | | | | | | | | | | | | | |
| VP1005B0 | 70 MM BIG-L DOOR CONTROL SUPPORT | 1 | PZ | | | | | | | | | | | | | | | | | | | | | | | | | | | | | | | | | | | | | | | | | | | | | | |
| VP1078A0 | MM CONTROL BOARD PARTITION FRAME | 1 | PZ | | | | | | | | | | | | | | | | | | | | | | | | | | | | | | | | | | | | | | | | | | | | | | |
| VE1550A | 5X3 MM NEODYMIUM MAGNET |  | KPE1710B | MOTOR REVOLUTIONS SENSOR KIT | <table border="1"> <thead> <tr> <th>Code</th> <th>Description</th> <th>Qty</th> <th>UOM</th> </tr> </thead> <tbody> <tr> <td>CE1119A0</td> <td>AMPMODU2 4P 4XAWG22 L1500 RAST 4P CABLE</td> <td>1</td> <td>PZ</td> </tr> <tr> <td>PE1040A0</td> <td>RAST MOTOR SENSOR</td> <td>1</td> <td>PZ</td> </tr> <tr> <td>PE1710B0</td> <td>MOTOR REVOLUTION AND DIRECTION SENSOR</td> <td>1</td> <td>PZ</td> </tr> <tr> <td>VE1550A0</td> <td>5X3 MM NEODYMIUM MAGNET</td> <td>1</td> <td>PZ</td> </tr> <tr> <td>VI1966A0</td> <td>M4X14 FLATHEAD SCREW</td> <td>1</td> <td>PZ</td> </tr> <tr> <td>VM1635A0</td> <td>MAGNET HOLDING DIS</td> <td>1</td> <td>PZ</td> </tr> </tbody> </table> | Code | Description | Qty | UOM | CE1119A0 | AMPMODU2 4P 4XAWG22 L1500 RAST 4P CABLE | 1 | PZ | PE1040A0 | RAST MOTOR SENSOR | 1 | PZ | PE1710B0 | MOTOR REVOLUTION AND DIRECTION SENSOR | 1 | PZ | VE1550A0 | 5X3 MM NEODYMIUM MAGNET | 1 | PZ | VI1966A0 | M4X14 FLATHEAD SCREW | 1 | PZ | VM1635A0 | MAGNET HOLDING DIS | 1 | PZ | | | | | | | | | | | | | | | | |
| Code | Description | Qty | UOM | | | | | | | | | | | | | | | | | | | | | | | | | | | | | | | | | | | | | | | | | | | | | | |
| CE1119A0 | AMPMODU2 4P 4XAWG22 L1500 RAST 4P CABLE | 1 | PZ | | | | | | | | | | | | | | | | | | | | | | | | | | | | | | | | | | | | | | | | | | | | | | |
| PE1040A0 | RAST MOTOR SENSOR | 1 | PZ | | | | | | | | | | | | | | | | | | | | | | | | | | | | | | | | | | | | | | | | | | | | | | |
| PE1710B0 | MOTOR REVOLUTION AND DIRECTION SENSOR | 1 | PZ | | | | | | | | | | | | | | | | | | | | | | | | | | | | | | | | | | | | | | | | | | | | | | |
| VE1550A0 | 5X3 MM NEODYMIUM MAGNET | 1 | PZ | | | | | | | | | | | | | | | | | | | | | | | | | | | | | | | | | | | | | | | | | | | | | | |
| VI1966A0 | M4X14 FLATHEAD SCREW | 1 | PZ | | | | | | | | | | | | | | | | | | | | | | | | | | | | | | | | | | | | | | | | | | | | | | |
| VM1635A0 | MAGNET HOLDING DIS | 1 | PZ | | | | | | | | | | | | | | | | | | | | | | | | | | | | | | | | | | | | | | | | | | | | | | |

| COMPONENT | | | SPARE PART | | |
|-----------|---|---|------------|---|-----------------|
| Code | Description | Image | Code | Description | Components list |
| VI1074A | 4X16 SCREW FOR PLASTIC |  | VI1074A0 | 4X16 SCREW FOR PLASTIC | |
| VM2615A | HANDLE FIXING COVER |  | VM2615A0 | HANDLE FIXING COVER | |
| 0H8033A | BIG HANDLE FIXING WASHER |  | 0H8033A0 | BIG HANDLE FIXING WASHER | |
| VM2587B | BIG OVEN PUSH-TO-CLOSE RIGHT HANDLE PIN |  | VM2587B0 | BIG OVEN PUSH-TO-CLOSE RIGHT HANDLE PIN | |
| VI1117A | |  | VI1117A0 | | |

| COMPONENT | | | SPARE PART | | | | | | | | | | | | | | | | | | | | | | | | | | | | | | | | | | | | | | | | | | | | | | | | | | | | | | | | | | | | | | | | | | | | | | | | | | | | | | | | | | | | | | | | | | | | | | | | | | |
|-----------|---|---|------------|--|--|------|-------------|-----|-----|----------|--|---|----|----------|--------------------------------|---|----|----------|--|---|----|----------|--|---|----|----------|--|---|----|----------|--|---|----|----------|----------------------------------|---|----|----------|--|---|----|----------|------------------------------------|----|----|----------|--|---|----|----------|-------------------------------|---|----|----------|------------------------|---|----|----------|---------------------------|---|----|----------|--|---|----|----------|--|---|----|----------|--|---|----|----------|--|---|----|----------|------------------------------------|---|----|----------|--|---|----|----------|--------------------------------|---|----|----------|--|---|----|----------|---|---|----|----------|------------------------|---|----|
| Code | Description | Image | Code | Description | Components list | | | | | | | | | | | | | | | | | | | | | | | | | | | | | | | | | | | | | | | | | | | | | | | | | | | | | | | | | | | | | | | | | | | | | | | | | | | | | | | | | | | | | | | | | | | | | | | | |
| MG1100A | |  | KMG1095A | BIG-L PUSH-TO-CLOSE RIGHT HANDLE KIT | <table border="1"> <thead> <tr> <th>Code</th> <th>Description</th> <th>Qty</th> <th>UOM</th> </tr> </thead> <tbody> <tr> <td>0H8030A0</td> <td></td> <td>1</td> <td>PZ</td> </tr> <tr> <td>0H8033A0</td> <td>BIG HANDLE FIXING WASHER</td> <td>1</td> <td>PZ</td> </tr> <tr> <td>MG1095A0</td> <td>BIG PUSH-TO-CLO SE RIGHT HANDLE ASM</td> <td>1</td> <td>PZ</td> </tr> <tr> <td>MG1095A1</td> <td></td> <td>1</td> <td>PZ</td> </tr> <tr> <td>MG1095A2</td> <td></td> <td>1</td> <td>PZ</td> </tr> <tr> <td>MG1095A3</td> <td></td> <td>1</td> <td>PZ</td> </tr> <tr> <td>MG1095A4</td> <td>BIG RIGHT SLAM DOOR HANDLE</td> <td>1</td> <td>PZ</td> </tr> <tr> <td>ML1009A0</td> <td></td> <td>3</td> <td>PZ</td> </tr> <tr> <td>SL1155A1</td> <td>LOCTITE BICOMPONEN T SILICON</td> <td>10</td> <td>ML</td> </tr> <tr> <td>TF1073A0</td> <td></td> <td>1</td> <td>PZ</td> </tr> <tr> <td>VE1550A0</td> <td>5X3 MM NEODYMIUM MAGNET</td> <td>2</td> <td>PZ</td> </tr> <tr> <td>VI1042A0</td> <td>SCREW M5X20 TCEI ZN</td> <td>1</td> <td>PZ</td> </tr> <tr> <td>VI1074A0</td> <td>4X16 SCREW FOR PLASTIC</td> <td>7</td> <td>PZ</td> </tr> <tr> <td>VI1101A0</td> <td>M5X20 TSP-EI ST.STEEL DIN 7991 SCREW</td> <td>1</td> <td>PZ</td> </tr> <tr> <td>VM2580A0</td> <td></td> <td>1</td> <td>PZ</td> </tr> <tr> <td>VM2581A0</td> <td></td> <td>1</td> <td>PZ</td> </tr> <tr> <td>VM2582A0</td> <td></td> <td>1</td> <td>PZ</td> </tr> <tr> <td>VM2583A0</td> <td>BIG PUSH-TO-CLO SE HANDLE PE</td> <td>1</td> <td>PZ</td> </tr> <tr> <td>VM2584A0</td> <td></td> <td>1</td> <td>PZ</td> </tr> <tr> <td>VM2585B0</td> <td>BIG HANDLE COVER SUPPORT</td> <td>1</td> <td>PZ</td> </tr> <tr> <td>VM2586A0</td> <td></td> <td>2</td> <td>PZ</td> </tr> <tr> <td>VM2587B0</td> <td>BIG OVEN PUSH-TO-CLO SE RIGHT HANDLE PIN</td> <td>1</td> <td>PZ</td> </tr> <tr> <td>VM2615A0</td> <td>HANDLE FIXING COVER</td> <td>1</td> <td>PZ</td> </tr> </tbody> </table> | Code | Description | Qty | UOM | 0H8030A0 | | 1 | PZ | 0H8033A0 | BIG HANDLE FIXING WASHER | 1 | PZ | MG1095A0 | BIG PUSH-TO-CLO SE RIGHT HANDLE ASM | 1 | PZ | MG1095A1 | | 1 | PZ | MG1095A2 | | 1 | PZ | MG1095A3 | | 1 | PZ | MG1095A4 | BIG RIGHT SLAM DOOR HANDLE | 1 | PZ | ML1009A0 | | 3 | PZ | SL1155A1 | LOCTITE BICOMPONEN T SILICON | 10 | ML | TF1073A0 | | 1 | PZ | VE1550A0 | 5X3 MM NEODYMIUM MAGNET | 2 | PZ | VI1042A0 | SCREW M5X20 TCEI ZN | 1 | PZ | VI1074A0 | 4X16 SCREW FOR PLASTIC | 7 | PZ | VI1101A0 | M5X20 TSP-EI ST.STEEL DIN 7991 SCREW | 1 | PZ | VM2580A0 | | 1 | PZ | VM2581A0 | | 1 | PZ | VM2582A0 | | 1 | PZ | VM2583A0 | BIG PUSH-TO-CLO SE HANDLE PE | 1 | PZ | VM2584A0 | | 1 | PZ | VM2585B0 | BIG HANDLE COVER SUPPORT | 1 | PZ | VM2586A0 | | 2 | PZ | VM2587B0 | BIG OVEN PUSH-TO-CLO SE RIGHT HANDLE PIN | 1 | PZ | VM2615A0 | HANDLE FIXING COVER | 1 | PZ |
| Code | Description | Qty | UOM | | | | | | | | | | | | | | | | | | | | | | | | | | | | | | | | | | | | | | | | | | | | | | | | | | | | | | | | | | | | | | | | | | | | | | | | | | | | | | | | | | | | | | | | | | | | | | | | | | |
| 0H8030A0 | | 1 | PZ | | | | | | | | | | | | | | | | | | | | | | | | | | | | | | | | | | | | | | | | | | | | | | | | | | | | | | | | | | | | | | | | | | | | | | | | | | | | | | | | | | | | | | | | | | | | | | | | | | |
| 0H8033A0 | BIG HANDLE FIXING WASHER | 1 | PZ | | | | | | | | | | | | | | | | | | | | | | | | | | | | | | | | | | | | | | | | | | | | | | | | | | | | | | | | | | | | | | | | | | | | | | | | | | | | | | | | | | | | | | | | | | | | | | | | | | |
| MG1095A0 | BIG PUSH-TO-CLO SE RIGHT HANDLE ASM | 1 | PZ | | | | | | | | | | | | | | | | | | | | | | | | | | | | | | | | | | | | | | | | | | | | | | | | | | | | | | | | | | | | | | | | | | | | | | | | | | | | | | | | | | | | | | | | | | | | | | | | | | |
| MG1095A1 | | 1 | PZ | | | | | | | | | | | | | | | | | | | | | | | | | | | | | | | | | | | | | | | | | | | | | | | | | | | | | | | | | | | | | | | | | | | | | | | | | | | | | | | | | | | | | | | | | | | | | | | | | | |
| MG1095A2 | | 1 | PZ | | | | | | | | | | | | | | | | | | | | | | | | | | | | | | | | | | | | | | | | | | | | | | | | | | | | | | | | | | | | | | | | | | | | | | | | | | | | | | | | | | | | | | | | | | | | | | | | | | |
| MG1095A3 | | 1 | PZ | | | | | | | | | | | | | | | | | | | | | | | | | | | | | | | | | | | | | | | | | | | | | | | | | | | | | | | | | | | | | | | | | | | | | | | | | | | | | | | | | | | | | | | | | | | | | | | | | | |
| MG1095A4 | BIG RIGHT SLAM DOOR HANDLE | 1 | PZ | | | | | | | | | | | | | | | | | | | | | | | | | | | | | | | | | | | | | | | | | | | | | | | | | | | | | | | | | | | | | | | | | | | | | | | | | | | | | | | | | | | | | | | | | | | | | | | | | | |
| ML1009A0 | | 3 | PZ | | | | | | | | | | | | | | | | | | | | | | | | | | | | | | | | | | | | | | | | | | | | | | | | | | | | | | | | | | | | | | | | | | | | | | | | | | | | | | | | | | | | | | | | | | | | | | | | | | |
| SL1155A1 | LOCTITE BICOMPONEN T SILICON | 10 | ML | | | | | | | | | | | | | | | | | | | | | | | | | | | | | | | | | | | | | | | | | | | | | | | | | | | | | | | | | | | | | | | | | | | | | | | | | | | | | | | | | | | | | | | | | | | | | | | | | | |
| TF1073A0 | | 1 | PZ | | | | | | | | | | | | | | | | | | | | | | | | | | | | | | | | | | | | | | | | | | | | | | | | | | | | | | | | | | | | | | | | | | | | | | | | | | | | | | | | | | | | | | | | | | | | | | | | | | |
| VE1550A0 | 5X3 MM NEODYMIUM MAGNET | 2 | PZ | | | | | | | | | | | | | | | | | | | | | | | | | | | | | | | | | | | | | | | | | | | | | | | | | | | | | | | | | | | | | | | | | | | | | | | | | | | | | | | | | | | | | | | | | | | | | | | | | | |
| VI1042A0 | SCREW M5X20 TCEI ZN | 1 | PZ | | | | | | | | | | | | | | | | | | | | | | | | | | | | | | | | | | | | | | | | | | | | | | | | | | | | | | | | | | | | | | | | | | | | | | | | | | | | | | | | | | | | | | | | | | | | | | | | | | |
| VI1074A0 | 4X16 SCREW FOR PLASTIC | 7 | PZ | | | | | | | | | | | | | | | | | | | | | | | | | | | | | | | | | | | | | | | | | | | | | | | | | | | | | | | | | | | | | | | | | | | | | | | | | | | | | | | | | | | | | | | | | | | | | | | | | | |
| VI1101A0 | M5X20 TSP-EI ST.STEEL DIN 7991 SCREW | 1 | PZ | | | | | | | | | | | | | | | | | | | | | | | | | | | | | | | | | | | | | | | | | | | | | | | | | | | | | | | | | | | | | | | | | | | | | | | | | | | | | | | | | | | | | | | | | | | | | | | | | | |
| VM2580A0 | | 1 | PZ | | | | | | | | | | | | | | | | | | | | | | | | | | | | | | | | | | | | | | | | | | | | | | | | | | | | | | | | | | | | | | | | | | | | | | | | | | | | | | | | | | | | | | | | | | | | | | | | | | |
| VM2581A0 | | 1 | PZ | | | | | | | | | | | | | | | | | | | | | | | | | | | | | | | | | | | | | | | | | | | | | | | | | | | | | | | | | | | | | | | | | | | | | | | | | | | | | | | | | | | | | | | | | | | | | | | | | | |
| VM2582A0 | | 1 | PZ | | | | | | | | | | | | | | | | | | | | | | | | | | | | | | | | | | | | | | | | | | | | | | | | | | | | | | | | | | | | | | | | | | | | | | | | | | | | | | | | | | | | | | | | | | | | | | | | | | |
| VM2583A0 | BIG PUSH-TO-CLO SE HANDLE PE | 1 | PZ | | | | | | | | | | | | | | | | | | | | | | | | | | | | | | | | | | | | | | | | | | | | | | | | | | | | | | | | | | | | | | | | | | | | | | | | | | | | | | | | | | | | | | | | | | | | | | | | | | |
| VM2584A0 | | 1 | PZ | | | | | | | | | | | | | | | | | | | | | | | | | | | | | | | | | | | | | | | | | | | | | | | | | | | | | | | | | | | | | | | | | | | | | | | | | | | | | | | | | | | | | | | | | | | | | | | | | | |
| VM2585B0 | BIG HANDLE COVER SUPPORT | 1 | PZ | | | | | | | | | | | | | | | | | | | | | | | | | | | | | | | | | | | | | | | | | | | | | | | | | | | | | | | | | | | | | | | | | | | | | | | | | | | | | | | | | | | | | | | | | | | | | | | | | | |
| VM2586A0 | | 2 | PZ | | | | | | | | | | | | | | | | | | | | | | | | | | | | | | | | | | | | | | | | | | | | | | | | | | | | | | | | | | | | | | | | | | | | | | | | | | | | | | | | | | | | | | | | | | | | | | | | | | |
| VM2587B0 | BIG OVEN PUSH-TO-CLO SE RIGHT HANDLE PIN | 1 | PZ | | | | | | | | | | | | | | | | | | | | | | | | | | | | | | | | | | | | | | | | | | | | | | | | | | | | | | | | | | | | | | | | | | | | | | | | | | | | | | | | | | | | | | | | | | | | | | | | | | |
| VM2615A0 | HANDLE FIXING COVER | 1 | PZ | | | | | | | | | | | | | | | | | | | | | | | | | | | | | | | | | | | | | | | | | | | | | | | | | | | | | | | | | | | | | | | | | | | | | | | | | | | | | | | | | | | | | | | | | | | | | | | | | | |





ASM2460A/0.D07 - External cover







ASM2460A/0.D07 - External cover








| COMPONENT | | | SPARE PART | | | | | | | | | | | | | | | | | | | | | | | | | | | | | | | | | | | | | | | | | | | | | | | | | | | | | | | | | | | | | | |
|-----------|--------------------------------|---|------------|--|---|--|-------------|-----|-----|----------|----------------------|---|----|----------|--------------|---|----|----------|--|-------|---|----------|---------------------------------|---|----|----------|-----------------------|---|----|----------|---------------------------------|---|----|----------|---------------------------------|---|----|----------|--------------------------------|---|----|----------|---------------------------------|---|----|----------|--------------------------------|---|---|----------|----------------------------|---|----|----------|----------------------------|---|----|----------|-----------------------|---|----|----------|---------------------|---|----|
| Code | Description | Image | Code | Description | Components list | | | | | | | | | | | | | | | | | | | | | | | | | | | | | | | | | | | | | | | | | | | | | | | | | | | | | | | | | | | | |
| RC1378A | HOSE CLAMP |  | KVE1135A | SERIES 5/5E VENTURI KIT | <table border="1"> <thead> <tr> <th>Code</th> <th>Description</th> <th>Qty</th> <th>UOM</th> </tr> </thead> <tbody> <tr> <td>GN1556A0</td> <td>MM VENTURI SEAL</td> <td>1</td> <td>PZ</td> </tr> <tr> <td>RC1378A0</td> <td>HOSE CLAMP</td> <td>2</td> <td>PZ</td> </tr> <tr> <td>TB1520A0</td> <td>INT. Ø=38 TH=4 DRAIN BLACK RUBBER PIPE</td> <td>0.050</td> <td>M</td> </tr> <tr> <td>VE1135A0</td> <td>220 V 50/60 HZ VENTURI ACTUATOR</td> <td>1</td> <td>PZ</td> </tr> <tr> <td>VI1032A0</td> <td>SCREW M4X16 TCB+ INOX</td> <td>1</td> <td>PZ</td> </tr> <tr> <td>VI1511A0</td> <td>STAINLESS STEEL WASHER 4.2X12X1</td> <td>2</td> <td>PZ</td> </tr> <tr> <td>VI1850A0</td> <td>M4X6 NICKEL PLATED FIXING SCREW</td> <td>2</td> <td>PZ</td> </tr> <tr> <td>VI1865A0</td> <td>5X10 TCB+ SELF-THREADING SCREW</td> <td>3</td> <td>PZ</td> </tr> <tr> <td>VI1965A0</td> <td>M4X6 CROSS-HEAD ST. STEEL SCREW</td> <td>2</td> <td>PZ</td> </tr> <tr> <td>VM1224A0</td> <td>65MY 220MM COLOURS SHRINK TUBE</td> <td>2</td> <td>M</td> </tr> <tr> <td>VM1565B0</td> <td>VENTURI LOWER COIL SUPPORT</td> <td>1</td> <td>PZ</td> </tr> <tr> <td>VM1566A0</td> <td>VENTURI UPPER COIL SUPPORT</td> <td>1</td> <td>PZ</td> </tr> <tr> <td>VM1567A0</td> <td>VENTURI LOWER BUSHING</td> <td>1</td> <td>PZ</td> </tr> <tr> <td>VM1568A0</td> <td>VENTURI PLATE SPACE</td> <td>1</td> <td>PZ</td> </tr> </tbody> </table> | Code | Description | Qty | UOM | GN1556A0 | MM VENTURI SEAL | 1 | PZ | RC1378A0 | HOSE CLAMP | 2 | PZ | TB1520A0 | INT. Ø=38 TH=4 DRAIN BLACK RUBBER PIPE | 0.050 | M | VE1135A0 | 220 V 50/60 HZ VENTURI ACTUATOR | 1 | PZ | VI1032A0 | SCREW M4X16 TCB+ INOX | 1 | PZ | VI1511A0 | STAINLESS STEEL WASHER 4.2X12X1 | 2 | PZ | VI1850A0 | M4X6 NICKEL PLATED FIXING SCREW | 2 | PZ | VI1865A0 | 5X10 TCB+ SELF-THREADING SCREW | 3 | PZ | VI1965A0 | M4X6 CROSS-HEAD ST. STEEL SCREW | 2 | PZ | VM1224A0 | 65MY 220MM COLOURS SHRINK TUBE | 2 | M | VM1565B0 | VENTURI LOWER COIL SUPPORT | 1 | PZ | VM1566A0 | VENTURI UPPER COIL SUPPORT | 1 | PZ | VM1567A0 | VENTURI LOWER BUSHING | 1 | PZ | VM1568A0 | VENTURI PLATE SPACE | 1 | PZ |
| | | | | | Code | Description | Qty | UOM | | | | | | | | | | | | | | | | | | | | | | | | | | | | | | | | | | | | | | | | | | | | | | | | | | | | | | | | | |
| | | | | | GN1556A0 | MM VENTURI SEAL | 1 | PZ | | | | | | | | | | | | | | | | | | | | | | | | | | | | | | | | | | | | | | | | | | | | | | | | | | | | | | | | | |
| | | | | | RC1378A0 | HOSE CLAMP | 2 | PZ | | | | | | | | | | | | | | | | | | | | | | | | | | | | | | | | | | | | | | | | | | | | | | | | | | | | | | | | | |
| | | | | | TB1520A0 | INT. Ø=38 TH=4 DRAIN BLACK RUBBER PIPE | 0.050 | M | | | | | | | | | | | | | | | | | | | | | | | | | | | | | | | | | | | | | | | | | | | | | | | | | | | | | | | | | |
| | | | | | VE1135A0 | 220 V 50/60 HZ VENTURI ACTUATOR | 1 | PZ | | | | | | | | | | | | | | | | | | | | | | | | | | | | | | | | | | | | | | | | | | | | | | | | | | | | | | | | | |
| | | | | | VI1032A0 | SCREW M4X16 TCB+ INOX | 1 | PZ | | | | | | | | | | | | | | | | | | | | | | | | | | | | | | | | | | | | | | | | | | | | | | | | | | | | | | | | | |
| | | | | | VI1511A0 | STAINLESS STEEL WASHER 4.2X12X1 | 2 | PZ | | | | | | | | | | | | | | | | | | | | | | | | | | | | | | | | | | | | | | | | | | | | | | | | | | | | | | | | | |
| | | | | | VI1850A0 | M4X6 NICKEL PLATED FIXING SCREW | 2 | PZ | | | | | | | | | | | | | | | | | | | | | | | | | | | | | | | | | | | | | | | | | | | | | | | | | | | | | | | | | |
| | | | | | VI1865A0 | 5X10 TCB+ SELF-THREADING SCREW | 3 | PZ | | | | | | | | | | | | | | | | | | | | | | | | | | | | | | | | | | | | | | | | | | | | | | | | | | | | | | | | | |
| | | | | | VI1965A0 | M4X6 CROSS-HEAD ST. STEEL SCREW | 2 | PZ | | | | | | | | | | | | | | | | | | | | | | | | | | | | | | | | | | | | | | | | | | | | | | | | | | | | | | | | | |
| | | | | | VM1224A0 | 65MY 220MM COLOURS SHRINK TUBE | 2 | M | | | | | | | | | | | | | | | | | | | | | | | | | | | | | | | | | | | | | | | | | | | | | | | | | | | | | | | | | |
| | | | | | VM1565B0 | VENTURI LOWER COIL SUPPORT | 1 | PZ | | | | | | | | | | | | | | | | | | | | | | | | | | | | | | | | | | | | | | | | | | | | | | | | | | | | | | | | | |
| | | | | | VM1566A0 | VENTURI UPPER COIL SUPPORT | 1 | PZ | | | | | | | | | | | | | | | | | | | | | | | | | | | | | | | | | | | | | | | | | | | | | | | | | | | | | | | | | |
| | | | | | VM1567A0 | VENTURI LOWER BUSHING | 1 | PZ | | | | | | | | | | | | | | | | | | | | | | | | | | | | | | | | | | | | | | | | | | | | | | | | | | | | | | | | | |
| VM1568A0 | VENTURI PLATE SPACE | 1 | PZ | | | | | | | | | | | | | | | | | | | | | | | | | | | | | | | | | | | | | | | | | | | | | | | | | | | | | | | | | | | | | | |
| GN1558A | EXHAUST SEAL |  | K0H7291A | GASKET AND SEALING DISC CHIMNEY KIT | <table border="1"> <thead> <tr> <th>Code</th> <th>Description</th> <th>Qty</th> <th>UOM</th> </tr> </thead> <tbody> <tr> <td>0H7291A0</td> <td>CHIMNEY HOLDING DISC</td> <td>1</td> <td>PZ</td> </tr> <tr> <td>GN1558A0</td> <td>EXHAUST SEAL</td> <td>1</td> <td>PZ</td> </tr> <tr> <td>VM1224A0</td> <td>65MY 220MM COLOURS SHRINK TUBE</td> <td>2</td> <td>M</td> </tr> </tbody> </table> | Code | Description | Qty | UOM | 0H7291A0 | CHIMNEY HOLDING DISC | 1 | PZ | GN1558A0 | EXHAUST SEAL | 1 | PZ | VM1224A0 | 65MY 220MM COLOURS SHRINK TUBE | 2 | M | | | | | | | | | | | | | | | | | | | | | | | | | | | | | | | | | | | | | | | | | | | | |
| | | | | | Code | Description | Qty | UOM | | | | | | | | | | | | | | | | | | | | | | | | | | | | | | | | | | | | | | | | | | | | | | | | | | | | | | | | | |
| | | | | | 0H7291A0 | CHIMNEY HOLDING DISC | 1 | PZ | | | | | | | | | | | | | | | | | | | | | | | | | | | | | | | | | | | | | | | | | | | | | | | | | | | | | | | | | |
| GN1558A0 | EXHAUST SEAL | 1 | PZ | | | | | | | | | | | | | | | | | | | | | | | | | | | | | | | | | | | | | | | | | | | | | | | | | | | | | | | | | | | | | | |
| VM1224A0 | 65MY 220MM COLOURS SHRINK TUBE | 2 | M | | | | | | | | | | | | | | | | | | | | | | | | | | | | | | | | | | | | | | | | | | | | | | | | | | | | | | | | | | | | | | |

| COMPONENT | | | SPARE PART | | | | | | | | | | | | | | | | | | | | | | | | | | | | | | | | | | | | | | |
|-----------|---------------------------------------|---|------------|---------------------------------------|--|------|-------------|-----|-----|----------|--------------------------------------|-------|----|----------|----------------------------|---|----|----------|-----------------------------------|-------|---|----------|--------------------------|---|----|----------|---------------------------------|---|----|----------|------------------------|---|----|----------|---------------------------------------|---|----|----------|----------------------------------|-------|---|
| Code | Description | Image | Code | Description | Components list | | | | | | | | | | | | | | | | | | | | | | | | | | | | | | | | | | | | |
| 0H7291A | CHIMNEY HOLDING DISC |  | K0H7291A | GASKET AND SEALING DISC CHIMNEY KIT | <table border="1"> <thead> <tr> <th>Code</th> <th>Description</th> <th>Qty</th> <th>UOM</th> </tr> </thead> <tbody> <tr> <td>0H7291A0</td> <td>CHIMNEY HOLDING DISC</td> <td>1</td> <td>PZ</td> </tr> <tr> <td>GN1558A0</td> <td>EXHAUST SEA</td> <td>1</td> <td>PZ</td> </tr> <tr> <td>VM1224A0</td> <td>65MY 220MM 2 COLOURS SHRINK TUBE</td> <td>0.200</td> <td>M</td> </tr> </tbody> </table> | Code | Description | Qty | UOM | 0H7291A0 | CHIMNEY HOLDING DISC | 1 | PZ | GN1558A0 | EXHAUST SEA | 1 | PZ | VM1224A0 | 65MY 220MM 2 COLOURS SHRINK TUBE | 0.200 | M | | | | | | | | | | | | | | | | | | | | |
| Code | Description | Qty | UOM | | | | | | | | | | | | | | | | | | | | | | | | | | | | | | | | | | | | | | |
| 0H7291A0 | CHIMNEY HOLDING DISC | 1 | PZ | | | | | | | | | | | | | | | | | | | | | | | | | | | | | | | | | | | | | | |
| GN1558A0 | EXHAUST SEA | 1 | PZ | | | | | | | | | | | | | | | | | | | | | | | | | | | | | | | | | | | | | | |
| VM1224A0 | 65MY 220MM 2 COLOURS SHRINK TUBE | 0.200 | M | | | | | | | | | | | | | | | | | | | | | | | | | | | | | | | | | | | | | | |
| VM1240A | NYLON SUPPORT CAP |  | KVM1240A | 4 PCS COUNTER BRACKET SUPPORT CAP KIT | <table border="1"> <thead> <tr> <th>Code</th> <th>Description</th> <th>Qty</th> <th>UOM</th> </tr> </thead> <tbody> <tr> <td>VM1224A0</td> <td>65MY 220MM 2 COLOURS SHRINK TUBE</td> <td>0.200</td> <td>M</td> </tr> <tr> <td>VM1240A0</td> <td>NYLON SUPPORT CAP</td> <td>4</td> <td>PZ</td> </tr> </tbody> </table> | Code | Description | Qty | UOM | VM1224A0 | 65MY 220MM 2 COLOURS SHRINK TUBE | 0.200 | M | VM1240A0 | NYLON SUPPORT CAP | 4 | PZ | | | | | | | | | | | | | | | | | | | | | | | | |
| Code | Description | Qty | UOM | | | | | | | | | | | | | | | | | | | | | | | | | | | | | | | | | | | | | | |
| VM1224A0 | 65MY 220MM 2 COLOURS SHRINK TUBE | 0.200 | M | | | | | | | | | | | | | | | | | | | | | | | | | | | | | | | | | | | | | | |
| VM1240A0 | NYLON SUPPORT CAP | 4 | PZ | | | | | | | | | | | | | | | | | | | | | | | | | | | | | | | | | | | | | | |
| VM2282A | MICROSWITCH SUPPORT COVER |  | KVM2282A | MICROSWITCH SUPPORT PLATE KI | <table border="1"> <thead> <tr> <th>Code</th> <th>Description</th> <th>Qty</th> <th>UOM</th> </tr> </thead> <tbody> <tr> <td>VM1224A0</td> <td>65MY 220MM 2 COLOURS SHRINK TUBE</td> <td>0.200</td> <td>M</td> </tr> <tr> <td>VM2282A0</td> <td>MICROSWITC H SUPPORT COVER</td> <td>1</td> <td>PZ</td> </tr> </tbody> </table> | Code | Description | Qty | UOM | VM1224A0 | 65MY 220MM 2 COLOURS SHRINK TUBE | 0.200 | M | VM2282A0 | MICROSWITC H SUPPORT COVER | 1 | PZ | | | | | | | | | | | | | | | | | | | | | | | | |
| Code | Description | Qty | UOM | | | | | | | | | | | | | | | | | | | | | | | | | | | | | | | | | | | | | | |
| VM1224A0 | 65MY 220MM 2 COLOURS SHRINK TUBE | 0.200 | M | | | | | | | | | | | | | | | | | | | | | | | | | | | | | | | | | | | | | | |
| VM2282A0 | MICROSWITC H SUPPORT COVER | 1 | PZ | | | | | | | | | | | | | | | | | | | | | | | | | | | | | | | | | | | | | | |
| VE1020B | MAGNET DOOR MICROSWITCH |  | KVE1020B | MICROSWITCH KIT | <table border="1"> <thead> <tr> <th>Code</th> <th>Description</th> <th>Qty</th> <th>UOM</th> </tr> </thead> <tbody> <tr> <td>CE1030A0</td> <td>FEMALE FASTON COVER 6.3X0.8 0.5-1MMQ</td> <td>2</td> <td>PZ</td> </tr> <tr> <td>CE1660A0</td> <td>6,3X0,8 FEMALE FASTON COVE</td> <td>2</td> <td>PZ</td> </tr> <tr> <td>CE1730A0</td> <td>PVC CABLE NP 2 X AWG22 STYLE 2095</td> <td>0.150</td> <td>M</td> </tr> <tr> <td>CE1740A0</td> <td>MINIFIT MALE END FITTING</td> <td>2</td> <td>PZ</td> </tr> <tr> <td>CE1745A0</td> <td>2 WAYS FEMALE MINIFIT CONNECTOR</td> <td>1</td> <td>PZ</td> </tr> <tr> <td>VE1020B0</td> <td>MAGNET DOOR MICROSWITC</td> <td>1</td> <td>PZ</td> </tr> <tr> <td>VE1030A1</td> <td>MAGNET FOR DOOR MICROSWITC H D=22.9MM</td> <td>1</td> <td>PZ</td> </tr> <tr> <td>VM1224A0</td> <td>65MY 220MM 2 COLOURS SHRINK TUBE</td> <td>0.250</td> <td>M</td> </tr> </tbody> </table> | Code | Description | Qty | UOM | CE1030A0 | FEMALE FASTON COVER 6.3X0.8 0.5-1MMQ | 2 | PZ | CE1660A0 | 6,3X0,8 FEMALE FASTON COVE | 2 | PZ | CE1730A0 | PVC CABLE NP 2 X AWG22 STYLE 2095 | 0.150 | M | CE1740A0 | MINIFIT MALE END FITTING | 2 | PZ | CE1745A0 | 2 WAYS FEMALE MINIFIT CONNECTOR | 1 | PZ | VE1020B0 | MAGNET DOOR MICROSWITC | 1 | PZ | VE1030A1 | MAGNET FOR DOOR MICROSWITC H D=22.9MM | 1 | PZ | VM1224A0 | 65MY 220MM 2 COLOURS SHRINK TUBE | 0.250 | M |
| Code | Description | Qty | UOM | | | | | | | | | | | | | | | | | | | | | | | | | | | | | | | | | | | | | | |
| CE1030A0 | FEMALE FASTON COVER 6.3X0.8 0.5-1MMQ | 2 | PZ | | | | | | | | | | | | | | | | | | | | | | | | | | | | | | | | | | | | | | |
| CE1660A0 | 6,3X0,8 FEMALE FASTON COVE | 2 | PZ | | | | | | | | | | | | | | | | | | | | | | | | | | | | | | | | | | | | | | |
| CE1730A0 | PVC CABLE NP 2 X AWG22 STYLE 2095 | 0.150 | M | | | | | | | | | | | | | | | | | | | | | | | | | | | | | | | | | | | | | | |
| CE1740A0 | MINIFIT MALE END FITTING | 2 | PZ | | | | | | | | | | | | | | | | | | | | | | | | | | | | | | | | | | | | | | |
| CE1745A0 | 2 WAYS FEMALE MINIFIT CONNECTOR | 1 | PZ | | | | | | | | | | | | | | | | | | | | | | | | | | | | | | | | | | | | | | |
| VE1020B0 | MAGNET DOOR MICROSWITC | 1 | PZ | | | | | | | | | | | | | | | | | | | | | | | | | | | | | | | | | | | | | | |
| VE1030A1 | MAGNET FOR DOOR MICROSWITC H D=22.9MM | 1 | PZ | | | | | | | | | | | | | | | | | | | | | | | | | | | | | | | | | | | | | | |
| VM1224A0 | 65MY 220MM 2 COLOURS SHRINK TUBE | 0.250 | M | | | | | | | | | | | | | | | | | | | | | | | | | | | | | | | | | | | | | | |










| COMPONENT | | | SPARE PART | | | | | | | | | | | | | | | | | | | | | | | | | | |
|-----------|--|---|------------|--------------------------------------|---|------|-------------|-----|-----|-----------|--|-------|----|----------|-----------------------------------|---|----|----------|---------------------------|---|----|----------|---------------------------------|---|----|----------|---------------------------------|---|----|
| Code | Description | Image | Code | Description | Components list | | | | | | | | | | | | | | | | | | | | | | | | |
| 0H2170A | XEVL REINFORCING BAR |  | 0H2170A0 | XEVL REINFORCING BAR | | | | | | | | | | | | | | | | | | | | | | | | | |
| 0H2171A | FAN SUPPORT PLAT |  | 0H2171A1 | FAN SUPPORT PLAT | | | | | | | | | | | | | | | | | | | | | | | | | |
| MT1015A | |  | KMT1015A | DECK OVEN FAN MOTOR KIT | <table border="1"> <thead> <tr> <th>Code</th> <th>Description</th> <th>Qty</th> <th>UOM</th> </tr> </thead> <tbody> <tr> <td>IP1385A1</td> <td>CORNER POLYSTYRENE PACKING 110X80X2000</td> <td>0.430</td> <td>M</td> </tr> <tr> <td>MT1015A0</td> <td>CENTRIFUGAL FAN DECK TO</td> <td>1</td> <td>PZ</td> </tr> <tr> <td>MT1015A1</td> <td></td> <td>1</td> <td>PZ</td> </tr> </tbody> </table> | Code | Description | Qty | UOM | IP1385A1 | CORNER POLYSTYRENE PACKING 110X80X2000 | 0.430 | M | MT1015A0 | CENTRIFUGAL FAN DECK TO | 1 | PZ | MT1015A1 | | 1 | PZ | | | | | | | | |
| Code | Description | Qty | UOM | | | | | | | | | | | | | | | | | | | | | | | | | | |
| IP1385A1 | CORNER POLYSTYRENE PACKING 110X80X2000 | 0.430 | M | | | | | | | | | | | | | | | | | | | | | | | | | | |
| MT1015A0 | CENTRIFUGAL FAN DECK TO | 1 | PZ | | | | | | | | | | | | | | | | | | | | | | | | | | |
| MT1015A1 | | 1 | PZ | | | | | | | | | | | | | | | | | | | | | | | | | | |
| VN1165A | 230VAC 50/60HZ COOLING DOWN FA |  | KVN1165A | S.5E ADVANCE/MM 230V COOLING FAN KIT | <table border="1"> <thead> <tr> <th>Code</th> <th>Description</th> <th>Qty</th> <th>UOM</th> </tr> </thead> <tbody> <tr> <td>MOV0017A0</td> <td>HOOD RING GASKET GN1110A2</td> <td>0.100</td> <td>PZ</td> </tr> <tr> <td>V11099A0</td> <td>SELF-DRILLING SCREW 4.8X13 TCB+ Z</td> <td>4</td> <td>PZ</td> </tr> <tr> <td>VM1555A2</td> <td>CT BT COOLING FAN SUPPORT</td> <td>1</td> <td>PZ</td> </tr> <tr> <td>VN1165A0</td> <td>230VAC 50/60HZ COOLING DOWN FAN</td> <td>1</td> <td>PZ</td> </tr> <tr> <td>VN1165A0</td> <td>230VAC 50/60HZ COOLING DOWN FAN</td> <td>1</td> <td>PZ</td> </tr> </tbody> </table> | Code | Description | Qty | UOM | MOV0017A0 | HOOD RING GASKET GN1110A2 | 0.100 | PZ | V11099A0 | SELF-DRILLING SCREW 4.8X13 TCB+ Z | 4 | PZ | VM1555A2 | CT BT COOLING FAN SUPPORT | 1 | PZ | VN1165A0 | 230VAC 50/60HZ COOLING DOWN FAN | 1 | PZ | VN1165A0 | 230VAC 50/60HZ COOLING DOWN FAN | 1 | PZ |
| Code | Description | Qty | UOM | | | | | | | | | | | | | | | | | | | | | | | | | | |
| MOV0017A0 | HOOD RING GASKET GN1110A2 | 0.100 | PZ | | | | | | | | | | | | | | | | | | | | | | | | | | |
| V11099A0 | SELF-DRILLING SCREW 4.8X13 TCB+ Z | 4 | PZ | | | | | | | | | | | | | | | | | | | | | | | | | | |
| VM1555A2 | CT BT COOLING FAN SUPPORT | 1 | PZ | | | | | | | | | | | | | | | | | | | | | | | | | | |
| VN1165A0 | 230VAC 50/60HZ COOLING DOWN FAN | 1 | PZ | | | | | | | | | | | | | | | | | | | | | | | | | | |
| VN1165A0 | 230VAC 50/60HZ COOLING DOWN FAN | 1 | PZ | | | | | | | | | | | | | | | | | | | | | | | | | | |








| COMPONENT | | | SPARE PART | | |
|-----------|--|---|------------|--|-----------------|
| Code | Description | Image | Code | Description | Components list |
| 0H2178A | XEVL-20XX COOLING DOWN SLIDE |  | 0H2178A0 | XEVL-20XX COOLING DOWN SLIDE | |
| GN0063A | |  | GN0063A0 | | |
| 0H2177A | XEVL-20XX COOLING FAN HOLDER |  | 0H2177A0 | XEVL-20XX COOLING FAN HOLDER | |
| 0H2179A | XEVL-20XX VENTILATION BOX RIGHT PARTITIO |  | 0H2179A0 | XEVL-20XX VENTILATION BOX RIGHT PARTITIO | |
| 0H2180A | XEVL-20XX VENTILATION BOX LEFT PARTITION |  | 0H2180A0 | XEVL-20XX VENTILATION BOX LEFT PARTITION | |



| COMPONENT | | | SPARE PART | | | | | | | | | | | | | | | | | | | | | | | | | | | | | | | | | | | | | | |
|-----------|---------------------------------------|---|------------|---------------------------------------|--|------|-------------|-----|-----|----------|--------------------------------------|-------|----|----------|----------------------------|---|----|----------|-----------------------------------|-------|---|----------|--------------------------|---|----|----------|---------------------------------|---|----|----------|------------------------|---|----|----------|---------------------------------------|---|----|----------|----------------------------------|-------|---|
| Code | Description | Image | Code | Description | Components list | | | | | | | | | | | | | | | | | | | | | | | | | | | | | | | | | | | | |
| VM1240A | NYLON SUPPORT CAP |  | KVM1240A | 4 PCS COUNTER BRACKET SUPPORT CAP KIT | <table border="1"> <thead> <tr> <th>Code</th> <th>Description</th> <th>Qty</th> <th>UOM</th> </tr> </thead> <tbody> <tr> <td>VM1224A0</td> <td>65MY 220MM 2 COLOURS SHRINK TUBE</td> <td>0.200</td> <td>M</td> </tr> <tr> <td>VM1240A0</td> <td>NYLON SUPPORT CAP</td> <td>4</td> <td>PZ</td> </tr> </tbody> </table> | Code | Description | Qty | UOM | VM1224A0 | 65MY 220MM 2 COLOURS SHRINK TUBE | 0.200 | M | VM1240A0 | NYLON SUPPORT CAP | 4 | PZ | | | | | | | | | | | | | | | | | | | | | | | | |
| Code | Description | Qty | UOM | | | | | | | | | | | | | | | | | | | | | | | | | | | | | | | | | | | | | | |
| VM1224A0 | 65MY 220MM 2 COLOURS SHRINK TUBE | 0.200 | M | | | | | | | | | | | | | | | | | | | | | | | | | | | | | | | | | | | | | | |
| VM1240A0 | NYLON SUPPORT CAP | 4 | PZ | | | | | | | | | | | | | | | | | | | | | | | | | | | | | | | | | | | | | | |
| VE1020B | MAGNET DOOR MICROSWITCH |  | KVE1020B | MICROSWITCH KIT | <table border="1"> <thead> <tr> <th>Code</th> <th>Description</th> <th>Qty</th> <th>UOM</th> </tr> </thead> <tbody> <tr> <td>CE1030A0</td> <td>FEMALE FASTON COVER 6.3X0.8 0.5-1MMQ</td> <td>2</td> <td>PZ</td> </tr> <tr> <td>CE1660A0</td> <td>6.3X0.8 FEMALE FASTON COVE</td> <td>2</td> <td>PZ</td> </tr> <tr> <td>CE1730A0</td> <td>PVC CABLE NP 2 X AWG22 STYLE 2095</td> <td>0.150</td> <td>M</td> </tr> <tr> <td>CE1740A0</td> <td>MINIFIT MALE END FITTING</td> <td>2</td> <td>PZ</td> </tr> <tr> <td>CE1745A0</td> <td>2 WAYS FEMALE MINIFIT CONNECTOR</td> <td>1</td> <td>PZ</td> </tr> <tr> <td>VE1020B0</td> <td>MAGNET DOOR MICROSWITC</td> <td>1</td> <td>PZ</td> </tr> <tr> <td>VE1030A1</td> <td>MAGNET FOR DOOR MICROSWITC H D=22.9MM</td> <td>1</td> <td>PZ</td> </tr> <tr> <td>VM1224A0</td> <td>65MY 220MM 2 COLOURS SHRINK TUBE</td> <td>0.250</td> <td>M</td> </tr> </tbody> </table> | Code | Description | Qty | UOM | CE1030A0 | FEMALE FASTON COVER 6.3X0.8 0.5-1MMQ | 2 | PZ | CE1660A0 | 6.3X0.8 FEMALE FASTON COVE | 2 | PZ | CE1730A0 | PVC CABLE NP 2 X AWG22 STYLE 2095 | 0.150 | M | CE1740A0 | MINIFIT MALE END FITTING | 2 | PZ | CE1745A0 | 2 WAYS FEMALE MINIFIT CONNECTOR | 1 | PZ | VE1020B0 | MAGNET DOOR MICROSWITC | 1 | PZ | VE1030A1 | MAGNET FOR DOOR MICROSWITC H D=22.9MM | 1 | PZ | VM1224A0 | 65MY 220MM 2 COLOURS SHRINK TUBE | 0.250 | M |
| Code | Description | Qty | UOM | | | | | | | | | | | | | | | | | | | | | | | | | | | | | | | | | | | | | | |
| CE1030A0 | FEMALE FASTON COVER 6.3X0.8 0.5-1MMQ | 2 | PZ | | | | | | | | | | | | | | | | | | | | | | | | | | | | | | | | | | | | | | |
| CE1660A0 | 6.3X0.8 FEMALE FASTON COVE | 2 | PZ | | | | | | | | | | | | | | | | | | | | | | | | | | | | | | | | | | | | | | |
| CE1730A0 | PVC CABLE NP 2 X AWG22 STYLE 2095 | 0.150 | M | | | | | | | | | | | | | | | | | | | | | | | | | | | | | | | | | | | | | | |
| CE1740A0 | MINIFIT MALE END FITTING | 2 | PZ | | | | | | | | | | | | | | | | | | | | | | | | | | | | | | | | | | | | | | |
| CE1745A0 | 2 WAYS FEMALE MINIFIT CONNECTOR | 1 | PZ | | | | | | | | | | | | | | | | | | | | | | | | | | | | | | | | | | | | | | |
| VE1020B0 | MAGNET DOOR MICROSWITC | 1 | PZ | | | | | | | | | | | | | | | | | | | | | | | | | | | | | | | | | | | | | | |
| VE1030A1 | MAGNET FOR DOOR MICROSWITC H D=22.9MM | 1 | PZ | | | | | | | | | | | | | | | | | | | | | | | | | | | | | | | | | | | | | | |
| VM1224A0 | 65MY 220MM 2 COLOURS SHRINK TUBE | 0.250 | M | | | | | | | | | | | | | | | | | | | | | | | | | | | | | | | | | | | | | | |
| 0H2016A | XEVL-20XX DOOR LATCH COUNTER BRACKET |  | 0H2016A0 | XEVL-20XX DOOR LATCH COUNTER BRACKET | | | | | | | | | | | | | | | | | | | | | | | | | | | | | | | | | | | | | |

| COMPONENT | | | SPARE PART | | | | | | | | | | | | | | | | | | | | | | | | | | | | | | | | | | | | | | | | | | |
|-----------|---|---|------------|---|---|------|-------------|-----|-----|----------|------------|-------|----|----------|--|-------|----|----------|--------------------------------------|---|----|----------|---|---|----|----------|---|---|----|----------|--|-------|---|----------|--|---|----|----------|--------------------------------|---|----|----------|--|---|----|
| Code | Description | Image | Code | Description | Components list | | | | | | | | | | | | | | | | | | | | | | | | | | | | | | | | | | | | | | | | |
| VI1088A | M5X30 TCEI ST.STEEL DIN 912 SCREW |  | VI1088A0 | M5X30 TCEI ST.STEEL DIN 912 SCREW | | | | | | | | | | | | | | | | | | | | | | | | | | | | | | | | | | | | | | | | | |
| MG1097A | BIG-L PUSH-TO-CLOSE LATCH |  | KMG1097A | BIG-L PUSH-TO-CLOSE LATCH KIT | <table border="1"> <thead> <tr> <th>Code</th> <th>Description</th> <th>Qty</th> <th>UOM</th> </tr> </thead> <tbody> <tr> <td>MG1097A0</td> <td></td> <td>1</td> <td>PZ</td> </tr> <tr> <td>MG1097A1</td> <td>BIG-L PUSH-TO-CLO SE LATCH</td> <td>1</td> <td>PZ</td> </tr> <tr> <td>ML1010A0</td> <td></td> <td>4</td> <td>PZ</td> </tr> <tr> <td>VI1074A0</td> <td>4X16 SCREW FOR PLASTIC</td> <td>2</td> <td>PZ</td> </tr> <tr> <td>VI1088A0</td> <td>M5X30 TCEI ST.STEEL DIN 912 SCREW</td> <td>6</td> <td>PZ</td> </tr> <tr> <td>VM1224A0</td> <td>65MY 220MM 2 COLOURS SHRINK TUBE</td> <td>0.250</td> <td>M</td> </tr> <tr> <td>VM1348A0</td> <td></td> <td>1</td> <td>PZ</td> </tr> <tr> <td>VM2588B0</td> <td>BIG PUSH-TO-CLO SE LATCH</td> <td>2</td> <td>PZ</td> </tr> <tr> <td>VM2589B0</td> <td></td> <td>2</td> <td>PZ</td> </tr> </tbody> </table> | Code | Description | Qty | UOM | MG1097A0 | | 1 | PZ | MG1097A1 | BIG-L PUSH-TO-CLO SE LATCH | 1 | PZ | ML1010A0 | | 4 | PZ | VI1074A0 | 4X16 SCREW FOR PLASTIC | 2 | PZ | VI1088A0 | M5X30 TCEI ST.STEEL DIN 912 SCREW | 6 | PZ | VM1224A0 | 65MY 220MM 2 COLOURS SHRINK TUBE | 0.250 | M | VM1348A0 | | 1 | PZ | VM2588B0 | BIG PUSH-TO-CLO SE LATCH | 2 | PZ | VM2589B0 | | 2 | PZ |
| Code | Description | Qty | UOM | | | | | | | | | | | | | | | | | | | | | | | | | | | | | | | | | | | | | | | | | | |
| MG1097A0 | | 1 | PZ | | | | | | | | | | | | | | | | | | | | | | | | | | | | | | | | | | | | | | | | | | |
| MG1097A1 | BIG-L PUSH-TO-CLO SE LATCH | 1 | PZ | | | | | | | | | | | | | | | | | | | | | | | | | | | | | | | | | | | | | | | | | | |
| ML1010A0 | | 4 | PZ | | | | | | | | | | | | | | | | | | | | | | | | | | | | | | | | | | | | | | | | | | |
| VI1074A0 | 4X16 SCREW FOR PLASTIC | 2 | PZ | | | | | | | | | | | | | | | | | | | | | | | | | | | | | | | | | | | | | | | | | | |
| VI1088A0 | M5X30 TCEI ST.STEEL DIN 912 SCREW | 6 | PZ | | | | | | | | | | | | | | | | | | | | | | | | | | | | | | | | | | | | | | | | | | |
| VM1224A0 | 65MY 220MM 2 COLOURS SHRINK TUBE | 0.250 | M | | | | | | | | | | | | | | | | | | | | | | | | | | | | | | | | | | | | | | | | | | |
| VM1348A0 | | 1 | PZ | | | | | | | | | | | | | | | | | | | | | | | | | | | | | | | | | | | | | | | | | | |
| VM2588B0 | BIG PUSH-TO-CLO SE LATCH | 2 | PZ | | | | | | | | | | | | | | | | | | | | | | | | | | | | | | | | | | | | | | | | | | |
| VM2589B0 | | 2 | PZ | | | | | | | | | | | | | | | | | | | | | | | | | | | | | | | | | | | | | | | | | | |
| GN0064A | |  | GN0064A0 | | | | | | | | | | | | | | | | | | | | | | | | | | | | | | | | | | | | | | | | | | |
| GN1673A | |  | KG1673A | BIG-L DOOR GASKET KIT | <table border="1"> <thead> <tr> <th>Code</th> <th>Description</th> <th>Qty</th> <th>UOM</th> </tr> </thead> <tbody> <tr> <td>GN1613A0</td> <td>DOOR GASKE</td> <td>4.360</td> <td>M</td> </tr> <tr> <td>VM1224A0</td> <td>65MY 220MM 2 COLOURS SHRINK TUBE</td> <td>0.450</td> <td>M</td> </tr> <tr> <td>VM1227A0</td> <td>GN1613 GASKET JUNCTION PLUG</td> <td>1</td> <td>PZ</td> </tr> <tr> <td>VM2277A0</td> <td>DOOR SEAL KIT INTERNAL CONNECTION</td> <td>1</td> <td>PZ</td> </tr> </tbody> </table> | Code | Description | Qty | UOM | GN1613A0 | DOOR GASKE | 4.360 | M | VM1224A0 | 65MY 220MM 2 COLOURS SHRINK TUBE | 0.450 | M | VM1227A0 | GN1613 GASKET JUNCTION PLUG | 1 | PZ | VM2277A0 | DOOR SEAL KIT INTERNAL CONNECTION | 1 | PZ | | | | | | | | | | | | | | | | | | | | |
| Code | Description | Qty | UOM | | | | | | | | | | | | | | | | | | | | | | | | | | | | | | | | | | | | | | | | | | |
| GN1613A0 | DOOR GASKE | 4.360 | M | | | | | | | | | | | | | | | | | | | | | | | | | | | | | | | | | | | | | | | | | | |
| VM1224A0 | 65MY 220MM 2 COLOURS SHRINK TUBE | 0.450 | M | | | | | | | | | | | | | | | | | | | | | | | | | | | | | | | | | | | | | | | | | | |
| VM1227A0 | GN1613 GASKET JUNCTION PLUG | 1 | PZ | | | | | | | | | | | | | | | | | | | | | | | | | | | | | | | | | | | | | | | | | | |
| VM2277A0 | DOOR SEAL KIT INTERNAL CONNECTION | 1 | PZ | | | | | | | | | | | | | | | | | | | | | | | | | | | | | | | | | | | | | | | | | | |







| COMPONENT | | | SPARE PART | | | | | | | | | | | | | | | | | | |
|-----------|---|---|------------|---|--|------|-------------|-----|-----|----------|---|---|----|----------|---|---|---|----------|--------------------------|-------|---|
| Code | Description | Image | Code | Description | Components list | | | | | | | | | | | | | | | | |
| TB2684A | |  | TB2684A0 | | | | | | | | | | | | | | | | | | |
| TB2685A | |  | KTB1000A | EPDM BLACK TUBE TB1520A 2MT KIT | <table border="1"> <thead> <tr> <th>Code</th> <th>Description</th> <th>Qty</th> <th>UOM</th> </tr> </thead> <tbody> <tr> <td>RC1055A0</td> <td>Ø25-40 H12 STAINLESS STEEL PIPE CLIP</td> <td>2</td> <td>PZ</td> </tr> <tr> <td>TB1520A0</td> <td>INT. Ø=38 TH=4 DRAIN BLACK RUBBER PIPE</td> <td>2</td> <td>M</td> </tr> <tr> <td>VM1059A1</td> <td>HEAT SHRINK FILM H800</td> <td>1.500</td> <td>M</td> </tr> </tbody> </table> | Code | Description | Qty | UOM | RC1055A0 | Ø25-40 H12 STAINLESS STEEL PIPE CLIP | 2 | PZ | TB1520A0 | INT. Ø=38 TH=4 DRAIN BLACK RUBBER PIPE | 2 | M | VM1059A1 | HEAT SHRINK FILM H800 | 1.500 | M |
| Code | Description | Qty | UOM | | | | | | | | | | | | | | | | | | |
| RC1055A0 | Ø25-40 H12 STAINLESS STEEL PIPE CLIP | 2 | PZ | | | | | | | | | | | | | | | | | | |
| TB1520A0 | INT. Ø=38 TH=4 DRAIN BLACK RUBBER PIPE | 2 | M | | | | | | | | | | | | | | | | | | |
| VM1059A1 | HEAT SHRINK FILM H800 | 1.500 | M | | | | | | | | | | | | | | | | | | |
| 0F1550A | XEVL-20XX EXTERNAL UPPER BACK PLATE |  | 0F1550A0 | XEVL-20XX EXTERNAL UPPER BACK PLATE | | | | | | | | | | | | | | | | | |
| 0F1551A | XEVL-20XX EXTERNAL LOWER BACK PLATE |  | 0F1551A0 | XEVL-20XX EXTERNAL LOWER BACK PLATE | | | | | | | | | | | | | | | | | |
| 0H8085B | XEVL-20XX CENTRIFUGAL COVER |  | 0H8085B0 | XEVL-20XX CENTRIFUGAL COVER | | | | | | | | | | | | | | | | | |







| COMPONENT | | | SPARE PART | | | | | | | | | | | | | | | | | | | | | | |
|-----------|--------------------------------------|---|------------|--|---|---|-------------|-----|-----|----------|---|-------|----|----------|------------------------------------|-------|----|----------|--------------------------------------|---|----|----------|--------------------------------|-------|---|
| Code | Description | Image | Code | Description | Components list | | | | | | | | | | | | | | | | | | | | |
| SB1016A | 3L DETERGENT TAN |  | KSB1016A | DETERGENT TANK 3L KIT | <table border="1"> <thead> <tr> <th>Code</th> <th>Description</th> <th>Qty</th> <th>UOM</th> </tr> </thead> <tbody> <tr> <td>IP1385A1</td> <td>CORNER POLYSTYREN E PACKING 110X80X2000</td> <td>1.200</td> <td>M</td> </tr> <tr> <td>IP1410A0</td> <td>POLYSTYREN E PACKING TO PROTECT</td> <td>2</td> <td>PZ</td> </tr> <tr> <td>SB1016A0</td> <td>3L DETERGENT TANK</td> <td>1</td> <td>PZ</td> </tr> <tr> <td>VM1059A1</td> <td>HEAT SHRINK FILM H800</td> <td>1.200</td> <td>M</td> </tr> </tbody> </table> | Code | Description | Qty | UOM | IP1385A1 | CORNER POLYSTYREN E PACKING 110X80X2000 | 1.200 | M | IP1410A0 | POLYSTYREN E PACKING TO PROTECT | 2 | PZ | SB1016A0 | 3L DETERGENT TANK | 1 | PZ | VM1059A1 | HEAT SHRINK FILM H800 | 1.200 | M |
| | | | | | Code | Description | Qty | UOM | | | | | | | | | | | | | | | | | |
| | | | | | IP1385A1 | CORNER POLYSTYREN E PACKING 110X80X2000 | 1.200 | M | | | | | | | | | | | | | | | | | |
| | | | | | IP1410A0 | POLYSTYREN E PACKING TO PROTECT | 2 | PZ | | | | | | | | | | | | | | | | | |
| SB1016A0 | 3L DETERGENT TANK | 1 | PZ | | | | | | | | | | | | | | | | | | | | | | |
| VM1059A1 | HEAT SHRINK FILM H800 | 1.200 | M | | | | | | | | | | | | | | | | | | | | | | |
| VM1414A | XEVL-BIG DETERGENT TANK FRAME |  | VM1414A0 | XEVL-BIG DETERGENT TANK FRAME | | | | | | | | | | | | | | | | | | | | | |
| VL1086A | LIMESCALE REMOVER NEODYMIUM MAGNET |  | KVL1086A | NEODYMIUM MAGNET ANTI-LIMESCALE KI | <table border="1"> <thead> <tr> <th>Code</th> <th>Description</th> <th>Qty</th> <th>UOM</th> </tr> </thead> <tbody> <tr> <td>VL1086A0</td> <td>LIMESCALE REMOVER NEODYMIUM MAGNET</td> <td>2</td> <td>PZ</td> </tr> <tr> <td>VM1224A0</td> <td>65MY 220MM COLOURS SHRINK TUBE</td> <td>0.200</td> <td>M</td> </tr> </tbody> </table> | Code | Description | Qty | UOM | VL1086A0 | LIMESCALE REMOVER NEODYMIUM MAGNET | 2 | PZ | VM1224A0 | 65MY 220MM COLOURS SHRINK TUBE | 0.200 | M | | | | | | | | |
| | | | | | Code | Description | Qty | UOM | | | | | | | | | | | | | | | | | |
| VL1086A0 | LIMESCALE REMOVER NEODYMIUM MAGNET | 2 | PZ | | | | | | | | | | | | | | | | | | | | | | |
| VM1224A0 | 65MY 220MM COLOURS SHRINK TUBE | 0.200 | M | | | | | | | | | | | | | | | | | | | | | | |
| VL1096A | 2PCS T-SHAPED FIT-D6-D10 HOLD-MAGNET |  | KVL1096A | T - SHAPED FIT-D6-D10 HOLD-2 MAGNETS KIT | <table border="1"> <thead> <tr> <th>Code</th> <th>Description</th> <th>Qty</th> <th>UOM</th> </tr> </thead> <tbody> <tr> <td>RC1018A0</td> <td>ZINC PLATED D12 ELASTIC CLAMP</td> <td>2</td> <td>PZ</td> </tr> <tr> <td>VL1086A0</td> <td>LIMESCALE REMOVER NEODYMIUM MAGNET</td> <td>2</td> <td>PZ</td> </tr> <tr> <td>VL1096A1</td> <td>2PCS T-SHAPED FIT-D6-D10 HOLD-MAGNET</td> <td>1</td> <td>PZ</td> </tr> <tr> <td>VM1224A0</td> <td>65MY 220MM COLOURS SHRINK TUBE</td> <td>0.200</td> <td>M</td> </tr> </tbody> </table> | Code | Description | Qty | UOM | RC1018A0 | ZINC PLATED D12 ELASTIC CLAMP | 2 | PZ | VL1086A0 | LIMESCALE REMOVER NEODYMIUM MAGNET | 2 | PZ | VL1096A1 | 2PCS T-SHAPED FIT-D6-D10 HOLD-MAGNET | 1 | PZ | VM1224A0 | 65MY 220MM COLOURS SHRINK TUBE | 0.200 | M |
| Code | Description | Qty | UOM | | | | | | | | | | | | | | | | | | | | | | |
| RC1018A0 | ZINC PLATED D12 ELASTIC CLAMP | 2 | PZ | | | | | | | | | | | | | | | | | | | | | | |
| VL1086A0 | LIMESCALE REMOVER NEODYMIUM MAGNET | 2 | PZ | | | | | | | | | | | | | | | | | | | | | | |
| VL1096A1 | 2PCS T-SHAPED FIT-D6-D10 HOLD-MAGNET | 1 | PZ | | | | | | | | | | | | | | | | | | | | | | |
| VM1224A0 | 65MY 220MM COLOURS SHRINK TUBE | 0.200 | M | | | | | | | | | | | | | | | | | | | | | | |






| COMPONENT | | | SPARE PART | | | | | | | | | | | | | | | | | | | | | | | | | | | | | | | | | | | | | | | | | | | |
|-----------|--|--|------------|--|---|------|-------------|---------------------------------|-----|----------|---|--------------------------|----|----------|--|--|----|----------|--|--|----|----|----------|--------------------------------------|---|----|----------|--|---|----|----------|--|---|----|----------|--------------------------|---|----|----------|--|---|----|----------|---|---|----|
| Code | Description | Image | Code | Description | Components list | | | | | | | | | | | | | | | | | | | | | | | | | | | | | | | | | | | | | | | | | |
| VM1054A | H7.8 PRESSURE REDUCER RING NUT |  | KVM1054A | H7.8 PRESSURE REDUCER DIAL KIT | <table border="1"> <thead> <tr> <th>Code</th> <th>Description</th> <th>Qty</th> <th>UOM</th> </tr> </thead> <tbody> <tr> <td>VM1054A0</td> <td>H7.8 PRESSURE REDUCER RING NUT</td> <td>1</td> <td>PZ</td> </tr> <tr> <td>VM1224A0</td> <td>65MY 220MM 2 COLOURS SHRINK TUBE</td> <td>0.200</td> <td>M</td> </tr> </tbody> </table> | Code | Description | Qty | UOM | VM1054A0 | H7.8 PRESSURE REDUCER RING NUT | 1 | PZ | VM1224A0 | 65MY 220MM 2 COLOURS SHRINK TUBE | 0.200 | M | | | | | | | | | | | | | | | | | | | | | | | | | | | | | |
| | | | Code | Description | Qty | UOM | | | | | | | | | | | | | | | | | | | | | | | | | | | | | | | | | | | | | | | | |
| VM1054A0 | H7.8 PRESSURE REDUCER RING NUT | 1 | PZ | | | | | | | | | | | | | | | | | | | | | | | | | | | | | | | | | | | | | | | | | | | |
| VM1224A0 | 65MY 220MM 2 COLOURS SHRINK TUBE | 0.200 | M | | | | | | | | | | | | | | | | | | | | | | | | | | | | | | | | | | | | | | | | | | | |
| KVL1117A | EUR MM 2016+LMT FILTER+PRESS. RED. KIT | <table border="1"> <thead> <tr> <th>Code</th> <th>Description</th> <th>Qty</th> <th>UOM</th> </tr> </thead> <tbody> <tr> <td>0H7472A1</td> <td>DISTRIBUTOR SUPPORT PLATE</td> <td>1</td> <td>PZ</td> </tr> <tr> <td>RC1004A0</td> <td>Ø10-Ø8-8 Y CONNECTION</td> <td>1</td> <td>PZ</td> </tr> <tr> <td>RC1243A0</td> <td>Ø10F-Ø10M ELBOW CONNECTION + JG END KIT</td> <td>1</td> <td>PZ</td> </tr> <tr> <td>RC1372A0</td> <td>Ø10M-1/4 M CIL. STRAIGHT FITTING</td> <td>2</td> <td>PZ</td> </tr> <tr> <td>VI1220A1</td> <td>4,2X12 TCB SELF-TAPPIN G SCREW</td> <td>4</td> <td>PZ</td> </tr> <tr> <td>VL1014B1</td> <td>PRESSURE REDUCER WITH DISTRIBUTOR</td> <td>1</td> <td>PZ</td> </tr> <tr> <td>VL1014B2</td> <td>PRESSURE REDUCER WITH DISTRIBUTOR</td> <td>1</td> <td>PZ</td> </tr> <tr> <td>VL1034C0</td> <td>MESH WATER FILTER D10</td> <td>1</td> <td>PZ</td> </tr> <tr> <td>VL1062C0</td> <td>PRESSURE REDUCER-FIL TER LOCKING FORK</td> <td>1</td> <td>PZ</td> </tr> <tr> <td>VM1054A0</td> <td>H7.8 PRESSURE REDUCER RING NUT</td> <td>1</td> <td>PZ</td> </tr> </tbody> </table> | Code | Description | Qty | UOM | 0H7472A1 | DISTRIBUTOR SUPPORT PLATE | 1 | PZ | RC1004A0 | Ø10-Ø8-8 Y CONNECTION | 1 | PZ | RC1243A0 | Ø10F-Ø10M ELBOW CONNECTION + JG END KIT | 1 | PZ | RC1372A0 | Ø10M-1/4 M CIL. STRAIGHT FITTING | 2 | PZ | VI1220A1 | 4,2X12 TCB SELF-TAPPIN G SCREW | 4 | PZ | VL1014B1 | PRESSURE REDUCER WITH DISTRIBUTOR | 1 | PZ | VL1014B2 | PRESSURE REDUCER WITH DISTRIBUTOR | 1 | PZ | VL1034C0 | MESH WATER FILTER D10 | 1 | PZ | VL1062C0 | PRESSURE REDUCER-FIL TER LOCKING FORK | 1 | PZ | VM1054A0 | H7.8 PRESSURE REDUCER RING NUT | 1 | PZ |
| Code | Description | Qty | UOM | | | | | | | | | | | | | | | | | | | | | | | | | | | | | | | | | | | | | | | | | | | |
| 0H7472A1 | DISTRIBUTOR SUPPORT PLATE | 1 | PZ | | | | | | | | | | | | | | | | | | | | | | | | | | | | | | | | | | | | | | | | | | | |
| RC1004A0 | Ø10-Ø8-8 Y CONNECTION | 1 | PZ | | | | | | | | | | | | | | | | | | | | | | | | | | | | | | | | | | | | | | | | | | | |
| RC1243A0 | Ø10F-Ø10M ELBOW CONNECTION + JG END KIT | 1 | PZ | | | | | | | | | | | | | | | | | | | | | | | | | | | | | | | | | | | | | | | | | | | |
| RC1372A0 | Ø10M-1/4 M CIL. STRAIGHT FITTING | 2 | PZ | | | | | | | | | | | | | | | | | | | | | | | | | | | | | | | | | | | | | | | | | | | |
| VI1220A1 | 4,2X12 TCB SELF-TAPPIN G SCREW | 4 | PZ | | | | | | | | | | | | | | | | | | | | | | | | | | | | | | | | | | | | | | | | | | | |
| VL1014B1 | PRESSURE REDUCER WITH DISTRIBUTOR | 1 | PZ | | | | | | | | | | | | | | | | | | | | | | | | | | | | | | | | | | | | | | | | | | | |
| VL1014B2 | PRESSURE REDUCER WITH DISTRIBUTOR | 1 | PZ | | | | | | | | | | | | | | | | | | | | | | | | | | | | | | | | | | | | | | | | | | | |
| VL1034C0 | MESH WATER FILTER D10 | 1 | PZ | | | | | | | | | | | | | | | | | | | | | | | | | | | | | | | | | | | | | | | | | | | |
| VL1062C0 | PRESSURE REDUCER-FIL TER LOCKING FORK | 1 | PZ | | | | | | | | | | | | | | | | | | | | | | | | | | | | | | | | | | | | | | | | | | | |
| VM1054A0 | H7.8 PRESSURE REDUCER RING NUT | 1 | PZ | | | | | | | | | | | | | | | | | | | | | | | | | | | | | | | | | | | | | | | | | | | |
| RC1396A | JG D10-1/4 STRAIGHT END FITTING |  | KVL0014B | EUR 2017 MIND.MAPS PRESSURE REDUCER KIT | <table border="1"> <thead> <tr> <th>Code</th> <th>Description</th> <th>Qty</th> <th>UOM</th> </tr> </thead> <tbody> <tr> <td>RC1372A0</td> <td>Ø10M-1/4 M CIL. STRAIGHT FITTING</td> <td>1</td> <td>PZ</td> </tr> <tr> <td>RC1396A0</td> <td>JG D10-1/4 STRAIGHT END FITTING</td> <td>1</td> <td>PZ</td> </tr> <tr> <td>VL1014B1</td> <td>PRESSURE REDUCER WITH DISTRIBUTOR</td> <td>1</td> <td>PZ</td> </tr> </tbody> </table> | Code | Description | Qty | UOM | RC1372A0 | Ø10M-1/4 M CIL. STRAIGHT FITTING | 1 | PZ | RC1396A0 | JG D10-1/4 STRAIGHT END FITTING | 1 | PZ | VL1014B1 | PRESSURE REDUCER WITH DISTRIBUTOR | 1 | PZ | | | | | | | | | | | | | | | | | | | | | | | | | |
| Code | Description | Qty | UOM | | | | | | | | | | | | | | | | | | | | | | | | | | | | | | | | | | | | | | | | | | | |
| RC1372A0 | Ø10M-1/4 M CIL. STRAIGHT FITTING | 1 | PZ | | | | | | | | | | | | | | | | | | | | | | | | | | | | | | | | | | | | | | | | | | | |
| RC1396A0 | JG D10-1/4 STRAIGHT END FITTING | 1 | PZ | | | | | | | | | | | | | | | | | | | | | | | | | | | | | | | | | | | | | | | | | | | |
| VL1014B1 | PRESSURE REDUCER WITH DISTRIBUTOR | 1 | PZ | | | | | | | | | | | | | | | | | | | | | | | | | | | | | | | | | | | | | | | | | | | |


| COMPONENT | | | SPARE PART | | | | | | | | | | | | | | | | | | | | | | | | | | | | | | | | | | | | | | | | | | | | | | | | | | | | | | | | | | |
|-----------|--|--|---|--|--|------|-------------|-----|-----|----------|--|---|----|----------|--|---|----|----------|--|---|----|----------|---|---|----|------|-------------|-----|-----|----------|--|---|----|----------|---------------------------------------|---|----|----------|--|---|----|----------|--|---|----|----------|---|---|----|------|-------------|-----|-----|----------|--|---|----|----------|--|---|----|
| Code | Description | Image | Code | Description | Components list | | | | | | | | | | | | | | | | | | | | | | | | | | | | | | | | | | | | | | | | | | | | | | | | | | | | | | | | |
| RC1396A | JG D10-1/4 STRAIGHT END FITTING |  | KVL0014B | EUR 2017 MIND.MAPS PRESSURE REDUCER KIT | <table border="1"> <thead> <tr> <th>Code</th> <th>Description</th> <th>Qty</th> <th>UOM</th> </tr> </thead> <tbody> <tr> <td>VL1014B2</td> <td>PRESSURE REDUCER WITH DISTRIBUTOR</td> <td>1</td> <td>PZ</td> </tr> <tr> <td>VM1054A0</td> <td>H7.8 PRESSURE REDUCER RING NUT</td> <td>1</td> <td>PZ</td> </tr> </tbody> </table> | Code | Description | Qty | UOM | VL1014B2 | PRESSURE REDUCER WITH DISTRIBUTOR | 1 | PZ | VM1054A0 | H7.8 PRESSURE REDUCER RING NUT | 1 | PZ | | | | | | | | | | | | | | | | | | | | | | | | | | | | | | | | | | | | | | | | | | | | |
| Code | Description | Qty | UOM | | | | | | | | | | | | | | | | | | | | | | | | | | | | | | | | | | | | | | | | | | | | | | | | | | | | | | | | | | |
| VL1014B2 | PRESSURE REDUCER WITH DISTRIBUTOR | 1 | PZ | | | | | | | | | | | | | | | | | | | | | | | | | | | | | | | | | | | | | | | | | | | | | | | | | | | | | | | | | | |
| VM1054A0 | H7.8 PRESSURE REDUCER RING NUT | 1 | PZ | | | | | | | | | | | | | | | | | | | | | | | | | | | | | | | | | | | | | | | | | | | | | | | | | | | | | | | | | | |
| VL1014B | PRESSURE REDUCER WITH DISTRIBUTOR |  | <p>KVL0020A</p> <p>KVL0014B</p> <p>KVL0014A</p> | <p>PRESS. REDUCER 03-05XX=OCT18 / MM=MAR19</p> <p>EUR 2017 MIND.MAPS PRESSURE REDUCER KIT</p> <p>EUR MIND.MAPS PRESSURE REDUCER KIT 2016</p> | <table border="1"> <thead> <tr> <th>Code</th> <th>Description</th> <th>Qty</th> <th>UOM</th> </tr> </thead> <tbody> <tr> <td>RC1396A0</td> <td>JG D10-1/4 STRAIGHT END FITTING</td> <td>2</td> <td>PZ</td> </tr> <tr> <td>VL1014B1</td> <td>PRESSURE REDUCER WITH DISTRIBUTOR</td> <td>1</td> <td>PZ</td> </tr> <tr> <td>VL1014B2</td> <td>PRESSURE REDUCER WITH DISTRIBUTOR</td> <td>1</td> <td>PZ</td> </tr> <tr> <td>VM1054A0</td> <td>H7.8 PRESSURE REDUCER RING NUT</td> <td>1</td> <td>PZ</td> </tr> </tbody> </table> <table border="1"> <thead> <tr> <th>Code</th> <th>Description</th> <th>Qty</th> <th>UOM</th> </tr> </thead> <tbody> <tr> <td>RC1372A0</td> <td>Ø10M-1/4 M CIL. STRAIGHT FITTING</td> <td>1</td> <td>PZ</td> </tr> <tr> <td>RC1396A0</td> <td>JG D10-1/4 STRAIGHT END FITTING</td> <td>1</td> <td>PZ</td> </tr> <tr> <td>VL1014B1</td> <td>PRESSURE REDUCER WITH DISTRIBUTOR</td> <td>1</td> <td>PZ</td> </tr> <tr> <td>VL1014B2</td> <td>PRESSURE REDUCER WITH DISTRIBUTOR</td> <td>1</td> <td>PZ</td> </tr> <tr> <td>VM1054A0</td> <td>H7.8 PRESSURE REDUCER RING NUT</td> <td>1</td> <td>PZ</td> </tr> </tbody> </table> <table border="1"> <thead> <tr> <th>Code</th> <th>Description</th> <th>Qty</th> <th>UOM</th> </tr> </thead> <tbody> <tr> <td>RC1372A0</td> <td>Ø10M-1/4 M CIL. STRAIGHT FITTING</td> <td>2</td> <td>PZ</td> </tr> <tr> <td>VL1014B1</td> <td>PRESSURE REDUCER WITH DISTRIBUTOR</td> <td>1</td> <td>PZ</td> </tr> </tbody> </table> | Code | Description | Qty | UOM | RC1396A0 | JG D10-1/4 STRAIGHT END FITTING | 2 | PZ | VL1014B1 | PRESSURE REDUCER WITH DISTRIBUTOR | 1 | PZ | VL1014B2 | PRESSURE REDUCER WITH DISTRIBUTOR | 1 | PZ | VM1054A0 | H7.8 PRESSURE REDUCER RING NUT | 1 | PZ | Code | Description | Qty | UOM | RC1372A0 | Ø10M-1/4 M CIL. STRAIGHT FITTING | 1 | PZ | RC1396A0 | JG D10-1/4 STRAIGHT END FITTING | 1 | PZ | VL1014B1 | PRESSURE REDUCER WITH DISTRIBUTOR | 1 | PZ | VL1014B2 | PRESSURE REDUCER WITH DISTRIBUTOR | 1 | PZ | VM1054A0 | H7.8 PRESSURE REDUCER RING NUT | 1 | PZ | Code | Description | Qty | UOM | RC1372A0 | Ø10M-1/4 M CIL. STRAIGHT FITTING | 2 | PZ | VL1014B1 | PRESSURE REDUCER WITH DISTRIBUTOR | 1 | PZ |
| Code | Description | Qty | UOM | | | | | | | | | | | | | | | | | | | | | | | | | | | | | | | | | | | | | | | | | | | | | | | | | | | | | | | | | | |
| RC1396A0 | JG D10-1/4 STRAIGHT END FITTING | 2 | PZ | | | | | | | | | | | | | | | | | | | | | | | | | | | | | | | | | | | | | | | | | | | | | | | | | | | | | | | | | | |
| VL1014B1 | PRESSURE REDUCER WITH DISTRIBUTOR | 1 | PZ | | | | | | | | | | | | | | | | | | | | | | | | | | | | | | | | | | | | | | | | | | | | | | | | | | | | | | | | | | |
| VL1014B2 | PRESSURE REDUCER WITH DISTRIBUTOR | 1 | PZ | | | | | | | | | | | | | | | | | | | | | | | | | | | | | | | | | | | | | | | | | | | | | | | | | | | | | | | | | | |
| VM1054A0 | H7.8 PRESSURE REDUCER RING NUT | 1 | PZ | | | | | | | | | | | | | | | | | | | | | | | | | | | | | | | | | | | | | | | | | | | | | | | | | | | | | | | | | | |
| Code | Description | Qty | UOM | | | | | | | | | | | | | | | | | | | | | | | | | | | | | | | | | | | | | | | | | | | | | | | | | | | | | | | | | | |
| RC1372A0 | Ø10M-1/4 M CIL. STRAIGHT FITTING | 1 | PZ | | | | | | | | | | | | | | | | | | | | | | | | | | | | | | | | | | | | | | | | | | | | | | | | | | | | | | | | | | |
| RC1396A0 | JG D10-1/4 STRAIGHT END FITTING | 1 | PZ | | | | | | | | | | | | | | | | | | | | | | | | | | | | | | | | | | | | | | | | | | | | | | | | | | | | | | | | | | |
| VL1014B1 | PRESSURE REDUCER WITH DISTRIBUTOR | 1 | PZ | | | | | | | | | | | | | | | | | | | | | | | | | | | | | | | | | | | | | | | | | | | | | | | | | | | | | | | | | | |
| VL1014B2 | PRESSURE REDUCER WITH DISTRIBUTOR | 1 | PZ | | | | | | | | | | | | | | | | | | | | | | | | | | | | | | | | | | | | | | | | | | | | | | | | | | | | | | | | | | |
| VM1054A0 | H7.8 PRESSURE REDUCER RING NUT | 1 | PZ | | | | | | | | | | | | | | | | | | | | | | | | | | | | | | | | | | | | | | | | | | | | | | | | | | | | | | | | | | |
| Code | Description | Qty | UOM | | | | | | | | | | | | | | | | | | | | | | | | | | | | | | | | | | | | | | | | | | | | | | | | | | | | | | | | | | |
| RC1372A0 | Ø10M-1/4 M CIL. STRAIGHT FITTING | 2 | PZ | | | | | | | | | | | | | | | | | | | | | | | | | | | | | | | | | | | | | | | | | | | | | | | | | | | | | | | | | | |
| VL1014B1 | PRESSURE REDUCER WITH DISTRIBUTOR | 1 | PZ | | | | | | | | | | | | | | | | | | | | | | | | | | | | | | | | | | | | | | | | | | | | | | | | | | | | | | | | | | |

| COMPONENT | | | SPARE PART | | | | | | | | | | | | | | | | | | | | | | | | | | | | | | | | | | | | | | | | | | | | | | |
|-----------|---|---|------------|---|--|------|-------------|--------------------------------------|-----|----------|-----------------------------------|-----------------------------------|----|----------|--------------------------------|-----------------------------------|----|----------|---|---|----|----------|----------------------------------|---|----|----------|-------------------------------|---|----|----------|-----------------------------------|---|----|----------|-----------------------------------|---|----|----------|-----------------------|---|----|----------|--------------------------------------|---|----|----------|--------------------------------|---|----|
| Code | Description | Image | Code | Description | Components list | | | | | | | | | | | | | | | | | | | | | | | | | | | | | | | | | | | | | | | | | | | | |
| VL1014B | PRESSURE REDUCER WITH DISTRIBUTOR |  | KVL0014A | EUR MIND.MAPS PRESSURE REDUCER KIT 2016 | <table border="1"> <thead> <tr> <th>Code</th> <th>Description</th> <th>Qty</th> <th>UOM</th> </tr> </thead> <tbody> <tr> <td>VL1014B2</td> <td>PRESSURE REDUCER WITH DISTRIBUTOR</td> <td>1</td> <td>PZ</td> </tr> <tr> <td>VM1054A0</td> <td>H7.8 PRESSURE REDUCER RING NUT</td> <td>1</td> <td>PZ</td> </tr> </tbody> </table> | Code | Description | Qty | UOM | VL1014B2 | PRESSURE REDUCER WITH DISTRIBUTOR | 1 | PZ | VM1054A0 | H7.8 PRESSURE REDUCER RING NUT | 1 | PZ | | | | | | | | | | | | | | | | | | | | | | | | | | | | | | | | |
| | | | Code | Description | Qty | UOM | | | | | | | | | | | | | | | | | | | | | | | | | | | | | | | | | | | | | | | | | | | |
| VL1014B2 | PRESSURE REDUCER WITH DISTRIBUTOR | 1 | PZ | | | | | | | | | | | | | | | | | | | | | | | | | | | | | | | | | | | | | | | | | | | | | | |
| VM1054A0 | H7.8 PRESSURE REDUCER RING NUT | 1 | PZ | | | | | | | | | | | | | | | | | | | | | | | | | | | | | | | | | | | | | | | | | | | | | | |
| KVL0010A | S.4 - 5 WATER PRESSURE REDUCER KIT | <table border="1"> <thead> <tr> <th>Code</th> <th>Description</th> <th>Qty</th> <th>UOM</th> </tr> </thead> <tbody> <tr> <td>EL1210A0</td> <td>D8-BSP1/4 JG STRAIGHT END CONNECTION</td> <td>2</td> <td>PZ</td> </tr> <tr> <td>VL1014B1</td> <td>PRESSURE REDUCER WITH DISTRIBUTOR</td> <td>1</td> <td>PZ</td> </tr> <tr> <td>VL1014B2</td> <td>PRESSURE REDUCER WITH DISTRIBUTOR</td> <td>1</td> <td>PZ</td> </tr> </tbody> </table> | Code | Description | Qty | UOM | EL1210A0 | D8-BSP1/4 JG STRAIGHT END CONNECTION | 2 | PZ | VL1014B1 | PRESSURE REDUCER WITH DISTRIBUTOR | 1 | PZ | VL1014B2 | PRESSURE REDUCER WITH DISTRIBUTOR | 1 | PZ | | | | | | | | | | | | | | | | | | | | | | | | | | | | | | | |
| Code | Description | Qty | UOM | | | | | | | | | | | | | | | | | | | | | | | | | | | | | | | | | | | | | | | | | | | | | | |
| EL1210A0 | D8-BSP1/4 JG STRAIGHT END CONNECTION | 2 | PZ | | | | | | | | | | | | | | | | | | | | | | | | | | | | | | | | | | | | | | | | | | | | | | |
| VL1014B1 | PRESSURE REDUCER WITH DISTRIBUTOR | 1 | PZ | | | | | | | | | | | | | | | | | | | | | | | | | | | | | | | | | | | | | | | | | | | | | | |
| VL1014B2 | PRESSURE REDUCER WITH DISTRIBUTOR | 1 | PZ | | | | | | | | | | | | | | | | | | | | | | | | | | | | | | | | | | | | | | | | | | | | | | |
| RC1243A | Ø10F-Ø10M ELBOW CONNECTION + JG END KIT |  | KVL1117A | EUR MM 2016+LMT FILTER+PRESS. RED. KIT | <table border="1"> <thead> <tr> <th>Code</th> <th>Description</th> <th>Qty</th> <th>UOM</th> </tr> </thead> <tbody> <tr> <td>0H7472A1</td> <td>DISTRIBUTOR SUPPORT PLATE</td> <td>1</td> <td>PZ</td> </tr> <tr> <td>RC1004A0</td> <td>Ø10-Ø8-8 Y CONNECTION</td> <td>1</td> <td>PZ</td> </tr> <tr> <td>RC1243A0</td> <td>Ø10F-Ø10M ELBOW CONNECTION + JG END KIT</td> <td>1</td> <td>PZ</td> </tr> <tr> <td>RC1372A0</td> <td>Ø10M-1/4 M CIL. STRAIGHT FITTING</td> <td>2</td> <td>PZ</td> </tr> <tr> <td>VI1220A1</td> <td>4,2X12 TCB SELF-TAPPING SCREW</td> <td>4</td> <td>PZ</td> </tr> <tr> <td>VL1014B1</td> <td>PRESSURE REDUCER WITH DISTRIBUTOR</td> <td>1</td> <td>PZ</td> </tr> <tr> <td>VL1014B2</td> <td>PRESSURE REDUCER WITH DISTRIBUTOR</td> <td>1</td> <td>PZ</td> </tr> <tr> <td>VL1034C0</td> <td>MESH WATER FILTER D10</td> <td>1</td> <td>PZ</td> </tr> <tr> <td>VL1062C0</td> <td>PRESSURE REDUCER-FILTER LOCKING FORK</td> <td>1</td> <td>PZ</td> </tr> <tr> <td>VM1054A0</td> <td>H7.8 PRESSURE REDUCER RING NUT</td> <td>1</td> <td>PZ</td> </tr> </tbody> </table> | Code | Description | Qty | UOM | 0H7472A1 | DISTRIBUTOR SUPPORT PLATE | 1 | PZ | RC1004A0 | Ø10-Ø8-8 Y CONNECTION | 1 | PZ | RC1243A0 | Ø10F-Ø10M ELBOW CONNECTION + JG END KIT | 1 | PZ | RC1372A0 | Ø10M-1/4 M CIL. STRAIGHT FITTING | 2 | PZ | VI1220A1 | 4,2X12 TCB SELF-TAPPING SCREW | 4 | PZ | VL1014B1 | PRESSURE REDUCER WITH DISTRIBUTOR | 1 | PZ | VL1014B2 | PRESSURE REDUCER WITH DISTRIBUTOR | 1 | PZ | VL1034C0 | MESH WATER FILTER D10 | 1 | PZ | VL1062C0 | PRESSURE REDUCER-FILTER LOCKING FORK | 1 | PZ | VM1054A0 | H7.8 PRESSURE REDUCER RING NUT | 1 | PZ |
| | | | Code | Description | Qty | UOM | | | | | | | | | | | | | | | | | | | | | | | | | | | | | | | | | | | | | | | | | | | |
| | | | 0H7472A1 | DISTRIBUTOR SUPPORT PLATE | 1 | PZ | | | | | | | | | | | | | | | | | | | | | | | | | | | | | | | | | | | | | | | | | | | |
| | | | RC1004A0 | Ø10-Ø8-8 Y CONNECTION | 1 | PZ | | | | | | | | | | | | | | | | | | | | | | | | | | | | | | | | | | | | | | | | | | | |
| | | | RC1243A0 | Ø10F-Ø10M ELBOW CONNECTION + JG END KIT | 1 | PZ | | | | | | | | | | | | | | | | | | | | | | | | | | | | | | | | | | | | | | | | | | | |
| | | | RC1372A0 | Ø10M-1/4 M CIL. STRAIGHT FITTING | 2 | PZ | | | | | | | | | | | | | | | | | | | | | | | | | | | | | | | | | | | | | | | | | | | |
| | | | VI1220A1 | 4,2X12 TCB SELF-TAPPING SCREW | 4 | PZ | | | | | | | | | | | | | | | | | | | | | | | | | | | | | | | | | | | | | | | | | | | |
| | | | VL1014B1 | PRESSURE REDUCER WITH DISTRIBUTOR | 1 | PZ | | | | | | | | | | | | | | | | | | | | | | | | | | | | | | | | | | | | | | | | | | | |
| | | | VL1014B2 | PRESSURE REDUCER WITH DISTRIBUTOR | 1 | PZ | | | | | | | | | | | | | | | | | | | | | | | | | | | | | | | | | | | | | | | | | | | |
| | | | VL1034C0 | MESH WATER FILTER D10 | 1 | PZ | | | | | | | | | | | | | | | | | | | | | | | | | | | | | | | | | | | | | | | | | | | |
| | | | VL1062C0 | PRESSURE REDUCER-FILTER LOCKING FORK | 1 | PZ | | | | | | | | | | | | | | | | | | | | | | | | | | | | | | | | | | | | | | | | | | | |
| VM1054A0 | H7.8 PRESSURE REDUCER RING NUT | 1 | PZ | | | | | | | | | | | | | | | | | | | | | | | | | | | | | | | | | | | | | | | | | | | | | | |

| COMPONENT | | | SPARE PART | | | | | | | | | | | | | | |
|-----------|---|---|------------|--|--|------|-------------|-----|-----|----------|---|----|----|----------|----------------------------------|-------|---|
| Code | Description | Image | Code | Description | Components list | | | | | | | | | | | | |
| RC1243A | Ø10F-Ø10M ELBOW CONNECTION + JG END KIT |  | KRC1243A | Ø10F-Ø10M ELBOW CONN + JG END 10 PCS KIT | <table border="1"> <thead> <tr> <th>Code</th> <th>Description</th> <th>Qty</th> <th>UOM</th> </tr> </thead> <tbody> <tr> <td>RC1243A0</td> <td>Ø10F-Ø10M ELBOW CONNECTION + JG END KIT</td> <td>10</td> <td>PZ</td> </tr> <tr> <td>VM1224A0</td> <td>65MY 220MM 2 COLOURS SHRINK TUBE</td> <td>0.200</td> <td>M</td> </tr> </tbody> </table> | Code | Description | Qty | UOM | RC1243A0 | Ø10F-Ø10M ELBOW CONNECTION + JG END KIT | 10 | PZ | VM1224A0 | 65MY 220MM 2 COLOURS SHRINK TUBE | 0.200 | M |
| Code | Description | Qty | UOM | | | | | | | | | | | | | | |
| RC1243A0 | Ø10F-Ø10M ELBOW CONNECTION + JG END KIT | 10 | PZ | | | | | | | | | | | | | | |
| VM1224A0 | 65MY 220MM 2 COLOURS SHRINK TUBE | 0.200 | M | | | | | | | | | | | | | | |
| VL1135A | 3/4-JG10 CONNECTOR + FILTER AND NRV |  | KVL1135A | 3/4-JG10 FITTING WITH FILTER AND VNR KIT | <table border="1"> <thead> <tr> <th>Code</th> <th>Description</th> <th>Qty</th> <th>UOM</th> </tr> </thead> <tbody> <tr> <td>VL1135A0</td> <td>3/4-JG10 CONNECTOR + FILTER AND NRV</td> <td>1</td> <td>PZ</td> </tr> <tr> <td>VM1224A0</td> <td>65MY 220MM 2 COLOURS SHRINK TUBE</td> <td>0.150</td> <td>M</td> </tr> </tbody> </table> | Code | Description | Qty | UOM | VL1135A0 | 3/4-JG10 CONNECTOR + FILTER AND NRV | 1 | PZ | VM1224A0 | 65MY 220MM 2 COLOURS SHRINK TUBE | 0.150 | M |
| Code | Description | Qty | UOM | | | | | | | | | | | | | | |
| VL1135A0 | 3/4-JG10 CONNECTOR + FILTER AND NRV | 1 | PZ | | | | | | | | | | | | | | |
| VM1224A0 | 65MY 220MM 2 COLOURS SHRINK TUBE | 0.150 | M | | | | | | | | | | | | | | |
| TB2699A | |  | TB2699A0 | | | | | | | | | | | | | | |
| 0H2173A | XEVL PRESSURE REDUCER HOLDER |  | 0H2173A0 | XEVL PRESSURE REDUCER HOLDER | | | | | | | | | | | | | |
| 0D2486B | XEVL-2011 RIGHT OPENING LEFT SIDE |  | 0D2486B0 | XEVL-2011 RIGHT OPENING LEFT SIDE | | | | | | | | | | | | | |











| COMPONENT | | | SPARE PART | | |
|-----------|---------------------------------------|---|------------|---------------------------------------|-----------------|
| Code | Description | Image | Code | Description | Components list |
| 0D2488B | |  | 0D2488B0 | | |
| ASM2466A | Support |  | ASM2466A0 | Support | |
| VM1405A | XEVL BRACKET COVER |  | VM1405A0 | XEVL BRACKET COVER | |
| 0H8031A | BIG UPPER BRACKET COVER |  | 0H8031A0 | BIG UPPER BRACKET COVER | |
| VM2562A | BIG PLATE UPPER BRACKET COVER SUPPORT |  | VM2562A0 | BIG PLATE UPPER BRACKET COVER SUPPORT | |




| COMPONENT | | | SPARE PART | | | | | | | | | | | | | | | | | | | | | | | | | | | | | | | | | | | | | | | | | | |
|-----------|--|---|------------|-----------------------------------|--|------|-------------|-----|-----|----------|-------------------------|---|----|----------|-----------------------------|----|----|----------|--|-------|----|----------|---------------------------------|---|----|----------|---------------------------|---|----|----------|---------------------------------|---|----|----------|----------------------------------|-------|---|----------|------------------------------|---|----|----------|---------------------------------------|---|----|
| Code | Description | Image | Code | Description | Components list | | | | | | | | | | | | | | | | | | | | | | | | | | | | | | | | | | | | | | | | |
| VM2561A | BIG RIGHT DOOR UPPER BRACKET |  | KVM2561A | BIG-L RIGHT DOOR UPPER BRACKET KI | <table border="1"> <thead> <tr> <th>Code</th> <th>Description</th> <th>Qty</th> <th>UOM</th> </tr> </thead> <tbody> <tr> <td>0H8031A0</td> <td>BIG UPPER BRACKET COVER</td> <td>1</td> <td>PZ</td> </tr> <tr> <td>SL1155A1</td> <td>LOCTITE BICOMPONENT SILICON</td> <td>10</td> <td>ML</td> </tr> <tr> <td>VI1081A0</td> <td>M6X25 STAINLESS STEEL SCREW</td> <td>6</td> <td>PZ</td> </tr> <tr> <td>VI1111A1</td> <td>ST.STEEL TSIC M6X12 SCREW</td> <td>6</td> <td>PZ</td> </tr> <tr> <td>VI1113A0</td> <td>ST.STEEL TCEI M6X12 SCREW</td> <td>6</td> <td>PZ</td> </tr> <tr> <td>VI1521A0</td> <td>STAINLESS STEEL WASHER D=6 6592</td> <td>6</td> <td>PZ</td> </tr> <tr> <td>VM1224A0</td> <td>65MY 220MM 2 COLOURS SHRINK TUBE</td> <td>0.300</td> <td>M</td> </tr> <tr> <td>VM2561A0</td> <td>BIG RIGHT DOOR UPPER BRACKET</td> <td>1</td> <td>PZ</td> </tr> <tr> <td>VM2562A0</td> <td>BIG PLATE UPPER BRACKET COVER SUPPORT</td> <td>1</td> <td>PZ</td> </tr> </tbody> </table> | Code | Description | Qty | UOM | 0H8031A0 | BIG UPPER BRACKET COVER | 1 | PZ | SL1155A1 | LOCTITE BICOMPONENT SILICON | 10 | ML | VI1081A0 | M6X25 STAINLESS STEEL SCREW | 6 | PZ | VI1111A1 | ST.STEEL TSIC M6X12 SCREW | 6 | PZ | VI1113A0 | ST.STEEL TCEI M6X12 SCREW | 6 | PZ | VI1521A0 | STAINLESS STEEL WASHER D=6 6592 | 6 | PZ | VM1224A0 | 65MY 220MM 2 COLOURS SHRINK TUBE | 0.300 | M | VM2561A0 | BIG RIGHT DOOR UPPER BRACKET | 1 | PZ | VM2562A0 | BIG PLATE UPPER BRACKET COVER SUPPORT | 1 | PZ |
| Code | Description | Qty | UOM | | | | | | | | | | | | | | | | | | | | | | | | | | | | | | | | | | | | | | | | | | |
| 0H8031A0 | BIG UPPER BRACKET COVER | 1 | PZ | | | | | | | | | | | | | | | | | | | | | | | | | | | | | | | | | | | | | | | | | | |
| SL1155A1 | LOCTITE BICOMPONENT SILICON | 10 | ML | | | | | | | | | | | | | | | | | | | | | | | | | | | | | | | | | | | | | | | | | | |
| VI1081A0 | M6X25 STAINLESS STEEL SCREW | 6 | PZ | | | | | | | | | | | | | | | | | | | | | | | | | | | | | | | | | | | | | | | | | | |
| VI1111A1 | ST.STEEL TSIC M6X12 SCREW | 6 | PZ | | | | | | | | | | | | | | | | | | | | | | | | | | | | | | | | | | | | | | | | | | |
| VI1113A0 | ST.STEEL TCEI M6X12 SCREW | 6 | PZ | | | | | | | | | | | | | | | | | | | | | | | | | | | | | | | | | | | | | | | | | | |
| VI1521A0 | STAINLESS STEEL WASHER D=6 6592 | 6 | PZ | | | | | | | | | | | | | | | | | | | | | | | | | | | | | | | | | | | | | | | | | | |
| VM1224A0 | 65MY 220MM 2 COLOURS SHRINK TUBE | 0.300 | M | | | | | | | | | | | | | | | | | | | | | | | | | | | | | | | | | | | | | | | | | | |
| VM2561A0 | BIG RIGHT DOOR UPPER BRACKET | 1 | PZ | | | | | | | | | | | | | | | | | | | | | | | | | | | | | | | | | | | | | | | | | | |
| VM2562A0 | BIG PLATE UPPER BRACKET COVER SUPPORT | 1 | PZ | | | | | | | | | | | | | | | | | | | | | | | | | | | | | | | | | | | | | | | | | | |
| VI1113A | ST.STEEL TCEI M6X12 SCREW |  | VI1113A0 | ST.STEEL TCEI M6X12 SCREW | | | | | | | | | | | | | | | | | | | | | | | | | | | | | | | | | | | | | | | | | |
| RC1378A | HOSE CLAMP |  | KVE1135A | SERIES 5/5E VENTURI KIT | <table border="1"> <thead> <tr> <th>Code</th> <th>Description</th> <th>Qty</th> <th>UOM</th> </tr> </thead> <tbody> <tr> <td>GN1556A0</td> <td>MM VENTURI SEAL</td> <td>1</td> <td>PZ</td> </tr> <tr> <td>RC1378A0</td> <td>HOSE CLAMP</td> <td>2</td> <td>PZ</td> </tr> <tr> <td>TB1520A0</td> <td>INT. Ø=38 TH=4 DRAIN BLACK RUBBER PIPE</td> <td>0.050</td> <td>M</td> </tr> <tr> <td>VE1135A0</td> <td>220 V 50/60 HZ VENTURI ACTUATOR</td> <td>1</td> <td>PZ</td> </tr> <tr> <td>VI1032A0</td> <td>SCREW M4X16 TCB+ INOX</td> <td>1</td> <td>PZ</td> </tr> </tbody> </table> | Code | Description | Qty | UOM | GN1556A0 | MM VENTURI SEAL | 1 | PZ | RC1378A0 | HOSE CLAMP | 2 | PZ | TB1520A0 | INT. Ø=38 TH=4 DRAIN BLACK RUBBER PIPE | 0.050 | M | VE1135A0 | 220 V 50/60 HZ VENTURI ACTUATOR | 1 | PZ | VI1032A0 | SCREW M4X16 TCB+ INOX | 1 | PZ | | | | | | | | | | | | | | | | |
| Code | Description | Qty | UOM | | | | | | | | | | | | | | | | | | | | | | | | | | | | | | | | | | | | | | | | | | |
| GN1556A0 | MM VENTURI SEAL | 1 | PZ | | | | | | | | | | | | | | | | | | | | | | | | | | | | | | | | | | | | | | | | | | |
| RC1378A0 | HOSE CLAMP | 2 | PZ | | | | | | | | | | | | | | | | | | | | | | | | | | | | | | | | | | | | | | | | | | |
| TB1520A0 | INT. Ø=38 TH=4 DRAIN BLACK RUBBER PIPE | 0.050 | M | | | | | | | | | | | | | | | | | | | | | | | | | | | | | | | | | | | | | | | | | | |
| VE1135A0 | 220 V 50/60 HZ VENTURI ACTUATOR | 1 | PZ | | | | | | | | | | | | | | | | | | | | | | | | | | | | | | | | | | | | | | | | | | |
| VI1032A0 | SCREW M4X16 TCB+ INOX | 1 | PZ | | | | | | | | | | | | | | | | | | | | | | | | | | | | | | | | | | | | | | | | | | |







| COMPONENT | | | SPARE PART | | | | | | | | | | | | | | | | | | | | | | | | | | | | | | | | | | | | | | | | | | |
|-----------|--|---|------------|---------------------------------|--|--|-------------|-----|-----|----------|--|---|----|----------|--|-------|----|----------|--|-------|----|----------|--|---|----|----------|--|-------|---|----------|----------------------------------|---|----|----------|----------------------------------|---|----|----------|-----------------------------|---|----|----------|------------------------|---|----|
| Code | Description | Image | Code | Description | Components list | | | | | | | | | | | | | | | | | | | | | | | | | | | | | | | | | | | | | | | | |
| RC1378A | HOSE CLAMP |  | KVE1135A | SERIES 5/5E VENTURI KIT | <table border="1"> <thead> <tr> <th>Code</th> <th>Description</th> <th>Qty</th> <th>UOM</th> </tr> </thead> <tbody> <tr> <td>VI1511A0</td> <td>STAINLESS STEEL WASHER 4.2X12X1</td> <td>2</td> <td>PZ</td> </tr> <tr> <td>VI1850A0</td> <td>M4X6 NICKEL PLATED FIXING SCREW</td> <td>2</td> <td>PZ</td> </tr> <tr> <td>VI1865A0</td> <td>5X10 TCB+ SELF-THREADI NG SCREW</td> <td>3</td> <td>PZ</td> </tr> <tr> <td>VI1965A0</td> <td>M4X6 CROSS-HEAD ST. STEEL SCREW</td> <td>2</td> <td>PZ</td> </tr> <tr> <td>VM1224A0</td> <td>65MY 220MM 2 COLOURS SHRINK TUBE</td> <td>0.250</td> <td>M</td> </tr> <tr> <td>VM1565B0</td> <td>VENTURI LOWER COIL SUPPORT</td> <td>1</td> <td>PZ</td> </tr> <tr> <td>VM1566A0</td> <td>VENTURI UPPER COIL SUPPORT</td> <td>1</td> <td>PZ</td> </tr> <tr> <td>VM1567A0</td> <td>VENTURI LOWER BUSHING</td> <td>1</td> <td>PZ</td> </tr> <tr> <td>VM1568A0</td> <td>VENTURI PLATE SPACE</td> <td>1</td> <td>PZ</td> </tr> </tbody> </table> | Code | Description | Qty | UOM | VI1511A0 | STAINLESS STEEL WASHER 4.2X12X1 | 2 | PZ | VI1850A0 | M4X6 NICKEL PLATED FIXING SCREW | 2 | PZ | VI1865A0 | 5X10 TCB+ SELF-THREADI NG SCREW | 3 | PZ | VI1965A0 | M4X6 CROSS-HEAD ST. STEEL SCREW | 2 | PZ | VM1224A0 | 65MY 220MM 2 COLOURS SHRINK TUBE | 0.250 | M | VM1565B0 | VENTURI LOWER COIL SUPPORT | 1 | PZ | VM1566A0 | VENTURI UPPER COIL SUPPORT | 1 | PZ | VM1567A0 | VENTURI LOWER BUSHING | 1 | PZ | VM1568A0 | VENTURI PLATE SPACE | 1 | PZ |
| | | | | | Code | Description | Qty | UOM | | | | | | | | | | | | | | | | | | | | | | | | | | | | | | | | | | | | | |
| | | | | | VI1511A0 | STAINLESS STEEL WASHER 4.2X12X1 | 2 | PZ | | | | | | | | | | | | | | | | | | | | | | | | | | | | | | | | | | | | | |
| | | | | | VI1850A0 | M4X6 NICKEL PLATED FIXING SCREW | 2 | PZ | | | | | | | | | | | | | | | | | | | | | | | | | | | | | | | | | | | | | |
| | | | | | VI1865A0 | 5X10 TCB+ SELF-THREADI NG SCREW | 3 | PZ | | | | | | | | | | | | | | | | | | | | | | | | | | | | | | | | | | | | | |
| | | | | | VI1965A0 | M4X6 CROSS-HEAD ST. STEEL SCREW | 2 | PZ | | | | | | | | | | | | | | | | | | | | | | | | | | | | | | | | | | | | | |
| | | | | | VM1224A0 | 65MY 220MM 2 COLOURS SHRINK TUBE | 0.250 | M | | | | | | | | | | | | | | | | | | | | | | | | | | | | | | | | | | | | | |
| | | | | | VM1565B0 | VENTURI LOWER COIL SUPPORT | 1 | PZ | | | | | | | | | | | | | | | | | | | | | | | | | | | | | | | | | | | | | |
| | | | | | VM1566A0 | VENTURI UPPER COIL SUPPORT | 1 | PZ | | | | | | | | | | | | | | | | | | | | | | | | | | | | | | | | | | | | | |
| | | | | | VM1567A0 | VENTURI LOWER BUSHING | 1 | PZ | | | | | | | | | | | | | | | | | | | | | | | | | | | | | | | | | | | | | |
| VM1568A0 | VENTURI PLATE SPACE | 1 | PZ | | | | | | | | | | | | | | | | | | | | | | | | | | | | | | | | | | | | | | | | | | |
| VL1026A | BEND FOR DRAIN PIPE |  | KVL1026A | DRAIN PIPE BEND KI | <table border="1"> <thead> <tr> <th>Code</th> <th>Description</th> <th>Qty</th> <th>UOM</th> </tr> </thead> <tbody> <tr> <td>GN1400A0</td> <td>U-TRAP SEAL</td> <td>1</td> <td>PZ</td> </tr> <tr> <td>VL1026A0</td> <td>BEND FOR DRAIN PIPE</td> <td>1</td> <td>PZ</td> </tr> <tr> <td>VM1224A0</td> <td>65MY 220MM 2 COLOURS SHRINK TUBE</td> <td>0.300</td> <td>M</td> </tr> <tr> <td>VM2039A0</td> <td>DRAIN BEND FIXING RING</td> <td>1</td> <td>PZ</td> </tr> </tbody> </table> | Code | Description | Qty | UOM | GN1400A0 | U-TRAP SEAL | 1 | PZ | VL1026A0 | BEND FOR DRAIN PIPE | 1 | PZ | VM1224A0 | 65MY 220MM 2 COLOURS SHRINK TUBE | 0.300 | M | VM2039A0 | DRAIN BEND FIXING RING | 1 | PZ | | | | | | | | | | | | | | | | | | | | |
| | | | | | Code | Description | Qty | UOM | | | | | | | | | | | | | | | | | | | | | | | | | | | | | | | | | | | | | |
| | | | | | GN1400A0 | U-TRAP SEAL | 1 | PZ | | | | | | | | | | | | | | | | | | | | | | | | | | | | | | | | | | | | | |
| | | | | | VL1026A0 | BEND FOR DRAIN PIPE | 1 | PZ | | | | | | | | | | | | | | | | | | | | | | | | | | | | | | | | | | | | | |
| VM1224A0 | 65MY 220MM 2 COLOURS SHRINK TUBE | 0.300 | M | | | | | | | | | | | | | | | | | | | | | | | | | | | | | | | | | | | | | | | | | | |
| VM2039A0 | DRAIN BEND FIXING RING | 1 | PZ | | | | | | | | | | | | | | | | | | | | | | | | | | | | | | | | | | | | | | | | | | |
| VM2036A | DRAIN WATER PIPE SUPPORT |  | KVM2036A | DRAIN WATER PIPE SUPPORT KIT | <table border="1"> <thead> <tr> <th>Code</th> <th>Description</th> <th>Qty</th> <th>UOM</th> </tr> </thead> <tbody> <tr> <td>VI1220A1</td> <td>4,2X12 TCB SELF-TAPPIN G SCREW</td> <td>2</td> <td>PZ</td> </tr> <tr> <td>VM1224A0</td> <td>65MY 220MM 2 COLOURS SHRINK TUBE</td> <td>0.200</td> <td>M</td> </tr> <tr> <td>VM2036A0</td> <td>DRAIN WATER PIPE SUPPOR</td> <td>2</td> <td>PZ</td> </tr> </tbody> </table> | Code | Description | Qty | UOM | VI1220A1 | 4,2X12 TCB SELF-TAPPIN G SCREW | 2 | PZ | VM1224A0 | 65MY 220MM 2 COLOURS SHRINK TUBE | 0.200 | M | VM2036A0 | DRAIN WATER PIPE SUPPOR | 2 | PZ | | | | | | | | | | | | | | | | | | | | | | | | |
| | | | | | Code | Description | Qty | UOM | | | | | | | | | | | | | | | | | | | | | | | | | | | | | | | | | | | | | |
| | | | | | VI1220A1 | 4,2X12 TCB SELF-TAPPIN G SCREW | 2 | PZ | | | | | | | | | | | | | | | | | | | | | | | | | | | | | | | | | | | | | |
| VM1224A0 | 65MY 220MM 2 COLOURS SHRINK TUBE | 0.200 | M | | | | | | | | | | | | | | | | | | | | | | | | | | | | | | | | | | | | | | | | | | |
| VM2036A0 | DRAIN WATER PIPE SUPPOR | 2 | PZ | | | | | | | | | | | | | | | | | | | | | | | | | | | | | | | | | | | | | | | | | | |





| COMPONENT | | | SPARE PART | | | | | | | | | | | | | | |
|-----------|---|---|----------------|--|---|------|-------------|-----|-----|----------|---|-------|----|----------|--|-------|---|
| Code | Description | Image | Code | Description | Components list | | | | | | | | | | | | |
| RC1055A | Ø25-40 H12 STAINLESS STEEL PIPE CLIP |  | KRC1055A | Ø25-40 PIPE CLAMP 10PCS KIT | <table border="1"> <thead> <tr> <th>Code</th> <th>Description</th> <th>Qty</th> <th>UOM</th> </tr> </thead> <tbody> <tr> <td>RC1055A0</td> <td>Ø25-40 H12 STAINLESS STEEL PIPE CLIP</td> <td>10</td> <td>PZ</td> </tr> <tr> <td>VM1224A0</td> <td>65MY 220MM 2 COLOURS SHRINK TUBE</td> <td>0.250</td> <td>M</td> </tr> </tbody> </table> | Code | Description | Qty | UOM | RC1055A0 | Ø25-40 H12 STAINLESS STEEL PIPE CLIP | 10 | PZ | VM1224A0 | 65MY 220MM 2 COLOURS SHRINK TUBE | 0.250 | M |
| Code | Description | Qty | UOM | | | | | | | | | | | | | | |
| RC1055A0 | Ø25-40 H12 STAINLESS STEEL PIPE CLIP | 10 | PZ | | | | | | | | | | | | | | |
| VM1224A0 | 65MY 220MM 2 COLOURS SHRINK TUBE | 0.250 | M | | | | | | | | | | | | | | |
| RC1046A | D10-16 H9 ST STEEL HOSE CLAMP |  | KTB2237A | 1,5M D10 TB2243A CONNECTION PIPE KIT | <table border="1"> <thead> <tr> <th>Code</th> <th>Description</th> <th>Qty</th> <th>UOM</th> </tr> </thead> <tbody> <tr> <td>TB2243A0</td> <td>D10 PE TRANSPAREN T PIPE</td> <td>1.500</td> <td>M</td> </tr> </tbody> </table> | Code | Description | Qty | UOM | TB2243A0 | D10 PE TRANSPAREN T PIPE | 1.500 | M | | | | |
| Code | Description | Qty | UOM | | | | | | | | | | | | | | |
| TB2243A0 | D10 PE TRANSPAREN T PIPE | 1.500 | M | | | | | | | | | | | | | | |
| 0H6567A | P-TRAP HOLDING BRACKET |  | 0H6567A0 | P-TRAP HOLDING BRACKET | | | | | | | | | | | | | |
| 0H1045A | BRACKET TO FIX INTERNAL WATER PIPE Ø16 |  | OUTOFPRODUCTIO | ITEM OUT OF PRODUCTION | | | | | | | | | | | | | |
| 0H2166A | TROLLEY DRAIN PIPE HOLDER |  | 0H2166A0 | TROLLEY DRAIN PIPE HOLDER | | | | | | | | | | | | | |

| COMPONENT | | | SPARE PART | | | | | | | | | | | | | | | | | | |
|-----------|---|---|------------|------------------------------------|--|--|-------------|-----|-----|----------|--------------------------------------|---|----|----------|--|---|---|----------|-----------------------|-------|---|
| Code | Description | Image | Code | Description | Components list | | | | | | | | | | | | | | | | |
| TB3135A | TB1520A-BENDED EPDM BLACK PIPE 90 L64MM |  | KTB1000A | EPDM BLACK TUBE TB1520A 2MT KIT | <table border="1"> <thead> <tr> <th>Code</th> <th>Description</th> <th>Qty</th> <th>UOM</th> </tr> </thead> <tbody> <tr> <td>RC1055A0</td> <td>Ø25-40 H12 STAINLESS STEEL PIPE CLIP</td> <td>2</td> <td>PZ</td> </tr> <tr> <td>TB1520A0</td> <td>INT. Ø=38 TH=4 DRAIN BLACK RUBBER PIPE</td> <td>2</td> <td>M</td> </tr> <tr> <td>VM1059A1</td> <td>HEAT SHRINK FILM H800</td> <td>1.500</td> <td>M</td> </tr> </tbody> </table> | Code | Description | Qty | UOM | RC1055A0 | Ø25-40 H12 STAINLESS STEEL PIPE CLIP | 2 | PZ | TB1520A0 | INT. Ø=38 TH=4 DRAIN BLACK RUBBER PIPE | 2 | M | VM1059A1 | HEAT SHRINK FILM H800 | 1.500 | M |
| | | | | | Code | Description | Qty | UOM | | | | | | | | | | | | | |
| | | | | | RC1055A0 | Ø25-40 H12 STAINLESS STEEL PIPE CLIP | 2 | PZ | | | | | | | | | | | | | |
| | | | | | TB1520A0 | INT. Ø=38 TH=4 DRAIN BLACK RUBBER PIPE | 2 | M | | | | | | | | | | | | | |
| VM1059A1 | HEAT SHRINK FILM H800 | 1.500 | M | | | | | | | | | | | | | | | | | | |
| TB2159A | XEVL-2011 TROLLEY DRAIN PIPE |  | TB2159A0 | XEVL-2011 TROLLEY DRAIN PIPE | | | | | | | | | | | | | | | | | |
| TB2660A | |  | TB2660A0 | | | | | | | | | | | | | | | | | | |
| TB2661A | XEVL-20XX S-SHAPED DRAIN EXTENSION |  | TB2661A0 | XEVL-20XX S-SHAPED DRAIN EXTENSION | | | | | | | | | | | | | | | | | |
| TB2662A | |  | KTB2662A | | | | | | | | | | | | | | | | | | |






| COMPONENT | | | SPARE PART | | | | | | | | | | | | | | | | | | | | | | | | | | | | | | | | | | | | | | | | | | | | | | | | | | | | | | |
|-----------|---------------------------------|---|------------|-------------------------------|---|---|-------------|-----|-----|----------|-------------|---|----|----------|------------------------|---|----|----------|-------------------------------------|---|----|----------|-------------------------|---|----|----------|--------------------------------------|---|----|----------|--|---|----|----------|--------------------------|---|----|----------|-------------|---|----|----------|--------------|---|----|----------|---------------------|---|----|----------|--|---|----|----------|---|---|----|
| Code | Description | Image | Code | Description | Components list | | | | | | | | | | | | | | | | | | | | | | | | | | | | | | | | | | | | | | | | | | | | | | | | | | | | |
| VL1192A | P-TRAP WITH D8 BARBED CONNECTOR |  | KVL1192A | BIG-L HOSE FITTING U-TRAP KIT | <table border="1"> <thead> <tr> <th>Code</th> <th>Description</th> <th>Qty</th> <th>UOM</th> </tr> </thead> <tbody> <tr> <td>GN1400A0</td> <td>U-TRAP SEAL</td> <td>1</td> <td>PZ</td> </tr> <tr> <td>GN1508A0</td> <td>O-RING GASKET COD 2400</td> <td>1</td> <td>PZ</td> </tr> <tr> <td>SL1170A1</td> <td>S57 BLACK SILICON - 310ML CARTRIDGE</td> <td>5</td> <td>ML</td> </tr> <tr> <td>VI1075A0</td> <td>NUT M4 H=4 UNI5587 INOX</td> <td>4</td> <td>PZ</td> </tr> <tr> <td>VI1895A0</td> <td>BLIND NUT M4 STAINLESS STEEL DIN 917</td> <td>4</td> <td>PZ</td> </tr> <tr> <td>VI1933A0</td> <td></td> <td>1</td> <td>PZ</td> </tr> <tr> <td>VI1945A0</td> <td>ENG-VITE M4X20 TCB+ INOX</td> <td>4</td> <td>PZ</td> </tr> <tr> <td>VL1005A1</td> <td>U-TRAP TANK</td> <td>1</td> <td>PZ</td> </tr> <tr> <td>VL1006A0</td> <td>SYPHON COVER</td> <td>1</td> <td>PZ</td> </tr> <tr> <td>VL1026A0</td> <td>BEND FOR DRAIN PIPE</td> <td>1</td> <td>PZ</td> </tr> <tr> <td>VM1402A0</td> <td></td> <td>1</td> <td>PZ</td> </tr> <tr> <td>VM1446A0</td> <td>U-TRAP TANK AND BARBED VL1004-V0140 5 ASS</td> <td>1</td> <td>PZ</td> </tr> </tbody> </table> | Code | Description | Qty | UOM | GN1400A0 | U-TRAP SEAL | 1 | PZ | GN1508A0 | O-RING GASKET COD 2400 | 1 | PZ | SL1170A1 | S57 BLACK SILICON - 310ML CARTRIDGE | 5 | ML | VI1075A0 | NUT M4 H=4 UNI5587 INOX | 4 | PZ | VI1895A0 | BLIND NUT M4 STAINLESS STEEL DIN 917 | 4 | PZ | VI1933A0 | | 1 | PZ | VI1945A0 | ENG-VITE M4X20 TCB+ INOX | 4 | PZ | VL1005A1 | U-TRAP TANK | 1 | PZ | VL1006A0 | SYPHON COVER | 1 | PZ | VL1026A0 | BEND FOR DRAIN PIPE | 1 | PZ | VM1402A0 | | 1 | PZ | VM1446A0 | U-TRAP TANK AND BARBED VL1004-V0140 5 ASS | 1 | PZ |
| | | | | | Code | Description | Qty | UOM | | | | | | | | | | | | | | | | | | | | | | | | | | | | | | | | | | | | | | | | | | | | | | | | | |
| | | | | | GN1400A0 | U-TRAP SEAL | 1 | PZ | | | | | | | | | | | | | | | | | | | | | | | | | | | | | | | | | | | | | | | | | | | | | | | | | |
| | | | | | GN1508A0 | O-RING GASKET COD 2400 | 1 | PZ | | | | | | | | | | | | | | | | | | | | | | | | | | | | | | | | | | | | | | | | | | | | | | | | | |
| | | | | | SL1170A1 | S57 BLACK SILICON - 310ML CARTRIDGE | 5 | ML | | | | | | | | | | | | | | | | | | | | | | | | | | | | | | | | | | | | | | | | | | | | | | | | | |
| | | | | | VI1075A0 | NUT M4 H=4 UNI5587 INOX | 4 | PZ | | | | | | | | | | | | | | | | | | | | | | | | | | | | | | | | | | | | | | | | | | | | | | | | | |
| | | | | | VI1895A0 | BLIND NUT M4 STAINLESS STEEL DIN 917 | 4 | PZ | | | | | | | | | | | | | | | | | | | | | | | | | | | | | | | | | | | | | | | | | | | | | | | | | |
| | | | | | VI1933A0 | | 1 | PZ | | | | | | | | | | | | | | | | | | | | | | | | | | | | | | | | | | | | | | | | | | | | | | | | | |
| | | | | | VI1945A0 | ENG-VITE M4X20 TCB+ INOX | 4 | PZ | | | | | | | | | | | | | | | | | | | | | | | | | | | | | | | | | | | | | | | | | | | | | | | | | |
| | | | | | VL1005A1 | U-TRAP TANK | 1 | PZ | | | | | | | | | | | | | | | | | | | | | | | | | | | | | | | | | | | | | | | | | | | | | | | | | |
| | | | | | VL1006A0 | SYPHON COVER | 1 | PZ | | | | | | | | | | | | | | | | | | | | | | | | | | | | | | | | | | | | | | | | | | | | | | | | | |
| | | | | | VL1026A0 | BEND FOR DRAIN PIPE | 1 | PZ | | | | | | | | | | | | | | | | | | | | | | | | | | | | | | | | | | | | | | | | | | | | | | | | | |
| | | | | | VM1402A0 | | 1 | PZ | | | | | | | | | | | | | | | | | | | | | | | | | | | | | | | | | | | | | | | | | | | | | | | | | |
| | | | | | VM1446A0 | U-TRAP TANK AND BARBED VL1004-V0140 5 ASS | 1 | PZ | | | | | | | | | | | | | | | | | | | | | | | | | | | | | | | | | | | | | | | | | | | | | | | | | |
| 0H2174A | XEVL-20XX P-TRAP HOLDER |  | 0H2174A0 | XEVL-20XX P-TRAP HOLDER | | | | | | | | | | | | | | | | | | | | | | | | | | | | | | | | | | | | | | | | | | | | | | | | | | | | | |
| 0H2176A | CORE PROBE BOX COVER |  | 0H2176A0 | CORE PROBE BOX COVER | | | | | | | | | | | | | | | | | | | | | | | | | | | | | | | | | | | | | | | | | | | | | | | | | | | | | |





| COMPONENT | | | SPARE PART | | | | | | | | | | | | | | | | | | | | | | | | | | |
|-----------|---|---|------------|---|--|------------------------------|-------------|-----|-----|----------|-------------------------|---|----|----------|------------------------------|---|----|----------|---------------------------|---|----|----------|--------------------------------------|---|----|----------|-------------------------------------|---|----|
| Code | Description | Image | Code | Description | Components list | | | | | | | | | | | | | | | | | | | | | | | | |
| PE2142A | 4P PROBE JUNCTION CARD |  | KPE2142A | PT1000 PROBE JUNCTION CARD KI | <table border="1"> <thead> <tr> <th>Code</th> <th>Description</th> <th>Qty</th> <th>UOM</th> </tr> </thead> <tbody> <tr> <td>0H2176A0</td> <td>CORE PROBE BOX COVER</td> <td>1</td> <td>PZ</td> </tr> <tr> <td>PE2142A0</td> <td>4P PROBE JUNCTION CARD</td> <td>1</td> <td>PZ</td> </tr> <tr> <td>VI1074A0</td> <td>4X16 SCREW FOR PLASTIC</td> <td>1</td> <td>PZ</td> </tr> <tr> <td>VI1220A1</td> <td>4,2X12 TCB SELF-TAPPIN G SCREW</td> <td>2</td> <td>PZ</td> </tr> <tr> <td>VM1384A0</td> <td>CORE PROBE TRANSFER BOARD BOX</td> <td>1</td> <td>PZ</td> </tr> </tbody> </table> | Code | Description | Qty | UOM | 0H2176A0 | CORE PROBE BOX COVER | 1 | PZ | PE2142A0 | 4P PROBE JUNCTION CARD | 1 | PZ | VI1074A0 | 4X16 SCREW FOR PLASTIC | 1 | PZ | VI1220A1 | 4,2X12 TCB SELF-TAPPIN G SCREW | 2 | PZ | VM1384A0 | CORE PROBE TRANSFER BOARD BOX | 1 | PZ |
| | | | | | Code | Description | Qty | UOM | | | | | | | | | | | | | | | | | | | | | |
| | | | | | 0H2176A0 | CORE PROBE BOX COVER | 1 | PZ | | | | | | | | | | | | | | | | | | | | | |
| | | | | | PE2142A0 | 4P PROBE JUNCTION CARD | 1 | PZ | | | | | | | | | | | | | | | | | | | | | |
| | | | | | VI1074A0 | 4X16 SCREW FOR PLASTIC | 1 | PZ | | | | | | | | | | | | | | | | | | | | | |
| VI1220A1 | 4,2X12 TCB SELF-TAPPIN G SCREW | 2 | PZ | | | | | | | | | | | | | | | | | | | | | | | | | | |
| VM1384A0 | CORE PROBE TRANSFER BOARD BOX | 1 | PZ | | | | | | | | | | | | | | | | | | | | | | | | | | |
| VM1384A | CORE PROBE TRANSFER BOARD BOX |  | KPE2142A | PT1000 PROBE JUNCTION CARD KI | <table border="1"> <thead> <tr> <th>Code</th> <th>Description</th> <th>Qty</th> <th>UOM</th> </tr> </thead> <tbody> <tr> <td>0H2176A0</td> <td>CORE PROBE BOX COVER</td> <td>1</td> <td>PZ</td> </tr> <tr> <td>PE2142A0</td> <td>4P PROBE JUNCTION CARD</td> <td>1</td> <td>PZ</td> </tr> <tr> <td>VI1074A0</td> <td>4X16 SCREW FOR PLASTIC</td> <td>1</td> <td>PZ</td> </tr> <tr> <td>VI1220A1</td> <td>4,2X12 TCB SELF-TAPPIN G SCREW</td> <td>2</td> <td>PZ</td> </tr> <tr> <td>VM1384A0</td> <td>CORE PROBE TRANSFER BOARD BOX</td> <td>1</td> <td>PZ</td> </tr> </tbody> </table> | Code | Description | Qty | UOM | 0H2176A0 | CORE PROBE BOX COVER | 1 | PZ | PE2142A0 | 4P PROBE JUNCTION CARD | 1 | PZ | VI1074A0 | 4X16 SCREW FOR PLASTIC | 1 | PZ | VI1220A1 | 4,2X12 TCB SELF-TAPPIN G SCREW | 2 | PZ | VM1384A0 | CORE PROBE TRANSFER BOARD BOX | 1 | PZ |
| | | | | | Code | Description | Qty | UOM | | | | | | | | | | | | | | | | | | | | | |
| | | | | | 0H2176A0 | CORE PROBE BOX COVER | 1 | PZ | | | | | | | | | | | | | | | | | | | | | |
| | | | | | PE2142A0 | 4P PROBE JUNCTION CARD | 1 | PZ | | | | | | | | | | | | | | | | | | | | | |
| | | | | | VI1074A0 | 4X16 SCREW FOR PLASTIC | 1 | PZ | | | | | | | | | | | | | | | | | | | | | |
| VI1220A1 | 4,2X12 TCB SELF-TAPPIN G SCREW | 2 | PZ | | | | | | | | | | | | | | | | | | | | | | | | | | |
| VM1384A0 | CORE PROBE TRANSFER BOARD BOX | 1 | PZ | | | | | | | | | | | | | | | | | | | | | | | | | | |
| CE1975A | L2000MM 6 POLES MICROFIT CABLE |  | CE1975A0 | L2000MM 6 POLES MICROFIT CABLE | | | | | | | | | | | | | | | | | | | | | | | | | |
| 0E1393B | XEVL-2011-E EXTERNAL BOTTOM PLATE |  | 0E1393B1 | XEVL-2011-E EXTERNAL BOTTOM PLATE | | | | | | | | | | | | | | | | | | | | | | | | | |


| COMPONENT | | | SPARE PART | | | | | | | | | | | | | | | | | | |
|-----------|--|---|------------|--|---|------|-------------|----------------------------|-----|----------|-------------------------------------|-------------------------------|-----|-----------|----------------------------------|-----------------------------------|-----|----------|----------------------------------|-------|---|
| Code | Description | Image | Code | Description | Components list | | | | | | | | | | | | | | | | |
| VL1047A | D6 PIPE HOLDER - D8 J.G. TERMINAL |  | KVL1047A | Ø6 PIPE HOLDER+Ø8 JG TERMINAL 10 PCS KIT | <table border="1"> <thead> <tr> <th>Code</th> <th>Description</th> <th>Qty</th> <th>UOM</th> </tr> </thead> <tbody> <tr> <td>VL1047A1</td> <td>D6 PIPE HOLDER - D8 J.G. TERMINAL</td> <td>10</td> <td>PZ</td> </tr> <tr> <td>VM1224A0</td> <td>65MY 220MM 2 COLOURS SHRINK TUBE</td> <td>0.200</td> <td>M</td> </tr> </tbody> </table> | Code | Description | Qty | UOM | VL1047A1 | D6 PIPE HOLDER - D8 J.G. TERMINAL | 10 | PZ | VM1224A0 | 65MY 220MM 2 COLOURS SHRINK TUBE | 0.200 | M | | | | |
| | | | Code | Description | Qty | UOM | | | | | | | | | | | | | | | |
| VL1047A1 | D6 PIPE HOLDER - D8 J.G. TERMINAL | 10 | PZ | | | | | | | | | | | | | | | | | | |
| VM1224A0 | 65MY 220MM 2 COLOURS SHRINK TUBE | 0.200 | M | | | | | | | | | | | | | | | | | | |
| KVL0016A | BRITA ADAPTOR KIT FOR MM CLEANING SYSTEM | <table border="1"> <thead> <tr> <th>Code</th> <th>Description</th> <th>Qty</th> <th>UOM</th> </tr> </thead> <tbody> <tr> <td>EL1185A0</td> <td>Ø8F - Ø8F ELBOW CONNECTION</td> <td>260</td> <td>PZ</td> </tr> <tr> <td>RC1018A0</td> <td>ZINC PLATED D12 ELASTIC CLAMP</td> <td>520</td> <td>PZ</td> </tr> <tr> <td>VL1047A1</td> <td>D6 PIPE HOLDER - D8 J.G. TERMINAL</td> <td>520</td> <td>PZ</td> </tr> </tbody> </table> | Code | Description | Qty | UOM | EL1185A0 | Ø8F - Ø8F ELBOW CONNECTION | 260 | PZ | RC1018A0 | ZINC PLATED D12 ELASTIC CLAMP | 520 | PZ | VL1047A1 | D6 PIPE HOLDER - D8 J.G. TERMINAL | 520 | PZ | | | |
| Code | Description | Qty | UOM | | | | | | | | | | | | | | | | | | |
| EL1185A0 | Ø8F - Ø8F ELBOW CONNECTION | 260 | PZ | | | | | | | | | | | | | | | | | | |
| RC1018A0 | ZINC PLATED D12 ELASTIC CLAMP | 520 | PZ | | | | | | | | | | | | | | | | | | |
| VL1047A1 | D6 PIPE HOLDER - D8 J.G. TERMINAL | 520 | PZ | | | | | | | | | | | | | | | | | | |
| VL1095A | D7.8-D10 RUBBER HOLDER M-M FITTIN |  | KVL1095A | STRAIGHT CONNECT-HOLDER D7-D10 10PCS KIT | <table border="1"> <thead> <tr> <th>Code</th> <th>Description</th> <th>Qty</th> <th>UOM</th> </tr> </thead> <tbody> <tr> <td>VL1095A0</td> <td>D7.8-D10 RUBBER HOLDER M-M FITTING</td> <td>10</td> <td>PZ</td> </tr> <tr> <td>VM1224A0</td> <td>65MY 220MM 2 COLOURS SHRINK TUBE</td> <td>0.200</td> <td>M</td> </tr> </tbody> </table> | Code | Description | Qty | UOM | VL1095A0 | D7.8-D10 RUBBER HOLDER M-M FITTING | 10 | PZ | VM1224A0 | 65MY 220MM 2 COLOURS SHRINK TUBE | 0.200 | M | | | | |
| | | | Code | Description | Qty | UOM | | | | | | | | | | | | | | | |
| VL1095A0 | D7.8-D10 RUBBER HOLDER M-M FITTING | 10 | PZ | | | | | | | | | | | | | | | | | | |
| VM1224A0 | 65MY 220MM 2 COLOURS SHRINK TUBE | 0.200 | M | | | | | | | | | | | | | | | | | | |
| EL1432A | STEAM SOLENOID VALVE 9+67 JG D8-D10 |  | KEL1432A | 9+67 STEAM SOLENOID VALVE KI | <table border="1"> <thead> <tr> <th>Code</th> <th>Description</th> <th>Qty</th> <th>UOM</th> </tr> </thead> <tbody> <tr> <td>EL1432A0</td> <td>STEAM SOLENOID VALVE 9+67 JG D8-D10</td> <td>1</td> <td>PZ</td> </tr> <tr> <td>MOV0004A0</td> <td>HOOD RING GASKET GN1110A2</td> <td>0.100</td> <td>PZ</td> </tr> <tr> <td>VM1224A0</td> <td>65MY 220MM 2 COLOURS SHRINK TUBE</td> <td>0.250</td> <td>M</td> </tr> </tbody> </table> | Code | Description | Qty | UOM | EL1432A0 | STEAM SOLENOID VALVE 9+67 JG D8-D10 | 1 | PZ | MOV0004A0 | HOOD RING GASKET GN1110A2 | 0.100 | PZ | VM1224A0 | 65MY 220MM 2 COLOURS SHRINK TUBE | 0.250 | M |
| Code | Description | Qty | UOM | | | | | | | | | | | | | | | | | | |
| EL1432A0 | STEAM SOLENOID VALVE 9+67 JG D8-D10 | 1 | PZ | | | | | | | | | | | | | | | | | | |
| MOV0004A0 | HOOD RING GASKET GN1110A2 | 0.100 | PZ | | | | | | | | | | | | | | | | | | |
| VM1224A0 | 65MY 220MM 2 COLOURS SHRINK TUBE | 0.250 | M | | | | | | | | | | | | | | | | | | |
| RC1414A | D12 HOSE CLAMP |  | RC1414A0 | D12 HOSE CLAMP | | | | | | | | | | | | | | | | | |




| COMPONENT | | | SPARE PART | | | | | | | | | | | | | | |
|-----------|--|---|------------|--|---|------|-------------|-----|-----|----------|------------------------------|----|----|----------|--|-------|---|
| Code | Description | Image | Code | Description | Components list | | | | | | | | | | | | |
| TB2700A | |  | TB2700A0 | | | | | | | | | | | | | | |
| TB3234A | |  | TB3234A0 | | | | | | | | | | | | | | |
| VL1184A | |  | VL1184A2 | | | | | | | | | | | | | | |
| GN1526A | INT. D.=6.9 TH=1.8 O-RING |  | KGN1526A | O-RING INT D6.9 THICK1.8 10PCS KIT | <table border="1"> <thead> <tr> <th>Code</th> <th>Description</th> <th>Qty</th> <th>UOM</th> </tr> </thead> <tbody> <tr> <td>GN1526A0</td> <td>INT. D.=6.9 TH=1.8 O-RING</td> <td>10</td> <td>PZ</td> </tr> </tbody> </table> | Code | Description | Qty | UOM | GN1526A0 | INT. D.=6.9 TH=1.8 O-RING | 10 | PZ | | | | |
| Code | Description | Qty | UOM | | | | | | | | | | | | | | |
| GN1526A0 | INT. D.=6.9 TH=1.8 O-RING | 10 | PZ | | | | | | | | | | | | | | |
| RC1019A | D=10 ELASTIC CLAM |  | KRC1019A | Ø10 ZINC PLATED ELASTIC CLAMP 15 PCS KIT | <table border="1"> <thead> <tr> <th>Code</th> <th>Description</th> <th>Qty</th> <th>UOM</th> </tr> </thead> <tbody> <tr> <td>RC1019A0</td> <td>D=10 ELASTIC CLAMP</td> <td>17</td> <td>PZ</td> </tr> <tr> <td>VM1224A0</td> <td>65MY 220MM 2 COLOURS SHRINK TUBE</td> <td>0.200</td> <td>M</td> </tr> </tbody> </table> | Code | Description | Qty | UOM | RC1019A0 | D=10 ELASTIC CLAMP | 17 | PZ | VM1224A0 | 65MY 220MM 2 COLOURS SHRINK TUBE | 0.200 | M |
| Code | Description | Qty | UOM | | | | | | | | | | | | | | |
| RC1019A0 | D=10 ELASTIC CLAMP | 17 | PZ | | | | | | | | | | | | | | |
| VM1224A0 | 65MY 220MM 2 COLOURS SHRINK TUBE | 0.200 | M | | | | | | | | | | | | | | |


| COMPONENT | | | SPARE PART | | | | | | | | | | | | | | | | | | | | | | |
|-----------|---|---|------------|---------------------------------------|---|------|-------------|-----|-----|----------|---|---|----|----------|-----------------------------------|-------|----|----------|---|---|----|----------|----------------------------------|-------|---|
| Code | Description | Image | Code | Description | Components list | | | | | | | | | | | | | | | | | | | | |
| VL1102A | DETERGENT LINE FILTER + BARBED VNR 6 MM |  | KVL1102A | DETERGENT FILTER + NRV KIT | <table border="1"> <thead> <tr> <th>Code</th> <th>Description</th> <th>Qty</th> <th>UOM</th> </tr> </thead> <tbody> <tr> <td>RC1019A0</td> <td>D=10 ELASTIC CLAMP</td> <td>5</td> <td>PZ</td> </tr> <tr> <td>TB2820A0</td> <td>6X10 EPDM PIPE FOR WASHING SYSTEM</td> <td>0.710</td> <td>M</td> </tr> <tr> <td>VL1102A1</td> <td>DETERGENT LINE FILTER + BARBED VNR 6 MM</td> <td>1</td> <td>PZ</td> </tr> <tr> <td>VM1224A0</td> <td>65MY 220MM 2 COLOURS SHRINK TUBE</td> <td>0.300</td> <td>M</td> </tr> </tbody> </table> | Code | Description | Qty | UOM | RC1019A0 | D=10 ELASTIC CLAMP | 5 | PZ | TB2820A0 | 6X10 EPDM PIPE FOR WASHING SYSTEM | 0.710 | M | VL1102A1 | DETERGENT LINE FILTER + BARBED VNR 6 MM | 1 | PZ | VM1224A0 | 65MY 220MM 2 COLOURS SHRINK TUBE | 0.300 | M |
| Code | Description | Qty | UOM | | | | | | | | | | | | | | | | | | | | | | |
| RC1019A0 | D=10 ELASTIC CLAMP | 5 | PZ | | | | | | | | | | | | | | | | | | | | | | |
| TB2820A0 | 6X10 EPDM PIPE FOR WASHING SYSTEM | 0.710 | M | | | | | | | | | | | | | | | | | | | | | | |
| VL1102A1 | DETERGENT LINE FILTER + BARBED VNR 6 MM | 1 | PZ | | | | | | | | | | | | | | | | | | | | | | |
| VM1224A0 | 65MY 220MM 2 COLOURS SHRINK TUBE | 0.300 | M | | | | | | | | | | | | | | | | | | | | | | |
| TB3004A | TB2820A L=550MM EPDM BLACK PIPE |  | KTB1343A | TB2820A0 6X10 EPM PIPE 3M KIT | <table border="1"> <thead> <tr> <th>Code</th> <th>Description</th> <th>Qty</th> <th>UOM</th> </tr> </thead> <tbody> <tr> <td>TB2820A0</td> <td>6X10 EPDM PIPE FOR WASHING SYSTEM</td> <td>3</td> <td>M</td> </tr> </tbody> </table> | Code | Description | Qty | UOM | TB2820A0 | 6X10 EPDM PIPE FOR WASHING SYSTEM | 3 | M | | | | | | | | | | | | |
| Code | Description | Qty | UOM | | | | | | | | | | | | | | | | | | | | | | |
| TB2820A0 | 6X10 EPDM PIPE FOR WASHING SYSTEM | 3 | M | | | | | | | | | | | | | | | | | | | | | | |
| TB3005B | TB3132A L=550MM EPDM WHITE-BLUE PIPE |  | KTB3132A | WHITE-BLU 6X12 REINFORCED PIPE 3M KIT | <table border="1"> <thead> <tr> <th>Code</th> <th>Description</th> <th>Qty</th> <th>UOM</th> </tr> </thead> <tbody> <tr> <td>TB3132A0</td> <td>WHITE-BLUE EPDM TEXTILE BRAID HOSE 6X12</td> <td>3</td> <td>M</td> </tr> <tr> <td>VM1794A0</td> <td>250X4.8 PA66 BLACK CLAMP</td> <td>1</td> <td>PZ</td> </tr> </tbody> </table> | Code | Description | Qty | UOM | TB3132A0 | WHITE-BLUE EPDM TEXTILE BRAID HOSE 6X12 | 3 | M | VM1794A0 | 250X4.8 PA66 BLACK CLAMP | 1 | PZ | | | | | | | | |
| Code | Description | Qty | UOM | | | | | | | | | | | | | | | | | | | | | | |
| TB3132A0 | WHITE-BLUE EPDM TEXTILE BRAID HOSE 6X12 | 3 | M | | | | | | | | | | | | | | | | | | | | | | |
| VM1794A0 | 250X4.8 PA66 BLACK CLAMP | 1 | PZ | | | | | | | | | | | | | | | | | | | | | | |
| 0H2354A | XEVC-XEVL WASHING CIRCUIT PLATE |  | 0H2354A0 | XEVC-XEVL WASHING CIRCUIT PLATE | | | | | | | | | | | | | | | | | | | | | |
| TB2994A | HOOD DETERGENT PIPE |  | TB2994A0 | HOOD DETERGENT PIPE | | | | | | | | | | | | | | | | | | | | | |


| COMPONENT | | | SPARE PART | | | | | | | | | | | | | | | | | | | | | | | | | | | | | | | | | | | | | | | | | | | | | | | | | | | | | | | | | | | | | | | | | | | | | | |
|-----------|---|---|------------|--|---|------|-------------|-----|-----|----------|---------------------------------|---|----|----------|--|---|----|----------|--------------------------------------|---|----|----------|---|---|----|----------|--------------------------------------|---|----|----------|---------------------------------|---|----|----------|------------------------------|---|----|----------|-------------------------------------|----|----|----------|-----------------------|----|----|----------|--------------|---|----|----------|------------------------|---|----|----------|--------------------|---|----|----------|--------------------------|---|----|----------|--|---|----|----------|--|-------|---|----------|--|-------|---|
| Code | Description | Image | Code | Description | Components list | | | | | | | | | | | | | | | | | | | | | | | | | | | | | | | | | | | | | | | | | | | | | | | | | | | | | | | | | | | | | | | | | | | | |
| TB3440A | TB3132A L=1050MM EPDM WHITE-BLUE PIPE |  | TB3440A0 | TB3132A L=1050MM EPDM WHITE-BLUE PIPE | | | | | | | | | | | | | | | | | | | | | | | | | | | | | | | | | | | | | | | | | | | | | | | | | | | | | | | | | | | | | | | | | | | | | |
| EL1440A | WATER SELF CLEANING VALVE |  | KVL1187A | 3 ROTOR ARMS PLUS EU CLEANING SYSTEM KIT | <table border="1"> <thead> <tr> <th>Code</th> <th>Description</th> <th>Qty</th> <th>UOM</th> </tr> </thead> <tbody> <tr> <td>0H2143A0</td> <td>LAMIERA BLOCCA VNR VL1128</td> <td>3</td> <td>PZ</td> </tr> <tr> <td>0H2168A0</td> <td></td> <td>1</td> <td>PZ</td> </tr> <tr> <td>0H2354A0</td> <td>XEVC-XEVL WASHING CIRCUIT PLAT</td> <td>1</td> <td>PZ</td> </tr> <tr> <td>EL1120A0</td> <td>D8-D6 FEMALE STRAIGHT INTERM. CONNECTION</td> <td>1</td> <td>PZ</td> </tr> <tr> <td>EL1220A0</td> <td>JG STRAIGHT CONNECTION Ø8F-Ø8F</td> <td>2</td> <td>PZ</td> </tr> <tr> <td>EL1440A0</td> <td>WATER SELF CLEANING VALVE</td> <td>4</td> <td>PZ</td> </tr> <tr> <td>GN1526A0</td> <td>INT. D.=6.9 TH=1.8 O-RING</td> <td>9</td> <td>PZ</td> </tr> <tr> <td>RC1018A0</td> <td>ZINC PLATED D12 ELASTIC CLAMP</td> <td>10</td> <td>PZ</td> </tr> <tr> <td>RC1019A0</td> <td>D=10 ELASTIC CLAMP</td> <td>22</td> <td>PZ</td> </tr> <tr> <td>RC1130A0</td> <td>130X2,6 CLAM</td> <td>4</td> <td>PZ</td> </tr> <tr> <td>RC1131A0</td> <td>200X2.6 BLACK CLAMP</td> <td>3</td> <td>PZ</td> </tr> <tr> <td>RC1242A0</td> <td>D=10 CLOSED CAP</td> <td>2</td> <td>PZ</td> </tr> <tr> <td>RC1310A0</td> <td>140X4 CLAMP WITH CLIP</td> <td>1</td> <td>PZ</td> </tr> <tr> <td>RC1356A0</td> <td>"STRAIGHT THREADED FEMALE END 8X1/4" BS</td> <td>1</td> <td>PZ</td> </tr> <tr> <td>TB2820A0</td> <td>6X10 EPDM PIPE FOR WASHING SYSTEM</td> <td>1.510</td> <td>M</td> </tr> <tr> <td>TB3132A0</td> <td>WHITE-BLUE EPDM TEXTILE BRAID HOSE 6X12</td> <td>1.210</td> <td>M</td> </tr> </tbody> </table> | Code | Description | Qty | UOM | 0H2143A0 | LAMIERA BLOCCA VNR VL1128 | 3 | PZ | 0H2168A0 | | 1 | PZ | 0H2354A0 | XEVC-XEVL WASHING CIRCUIT PLAT | 1 | PZ | EL1120A0 | D8-D6 FEMALE STRAIGHT INTERM. CONNECTION | 1 | PZ | EL1220A0 | JG STRAIGHT CONNECTION Ø8F-Ø8F | 2 | PZ | EL1440A0 | WATER SELF CLEANING VALVE | 4 | PZ | GN1526A0 | INT. D.=6.9 TH=1.8 O-RING | 9 | PZ | RC1018A0 | ZINC PLATED D12 ELASTIC CLAMP | 10 | PZ | RC1019A0 | D=10 ELASTIC CLAMP | 22 | PZ | RC1130A0 | 130X2,6 CLAM | 4 | PZ | RC1131A0 | 200X2.6 BLACK CLAMP | 3 | PZ | RC1242A0 | D=10 CLOSED CAP | 2 | PZ | RC1310A0 | 140X4 CLAMP WITH CLIP | 1 | PZ | RC1356A0 | "STRAIGHT THREADED FEMALE END 8X1/4" BS | 1 | PZ | TB2820A0 | 6X10 EPDM PIPE FOR WASHING SYSTEM | 1.510 | M | TB3132A0 | WHITE-BLUE EPDM TEXTILE BRAID HOSE 6X12 | 1.210 | M |
| Code | Description | Qty | UOM | | | | | | | | | | | | | | | | | | | | | | | | | | | | | | | | | | | | | | | | | | | | | | | | | | | | | | | | | | | | | | | | | | | | | | |
| 0H2143A0 | LAMIERA BLOCCA VNR VL1128 | 3 | PZ | | | | | | | | | | | | | | | | | | | | | | | | | | | | | | | | | | | | | | | | | | | | | | | | | | | | | | | | | | | | | | | | | | | | | | |
| 0H2168A0 | | 1 | PZ | | | | | | | | | | | | | | | | | | | | | | | | | | | | | | | | | | | | | | | | | | | | | | | | | | | | | | | | | | | | | | | | | | | | | | |
| 0H2354A0 | XEVC-XEVL WASHING CIRCUIT PLAT | 1 | PZ | | | | | | | | | | | | | | | | | | | | | | | | | | | | | | | | | | | | | | | | | | | | | | | | | | | | | | | | | | | | | | | | | | | | | | |
| EL1120A0 | D8-D6 FEMALE STRAIGHT INTERM. CONNECTION | 1 | PZ | | | | | | | | | | | | | | | | | | | | | | | | | | | | | | | | | | | | | | | | | | | | | | | | | | | | | | | | | | | | | | | | | | | | | | |
| EL1220A0 | JG STRAIGHT CONNECTION Ø8F-Ø8F | 2 | PZ | | | | | | | | | | | | | | | | | | | | | | | | | | | | | | | | | | | | | | | | | | | | | | | | | | | | | | | | | | | | | | | | | | | | | | |
| EL1440A0 | WATER SELF CLEANING VALVE | 4 | PZ | | | | | | | | | | | | | | | | | | | | | | | | | | | | | | | | | | | | | | | | | | | | | | | | | | | | | | | | | | | | | | | | | | | | | | |
| GN1526A0 | INT. D.=6.9 TH=1.8 O-RING | 9 | PZ | | | | | | | | | | | | | | | | | | | | | | | | | | | | | | | | | | | | | | | | | | | | | | | | | | | | | | | | | | | | | | | | | | | | | | |
| RC1018A0 | ZINC PLATED D12 ELASTIC CLAMP | 10 | PZ | | | | | | | | | | | | | | | | | | | | | | | | | | | | | | | | | | | | | | | | | | | | | | | | | | | | | | | | | | | | | | | | | | | | | | |
| RC1019A0 | D=10 ELASTIC CLAMP | 22 | PZ | | | | | | | | | | | | | | | | | | | | | | | | | | | | | | | | | | | | | | | | | | | | | | | | | | | | | | | | | | | | | | | | | | | | | | |
| RC1130A0 | 130X2,6 CLAM | 4 | PZ | | | | | | | | | | | | | | | | | | | | | | | | | | | | | | | | | | | | | | | | | | | | | | | | | | | | | | | | | | | | | | | | | | | | | | |
| RC1131A0 | 200X2.6 BLACK CLAMP | 3 | PZ | | | | | | | | | | | | | | | | | | | | | | | | | | | | | | | | | | | | | | | | | | | | | | | | | | | | | | | | | | | | | | | | | | | | | | |
| RC1242A0 | D=10 CLOSED CAP | 2 | PZ | | | | | | | | | | | | | | | | | | | | | | | | | | | | | | | | | | | | | | | | | | | | | | | | | | | | | | | | | | | | | | | | | | | | | | |
| RC1310A0 | 140X4 CLAMP WITH CLIP | 1 | PZ | | | | | | | | | | | | | | | | | | | | | | | | | | | | | | | | | | | | | | | | | | | | | | | | | | | | | | | | | | | | | | | | | | | | | | |
| RC1356A0 | "STRAIGHT THREADED FEMALE END 8X1/4" BS | 1 | PZ | | | | | | | | | | | | | | | | | | | | | | | | | | | | | | | | | | | | | | | | | | | | | | | | | | | | | | | | | | | | | | | | | | | | | | |
| TB2820A0 | 6X10 EPDM PIPE FOR WASHING SYSTEM | 1.510 | M | | | | | | | | | | | | | | | | | | | | | | | | | | | | | | | | | | | | | | | | | | | | | | | | | | | | | | | | | | | | | | | | | | | | | | |
| TB3132A0 | WHITE-BLUE EPDM TEXTILE BRAID HOSE 6X12 | 1.210 | M | | | | | | | | | | | | | | | | | | | | | | | | | | | | | | | | | | | | | | | | | | | | | | | | | | | | | | | | | | | | | | | | | | | | | | |


| COMPONENT | | | SPARE PART | | | | | | | | | | | | | | | | | | | | | | | | | | | | | | | | | | | | | | | | | | | | | | | | | | | | | | | | | | | | | | | | | | | | | | | | | | | | | | | | | | |
|-----------|--|---|------------|--|---|------|-------------|-----|-----|----------|--------------------------------------|---|----|----------|-------------------|---|----|----------|---|---|----|----------|---|---|----|----------|---|---|----|----------|-------------------------------------|---|----|----------|--|---|----|----------|--|---|----|----------|--|---|----|----------|-----------------------------------|---|----|----------|--------------------------|---|----|----------|--------------------------|---|----|----------|--------------------------------|---|----|----------|----------------------|---|----|----------|--|---|----|----------|--|---|----|----------|--|---|----|----------|---------------------------------|---|----|----------|---------------------------------------|---|----|
| Code | Description | Image | Code | Description | Components list | | | | | | | | | | | | | | | | | | | | | | | | | | | | | | | | | | | | | | | | | | | | | | | | | | | | | | | | | | | | | | | | | | | | | | | | | | | | | | | | |
| EL1440A | WATER SELF CLEANING VALVE |  | KVL1187A | 3 ROTOR ARMS PLUS EU CLEANING SYSTEM KIT | <table border="1"> <thead> <tr> <th>Code</th> <th>Description</th> <th>Qty</th> <th>UOM</th> </tr> </thead> <tbody> <tr> <td>VI1220A1</td> <td>4,2X12 TCB SELF-TAPPIN G SCREW</td> <td>3</td> <td>PZ</td> </tr> <tr> <td>VL1019A0</td> <td>VIBRATION PUMP</td> <td>1</td> <td>PZ</td> </tr> <tr> <td>VL1046A1</td> <td>D6 PIPE HOLDER - D6 J.G. TERMINAL</td> <td>3</td> <td>PZ</td> </tr> <tr> <td>VL1047A1</td> <td>D6 PIPE HOLDER - D8 J.G. TERMINAL</td> <td>1</td> <td>PZ</td> </tr> <tr> <td>VL1064A0</td> <td>WASHING SYSTEM OUTLETS DISTRIBUTOR</td> <td>1</td> <td>PZ</td> </tr> <tr> <td>VL1065A1</td> <td>1/4 MALE N.O. PRESSURE SWITCH</td> <td>1</td> <td>PZ</td> </tr> <tr> <td>VL1067A0</td> <td>WASHING SYSTEM INLETS DISTRIBUTOR</td> <td>1</td> <td>PZ</td> </tr> <tr> <td>VL1092A0</td> <td>WASHING SYSTEM OUTLET DOUBLE DISTRIBUTOR</td> <td>1</td> <td>PZ</td> </tr> <tr> <td>VL1102A1</td> <td>DETERGENT LINE FILTER + BARBED VNR 6 MM</td> <td>1</td> <td>PZ</td> </tr> <tr> <td>VL1127A1</td> <td>6MM BARBED T-SHAPED FITTING</td> <td>2</td> <td>PZ</td> </tr> <tr> <td>VL1128A0</td> <td>D6 BARBED CHECK VALVE</td> <td>3</td> <td>PZ</td> </tr> <tr> <td>VL1128A1</td> <td>D6 BARBED CHECK VALVE</td> <td>3</td> <td>PZ</td> </tr> <tr> <td>VL1165A0</td> <td>BB6-AR6 STRAIGHT FITTING</td> <td>4</td> <td>PZ</td> </tr> <tr> <td>VL1166A0</td> <td>BB6-AR6 L FITTING</td> <td>4</td> <td>PZ</td> </tr> <tr> <td>VL1167A0</td> <td></td> <td>1</td> <td>PZ</td> </tr> <tr> <td>VL1167A1</td> <td></td> <td>1</td> <td>PZ</td> </tr> <tr> <td>VL1167A2</td> <td>GN21 3 ROTOR ARMS B-B FLOW RESTRICTOR</td> <td>1</td> <td>PZ</td> </tr> <tr> <td>VL1174C0</td> <td>D1.2 MM CALIBRATED NOZZLE</td> <td>1</td> <td>PZ</td> </tr> <tr> <td>VL1185A0</td> <td>2 WAYS PLUS WASHING DISTRIBUTOR</td> <td>1</td> <td>PZ</td> </tr> </tbody> </table> | Code | Description | Qty | UOM | VI1220A1 | 4,2X12 TCB SELF-TAPPIN G SCREW | 3 | PZ | VL1019A0 | VIBRATION PUMP | 1 | PZ | VL1046A1 | D6 PIPE HOLDER - D6 J.G. TERMINAL | 3 | PZ | VL1047A1 | D6 PIPE HOLDER - D8 J.G. TERMINAL | 1 | PZ | VL1064A0 | WASHING SYSTEM OUTLETS DISTRIBUTOR | 1 | PZ | VL1065A1 | 1/4 MALE N.O. PRESSURE SWITCH | 1 | PZ | VL1067A0 | WASHING SYSTEM INLETS DISTRIBUTOR | 1 | PZ | VL1092A0 | WASHING SYSTEM OUTLET DOUBLE DISTRIBUTOR | 1 | PZ | VL1102A1 | DETERGENT LINE FILTER + BARBED VNR 6 MM | 1 | PZ | VL1127A1 | 6MM BARBED T-SHAPED FITTING | 2 | PZ | VL1128A0 | D6 BARBED CHECK VALVE | 3 | PZ | VL1128A1 | D6 BARBED CHECK VALVE | 3 | PZ | VL1165A0 | BB6-AR6 STRAIGHT FITTING | 4 | PZ | VL1166A0 | BB6-AR6 L FITTING | 4 | PZ | VL1167A0 | | 1 | PZ | VL1167A1 | | 1 | PZ | VL1167A2 | GN21 3 ROTOR ARMS B-B FLOW RESTRICTOR | 1 | PZ | VL1174C0 | D1.2 MM CALIBRATED NOZZLE | 1 | PZ | VL1185A0 | 2 WAYS PLUS WASHING DISTRIBUTOR | 1 | PZ |
| Code | Description | Qty | UOM | | | | | | | | | | | | | | | | | | | | | | | | | | | | | | | | | | | | | | | | | | | | | | | | | | | | | | | | | | | | | | | | | | | | | | | | | | | | | | | | | | |
| VI1220A1 | 4,2X12 TCB SELF-TAPPIN G SCREW | 3 | PZ | | | | | | | | | | | | | | | | | | | | | | | | | | | | | | | | | | | | | | | | | | | | | | | | | | | | | | | | | | | | | | | | | | | | | | | | | | | | | | | | | | |
| VL1019A0 | VIBRATION PUMP | 1 | PZ | | | | | | | | | | | | | | | | | | | | | | | | | | | | | | | | | | | | | | | | | | | | | | | | | | | | | | | | | | | | | | | | | | | | | | | | | | | | | | | | | | |
| VL1046A1 | D6 PIPE HOLDER - D6 J.G. TERMINAL | 3 | PZ | | | | | | | | | | | | | | | | | | | | | | | | | | | | | | | | | | | | | | | | | | | | | | | | | | | | | | | | | | | | | | | | | | | | | | | | | | | | | | | | | | |
| VL1047A1 | D6 PIPE HOLDER - D8 J.G. TERMINAL | 1 | PZ | | | | | | | | | | | | | | | | | | | | | | | | | | | | | | | | | | | | | | | | | | | | | | | | | | | | | | | | | | | | | | | | | | | | | | | | | | | | | | | | | | |
| VL1064A0 | WASHING SYSTEM OUTLETS DISTRIBUTOR | 1 | PZ | | | | | | | | | | | | | | | | | | | | | | | | | | | | | | | | | | | | | | | | | | | | | | | | | | | | | | | | | | | | | | | | | | | | | | | | | | | | | | | | | | |
| VL1065A1 | 1/4 MALE N.O. PRESSURE SWITCH | 1 | PZ | | | | | | | | | | | | | | | | | | | | | | | | | | | | | | | | | | | | | | | | | | | | | | | | | | | | | | | | | | | | | | | | | | | | | | | | | | | | | | | | | | |
| VL1067A0 | WASHING SYSTEM INLETS DISTRIBUTOR | 1 | PZ | | | | | | | | | | | | | | | | | | | | | | | | | | | | | | | | | | | | | | | | | | | | | | | | | | | | | | | | | | | | | | | | | | | | | | | | | | | | | | | | | | |
| VL1092A0 | WASHING SYSTEM OUTLET DOUBLE DISTRIBUTOR | 1 | PZ | | | | | | | | | | | | | | | | | | | | | | | | | | | | | | | | | | | | | | | | | | | | | | | | | | | | | | | | | | | | | | | | | | | | | | | | | | | | | | | | | | |
| VL1102A1 | DETERGENT LINE FILTER + BARBED VNR 6 MM | 1 | PZ | | | | | | | | | | | | | | | | | | | | | | | | | | | | | | | | | | | | | | | | | | | | | | | | | | | | | | | | | | | | | | | | | | | | | | | | | | | | | | | | | | |
| VL1127A1 | 6MM BARBED T-SHAPED FITTING | 2 | PZ | | | | | | | | | | | | | | | | | | | | | | | | | | | | | | | | | | | | | | | | | | | | | | | | | | | | | | | | | | | | | | | | | | | | | | | | | | | | | | | | | | |
| VL1128A0 | D6 BARBED CHECK VALVE | 3 | PZ | | | | | | | | | | | | | | | | | | | | | | | | | | | | | | | | | | | | | | | | | | | | | | | | | | | | | | | | | | | | | | | | | | | | | | | | | | | | | | | | | | |
| VL1128A1 | D6 BARBED CHECK VALVE | 3 | PZ | | | | | | | | | | | | | | | | | | | | | | | | | | | | | | | | | | | | | | | | | | | | | | | | | | | | | | | | | | | | | | | | | | | | | | | | | | | | | | | | | | |
| VL1165A0 | BB6-AR6 STRAIGHT FITTING | 4 | PZ | | | | | | | | | | | | | | | | | | | | | | | | | | | | | | | | | | | | | | | | | | | | | | | | | | | | | | | | | | | | | | | | | | | | | | | | | | | | | | | | | | |
| VL1166A0 | BB6-AR6 L FITTING | 4 | PZ | | | | | | | | | | | | | | | | | | | | | | | | | | | | | | | | | | | | | | | | | | | | | | | | | | | | | | | | | | | | | | | | | | | | | | | | | | | | | | | | | | |
| VL1167A0 | | 1 | PZ | | | | | | | | | | | | | | | | | | | | | | | | | | | | | | | | | | | | | | | | | | | | | | | | | | | | | | | | | | | | | | | | | | | | | | | | | | | | | | | | | | |
| VL1167A1 | | 1 | PZ | | | | | | | | | | | | | | | | | | | | | | | | | | | | | | | | | | | | | | | | | | | | | | | | | | | | | | | | | | | | | | | | | | | | | | | | | | | | | | | | | | |
| VL1167A2 | GN21 3 ROTOR ARMS B-B FLOW RESTRICTOR | 1 | PZ | | | | | | | | | | | | | | | | | | | | | | | | | | | | | | | | | | | | | | | | | | | | | | | | | | | | | | | | | | | | | | | | | | | | | | | | | | | | | | | | | | |
| VL1174C0 | D1.2 MM CALIBRATED NOZZLE | 1 | PZ | | | | | | | | | | | | | | | | | | | | | | | | | | | | | | | | | | | | | | | | | | | | | | | | | | | | | | | | | | | | | | | | | | | | | | | | | | | | | | | | | | |
| VL1185A0 | 2 WAYS PLUS WASHING DISTRIBUTOR | 1 | PZ | | | | | | | | | | | | | | | | | | | | | | | | | | | | | | | | | | | | | | | | | | | | | | | | | | | | | | | | | | | | | | | | | | | | | | | | | | | | | | | | | | |


| COMPONENT | | | SPARE PART | | | | | | | | | | | | | | | | | | | | | | | | | | | | | | | | | | | | | | | | | | | | | | | | | | | | | | | | | | | | | | | |
|-----------|---|--|------------|--|---|------|-------------|---------------------------------|-----|----------|---------------------------------------|---|----|----------|---|--------------------------------------|----|----------|--|--------------------------------------|----|----------|--------------------------------------|---------------------------------|----|----|----------|-----------------------------|---|----|----------|-------------------------------------|---|----|----------|-----------------------|----|----|----------|--------------|---|----|----------|------------------------|---|----|----------|--------------------|---|----|----------|--|---|----|----------|--|-------|---|----------|--|-------|---|----------|-------------------|---|----|
| Code | Description | Image | Code | Description | Components list | | | | | | | | | | | | | | | | | | | | | | | | | | | | | | | | | | | | | | | | | | | | | | | | | | | | | | | | | | | | | |
| EL1440A | WATER SELF CLEANING VALVE |  | KVL1187A | 3 ROTOR ARMS PLUS EU CLEANING SYSTEM KIT | <table border="1"> <thead> <tr> <th>Code</th> <th>Description</th> <th>Qty</th> <th>UOM</th> </tr> </thead> <tbody> <tr> <td>VL1186A0</td> <td>3 WAYS PLUS WASHING DISTRIBUTOR</td> <td>1</td> <td>PZ</td> </tr> <tr> <td>VL1190A0</td> <td>PLUS WASHING SYSTEM INLET DISTRIBUTOR</td> <td>1</td> <td>PZ</td> </tr> <tr> <td>VM1605A0</td> <td>CLIP TWIST LOCK DIAM. 10,2-12,7 MM</td> <td>3</td> <td>PZ</td> </tr> <tr> <td>VM2172A0</td> <td>PUMP-WITH-CI RCUIT LOCKING PIN</td> <td>9</td> <td>PZ</td> </tr> </tbody> </table> | Code | Description | Qty | UOM | VL1186A0 | 3 WAYS PLUS WASHING DISTRIBUTOR | 1 | PZ | VL1190A0 | PLUS WASHING SYSTEM INLET DISTRIBUTOR | 1 | PZ | VM1605A0 | CLIP TWIST LOCK DIAM. 10,2-12,7 MM | 3 | PZ | VM2172A0 | PUMP-WITH-CI RCUIT LOCKING PIN | 9 | PZ | | | | | | | | | | | | | | | | | | | | | | | | | | | | | | | | | | | | | | | | | |
| | | | Code | Description | Qty | UOM | | | | | | | | | | | | | | | | | | | | | | | | | | | | | | | | | | | | | | | | | | | | | | | | | | | | | | | | | | | | |
| VL1186A0 | 3 WAYS PLUS WASHING DISTRIBUTOR | 1 | PZ | | | | | | | | | | | | | | | | | | | | | | | | | | | | | | | | | | | | | | | | | | | | | | | | | | | | | | | | | | | | | | | |
| VL1190A0 | PLUS WASHING SYSTEM INLET DISTRIBUTOR | 1 | PZ | | | | | | | | | | | | | | | | | | | | | | | | | | | | | | | | | | | | | | | | | | | | | | | | | | | | | | | | | | | | | | | |
| VM1605A0 | CLIP TWIST LOCK DIAM. 10,2-12,7 MM | 3 | PZ | | | | | | | | | | | | | | | | | | | | | | | | | | | | | | | | | | | | | | | | | | | | | | | | | | | | | | | | | | | | | | | |
| VM2172A0 | PUMP-WITH-CI RCUIT LOCKING PIN | 9 | PZ | | | | | | | | | | | | | | | | | | | | | | | | | | | | | | | | | | | | | | | | | | | | | | | | | | | | | | | | | | | | | | | |
| KVL1184A | 2 ROTOR ARMS PLUS EU CLEANING SYSTEM KIT | <table border="1"> <thead> <tr> <th>Code</th> <th>Description</th> <th>Qty</th> <th>UOM</th> </tr> </thead> <tbody> <tr> <td>0H2143A0</td> <td>LAMIERA BLOCCA VNR VL1128</td> <td>2</td> <td>PZ</td> </tr> <tr> <td>0H2168A0</td> <td></td> <td>1</td> <td>PZ</td> </tr> <tr> <td>0H2354A0</td> <td>XEVC-XEVL WASHING CIRCUIT PLAT</td> <td>1</td> <td>PZ</td> </tr> <tr> <td>EL1220A0</td> <td>JG STRAIGHT CONNECTION Ø8F-Ø8F</td> <td>3</td> <td>PZ</td> </tr> <tr> <td>EL1440A0</td> <td>WATER SELF CLEANING VALVE</td> <td>4</td> <td>PZ</td> </tr> <tr> <td>GN1526A0</td> <td>INT. D.=6.9 TH=1.8 O-RIN</td> <td>9</td> <td>PZ</td> </tr> <tr> <td>RC1018A0</td> <td>ZINC PLATED D12 ELASTIC CLAMP</td> <td>2</td> <td>PZ</td> </tr> <tr> <td>RC1019A0</td> <td>D=10 ELASTIC CLAMP</td> <td>21</td> <td>PZ</td> </tr> <tr> <td>RC1130A0</td> <td>130X2,6 CLAM</td> <td>7</td> <td>PZ</td> </tr> <tr> <td>RC1131A0</td> <td>200X2.6 BLACK CLAMP</td> <td>3</td> <td>PZ</td> </tr> <tr> <td>RC1242A0</td> <td>D=10 CLOSED CAP</td> <td>2</td> <td>PZ</td> </tr> <tr> <td>RC1356A0</td> <td>"STRAIGHT THREADED FEMALE END 8X1/4" BS</td> <td>1</td> <td>PZ</td> </tr> <tr> <td>TB2820A0</td> <td>6X10 EPDM PIPE FOR WASHING SYSTEM</td> <td>2.400</td> <td>M</td> </tr> <tr> <td>TB3132A0</td> <td>WHITE-BLUE EPDM TEXTILE BRAID HOSE 6X12</td> <td>1.220</td> <td>M</td> </tr> <tr> <td>VL1019A0</td> <td>VIBRATION PUMP</td> <td>1</td> <td>PZ</td> </tr> </tbody> </table> | Code | Description | Qty | UOM | 0H2143A0 | LAMIERA BLOCCA VNR VL1128 | 2 | PZ | 0H2168A0 | | 1 | PZ | 0H2354A0 | XEVC-XEVL WASHING CIRCUIT PLAT | 1 | PZ | EL1220A0 | JG STRAIGHT CONNECTION Ø8F-Ø8F | 3 | PZ | EL1440A0 | WATER SELF CLEANING VALVE | 4 | PZ | GN1526A0 | INT. D.=6.9 TH=1.8 O-RIN | 9 | PZ | RC1018A0 | ZINC PLATED D12 ELASTIC CLAMP | 2 | PZ | RC1019A0 | D=10 ELASTIC CLAMP | 21 | PZ | RC1130A0 | 130X2,6 CLAM | 7 | PZ | RC1131A0 | 200X2.6 BLACK CLAMP | 3 | PZ | RC1242A0 | D=10 CLOSED CAP | 2 | PZ | RC1356A0 | "STRAIGHT THREADED FEMALE END 8X1/4" BS | 1 | PZ | TB2820A0 | 6X10 EPDM PIPE FOR WASHING SYSTEM | 2.400 | M | TB3132A0 | WHITE-BLUE EPDM TEXTILE BRAID HOSE 6X12 | 1.220 | M | VL1019A0 | VIBRATION PUMP | 1 | PZ |
| Code | Description | Qty | UOM | | | | | | | | | | | | | | | | | | | | | | | | | | | | | | | | | | | | | | | | | | | | | | | | | | | | | | | | | | | | | | | |
| 0H2143A0 | LAMIERA BLOCCA VNR VL1128 | 2 | PZ | | | | | | | | | | | | | | | | | | | | | | | | | | | | | | | | | | | | | | | | | | | | | | | | | | | | | | | | | | | | | | | |
| 0H2168A0 | | 1 | PZ | | | | | | | | | | | | | | | | | | | | | | | | | | | | | | | | | | | | | | | | | | | | | | | | | | | | | | | | | | | | | | | |
| 0H2354A0 | XEVC-XEVL WASHING CIRCUIT PLAT | 1 | PZ | | | | | | | | | | | | | | | | | | | | | | | | | | | | | | | | | | | | | | | | | | | | | | | | | | | | | | | | | | | | | | | |
| EL1220A0 | JG STRAIGHT CONNECTION Ø8F-Ø8F | 3 | PZ | | | | | | | | | | | | | | | | | | | | | | | | | | | | | | | | | | | | | | | | | | | | | | | | | | | | | | | | | | | | | | | |
| EL1440A0 | WATER SELF CLEANING VALVE | 4 | PZ | | | | | | | | | | | | | | | | | | | | | | | | | | | | | | | | | | | | | | | | | | | | | | | | | | | | | | | | | | | | | | | |
| GN1526A0 | INT. D.=6.9 TH=1.8 O-RIN | 9 | PZ | | | | | | | | | | | | | | | | | | | | | | | | | | | | | | | | | | | | | | | | | | | | | | | | | | | | | | | | | | | | | | | |
| RC1018A0 | ZINC PLATED D12 ELASTIC CLAMP | 2 | PZ | | | | | | | | | | | | | | | | | | | | | | | | | | | | | | | | | | | | | | | | | | | | | | | | | | | | | | | | | | | | | | | |
| RC1019A0 | D=10 ELASTIC CLAMP | 21 | PZ | | | | | | | | | | | | | | | | | | | | | | | | | | | | | | | | | | | | | | | | | | | | | | | | | | | | | | | | | | | | | | | |
| RC1130A0 | 130X2,6 CLAM | 7 | PZ | | | | | | | | | | | | | | | | | | | | | | | | | | | | | | | | | | | | | | | | | | | | | | | | | | | | | | | | | | | | | | | |
| RC1131A0 | 200X2.6 BLACK CLAMP | 3 | PZ | | | | | | | | | | | | | | | | | | | | | | | | | | | | | | | | | | | | | | | | | | | | | | | | | | | | | | | | | | | | | | | |
| RC1242A0 | D=10 CLOSED CAP | 2 | PZ | | | | | | | | | | | | | | | | | | | | | | | | | | | | | | | | | | | | | | | | | | | | | | | | | | | | | | | | | | | | | | | |
| RC1356A0 | "STRAIGHT THREADED FEMALE END 8X1/4" BS | 1 | PZ | | | | | | | | | | | | | | | | | | | | | | | | | | | | | | | | | | | | | | | | | | | | | | | | | | | | | | | | | | | | | | | |
| TB2820A0 | 6X10 EPDM PIPE FOR WASHING SYSTEM | 2.400 | M | | | | | | | | | | | | | | | | | | | | | | | | | | | | | | | | | | | | | | | | | | | | | | | | | | | | | | | | | | | | | | | |
| TB3132A0 | WHITE-BLUE EPDM TEXTILE BRAID HOSE 6X12 | 1.220 | M | | | | | | | | | | | | | | | | | | | | | | | | | | | | | | | | | | | | | | | | | | | | | | | | | | | | | | | | | | | | | | | |
| VL1019A0 | VIBRATION PUMP | 1 | PZ | | | | | | | | | | | | | | | | | | | | | | | | | | | | | | | | | | | | | | | | | | | | | | | | | | | | | | | | | | | | | | | |




| COMPONENT | | | SPARE PART | | | | | | | | | | | | | | | | | | | | | | | | | | | | | | | | | | | | | | | | | | | | | | | | | | | | | | | | | | | | | | | | | | | | | | |
|-----------|--|---|------------|--|--|------|-------------|-----|-----|----------|---|---|----|----------|---|---|----|----------|-------------------------------------|---|----|----------|--|---|----|----------|--|---|----|----------|--|---|----|----------|--------------------------|---|----|----------|--------------------------|---|----|----------|--------------------------------|---|----|----------|--------------------------------|---|----|----------|----------------------|---|----|----------|---------------------------------|---|----|----------|---------------------------------------|---|----|----------|---|---|----|----------|--|---|----|----------|--------------------------------------|---|----|
| Code | Description | Image | Code | Description | Components list | | | | | | | | | | | | | | | | | | | | | | | | | | | | | | | | | | | | | | | | | | | | | | | | | | | | | | | | | | | | | | | | | | | | |
| EL1440A | WATER SELF CLEANING VALVE |  | KVL1184A | 2 ROTOR ARMS PLUS EU CLEANING SYSTEM KIT | <table border="1"> <thead> <tr> <th>Code</th> <th>Description</th> <th>Qty</th> <th>UOM</th> </tr> </thead> <tbody> <tr> <td>VL1046A1</td> <td>D6 PIPE HOLDER - D6 J.G. TERMINAL</td> <td>3</td> <td>PZ</td> </tr> <tr> <td>VL1047A1</td> <td>D6 PIPE HOLDER - D8 J.G. TERMINAL</td> <td>1</td> <td>PZ</td> </tr> <tr> <td>VL1065A1</td> <td>1/4 MALE N.O. PRESSURE SWITCH</td> <td>1</td> <td>PZ</td> </tr> <tr> <td>VL1067A0</td> <td>WASHING SYSTEM INLETS DISTRIBUTOR</td> <td>1</td> <td>PZ</td> </tr> <tr> <td>VL1092A0</td> <td>WASHING SYSTEM OUTLET DOUBLE DISTRIBUTOR</td> <td>1</td> <td>PZ</td> </tr> <tr> <td>VL1102A1</td> <td>DETERGENT LINE FILTER + BARBED VNR 6 MM</td> <td>1</td> <td>PZ</td> </tr> <tr> <td>VL1128A0</td> <td>D6 BARBED CHECK VALVE</td> <td>2</td> <td>PZ</td> </tr> <tr> <td>VL1128A1</td> <td>D6 BARBED CHECK VALVE</td> <td>2</td> <td>PZ</td> </tr> <tr> <td>VL1141A1</td> <td>STRAIGHT CONNECT BB6-BB6</td> <td>1</td> <td>PZ</td> </tr> <tr> <td>VL1165A0</td> <td>BB6-AR6 STRAIGHT FITTING</td> <td>4</td> <td>PZ</td> </tr> <tr> <td>VL1166A0</td> <td>BB6-AR6 L FITTING</td> <td>4</td> <td>PZ</td> </tr> <tr> <td>VL1174C0</td> <td>D1.2 MM CALIBRATED NOZZLE</td> <td>1</td> <td>PZ</td> </tr> <tr> <td>VL1186A0</td> <td>3 WAYS PLUS WASHING DISTRIBUTOR</td> <td>1</td> <td>PZ</td> </tr> <tr> <td>VL1190A0</td> <td>PLUS WASHING SYSTEM INLET DISTRIBUTOR</td> <td>1</td> <td>PZ</td> </tr> <tr> <td>VM1605A0</td> <td>CLIP TWIST LOCK DIAM. 10,2-12,7 MM</td> <td>4</td> <td>PZ</td> </tr> <tr> <td>VM2172A0</td> <td>PUMP-WITH-CI RCUIT LOCKING PIN</td> <td>9</td> <td>PZ</td> </tr> </tbody> </table> | Code | Description | Qty | UOM | VL1046A1 | D6 PIPE HOLDER - D6 J.G. TERMINAL | 3 | PZ | VL1047A1 | D6 PIPE HOLDER - D8 J.G. TERMINAL | 1 | PZ | VL1065A1 | 1/4 MALE N.O. PRESSURE SWITCH | 1 | PZ | VL1067A0 | WASHING SYSTEM INLETS DISTRIBUTOR | 1 | PZ | VL1092A0 | WASHING SYSTEM OUTLET DOUBLE DISTRIBUTOR | 1 | PZ | VL1102A1 | DETERGENT LINE FILTER + BARBED VNR 6 MM | 1 | PZ | VL1128A0 | D6 BARBED CHECK VALVE | 2 | PZ | VL1128A1 | D6 BARBED CHECK VALVE | 2 | PZ | VL1141A1 | STRAIGHT CONNECT BB6-BB6 | 1 | PZ | VL1165A0 | BB6-AR6 STRAIGHT FITTING | 4 | PZ | VL1166A0 | BB6-AR6 L FITTING | 4 | PZ | VL1174C0 | D1.2 MM CALIBRATED NOZZLE | 1 | PZ | VL1186A0 | 3 WAYS PLUS WASHING DISTRIBUTOR | 1 | PZ | VL1190A0 | PLUS WASHING SYSTEM INLET DISTRIBUTOR | 1 | PZ | VM1605A0 | CLIP TWIST LOCK DIAM. 10,2-12,7 MM | 4 | PZ | VM2172A0 | PUMP-WITH-CI RCUIT LOCKING PIN | 9 | PZ |
| Code | Description | Qty | UOM | | | | | | | | | | | | | | | | | | | | | | | | | | | | | | | | | | | | | | | | | | | | | | | | | | | | | | | | | | | | | | | | | | | | | | |
| VL1046A1 | D6 PIPE HOLDER - D6 J.G. TERMINAL | 3 | PZ | | | | | | | | | | | | | | | | | | | | | | | | | | | | | | | | | | | | | | | | | | | | | | | | | | | | | | | | | | | | | | | | | | | | | | |
| VL1047A1 | D6 PIPE HOLDER - D8 J.G. TERMINAL | 1 | PZ | | | | | | | | | | | | | | | | | | | | | | | | | | | | | | | | | | | | | | | | | | | | | | | | | | | | | | | | | | | | | | | | | | | | | | |
| VL1065A1 | 1/4 MALE N.O. PRESSURE SWITCH | 1 | PZ | | | | | | | | | | | | | | | | | | | | | | | | | | | | | | | | | | | | | | | | | | | | | | | | | | | | | | | | | | | | | | | | | | | | | | |
| VL1067A0 | WASHING SYSTEM INLETS DISTRIBUTOR | 1 | PZ | | | | | | | | | | | | | | | | | | | | | | | | | | | | | | | | | | | | | | | | | | | | | | | | | | | | | | | | | | | | | | | | | | | | | | |
| VL1092A0 | WASHING SYSTEM OUTLET DOUBLE DISTRIBUTOR | 1 | PZ | | | | | | | | | | | | | | | | | | | | | | | | | | | | | | | | | | | | | | | | | | | | | | | | | | | | | | | | | | | | | | | | | | | | | | |
| VL1102A1 | DETERGENT LINE FILTER + BARBED VNR 6 MM | 1 | PZ | | | | | | | | | | | | | | | | | | | | | | | | | | | | | | | | | | | | | | | | | | | | | | | | | | | | | | | | | | | | | | | | | | | | | | |
| VL1128A0 | D6 BARBED CHECK VALVE | 2 | PZ | | | | | | | | | | | | | | | | | | | | | | | | | | | | | | | | | | | | | | | | | | | | | | | | | | | | | | | | | | | | | | | | | | | | | | |
| VL1128A1 | D6 BARBED CHECK VALVE | 2 | PZ | | | | | | | | | | | | | | | | | | | | | | | | | | | | | | | | | | | | | | | | | | | | | | | | | | | | | | | | | | | | | | | | | | | | | | |
| VL1141A1 | STRAIGHT CONNECT BB6-BB6 | 1 | PZ | | | | | | | | | | | | | | | | | | | | | | | | | | | | | | | | | | | | | | | | | | | | | | | | | | | | | | | | | | | | | | | | | | | | | | |
| VL1165A0 | BB6-AR6 STRAIGHT FITTING | 4 | PZ | | | | | | | | | | | | | | | | | | | | | | | | | | | | | | | | | | | | | | | | | | | | | | | | | | | | | | | | | | | | | | | | | | | | | | |
| VL1166A0 | BB6-AR6 L FITTING | 4 | PZ | | | | | | | | | | | | | | | | | | | | | | | | | | | | | | | | | | | | | | | | | | | | | | | | | | | | | | | | | | | | | | | | | | | | | | |
| VL1174C0 | D1.2 MM CALIBRATED NOZZLE | 1 | PZ | | | | | | | | | | | | | | | | | | | | | | | | | | | | | | | | | | | | | | | | | | | | | | | | | | | | | | | | | | | | | | | | | | | | | | |
| VL1186A0 | 3 WAYS PLUS WASHING DISTRIBUTOR | 1 | PZ | | | | | | | | | | | | | | | | | | | | | | | | | | | | | | | | | | | | | | | | | | | | | | | | | | | | | | | | | | | | | | | | | | | | | | |
| VL1190A0 | PLUS WASHING SYSTEM INLET DISTRIBUTOR | 1 | PZ | | | | | | | | | | | | | | | | | | | | | | | | | | | | | | | | | | | | | | | | | | | | | | | | | | | | | | | | | | | | | | | | | | | | | | |
| VM1605A0 | CLIP TWIST LOCK DIAM. 10,2-12,7 MM | 4 | PZ | | | | | | | | | | | | | | | | | | | | | | | | | | | | | | | | | | | | | | | | | | | | | | | | | | | | | | | | | | | | | | | | | | | | | | |
| VM2172A0 | PUMP-WITH-CI RCUIT LOCKING PIN | 9 | PZ | | | | | | | | | | | | | | | | | | | | | | | | | | | | | | | | | | | | | | | | | | | | | | | | | | | | | | | | | | | | | | | | | | | | | | |


| COMPONENT | | | SPARE PART | | | | | | | | | | | | | | | | | | | | | | | | | | | | | | | | | | | | | | | | | | | | | | | | | | | | | | | | | | | | | | | | | | | | | | | | | | | | | | | | | | | | | | |
|-----------|--|---|------------|--|---|------|-------------|-----|-----|----------|---------------------------------|---|----|----------|--|---|----|----------|--------------------------------------|---|----|----------|---------------------------------|---|----|----------|-----------------------------|---|----|----------|-------------------------------------|---|----|----------|-----------------------|----|----|----------|--------------|---|----|----------|------------------------|---|----|----------|--------------------|---|----|----------|--|---|----|----------|--|-------|---|----------|--|-------|---|----------|--------------------------------------|---|----|----------|-------------------|---|----|----------|---|---|----|----------|-------------------------------------|---|----|----------|--|---|----|----------|--------------------------|---|----|----------|--------------------------|---|----|
| Code | Description | Image | Code | Description | Components list | | | | | | | | | | | | | | | | | | | | | | | | | | | | | | | | | | | | | | | | | | | | | | | | | | | | | | | | | | | | | | | | | | | | | | | | | | | | | | | | | | | | |
| EL1440A | WATER SELF CLEANING VALVE |  | KVL1183A | 1 ROTOR ARM PLUS CLEANING SYSTEM KIT | <table border="1"> <thead> <tr> <th>Code</th> <th>Description</th> <th>Qty</th> <th>UOM</th> </tr> </thead> <tbody> <tr> <td>0H2143A0</td> <td>LAMIERA BLOCCA VNR VL1128</td> <td>2</td> <td>PZ</td> </tr> <tr> <td>0H2168A1</td> <td></td> <td>1</td> <td>PZ</td> </tr> <tr> <td>0H2354A0</td> <td>XEVC-XEVL WASHING CIRCUIT PLAT</td> <td>1</td> <td>PZ</td> </tr> <tr> <td>EL1440A0</td> <td>WATER SELF CLEANING VALVE</td> <td>3</td> <td>PZ</td> </tr> <tr> <td>GN1526A0</td> <td>INT. D.=6.9 TH=1.8 O-RIN</td> <td>7</td> <td>PZ</td> </tr> <tr> <td>RC1018A0</td> <td>ZINC PLATED D12 ELASTIC CLAMP</td> <td>2</td> <td>PZ</td> </tr> <tr> <td>RC1019A0</td> <td>D=10 ELASTIC CLAMP</td> <td>14</td> <td>PZ</td> </tr> <tr> <td>RC1130A0</td> <td>130X2,6 CLAM</td> <td>5</td> <td>PZ</td> </tr> <tr> <td>RC1131A0</td> <td>200X2.6 BLACK CLAMP</td> <td>2</td> <td>PZ</td> </tr> <tr> <td>RC1242A0</td> <td>D=10 CLOSED CAP</td> <td>2</td> <td>PZ</td> </tr> <tr> <td>RC1356A0</td> <td>"STRAIGHT THREADED FEMALE END 8X1/4" BS</td> <td>1</td> <td>PZ</td> </tr> <tr> <td>TB2820A0</td> <td>6X10 EPDM PIPE FOR WASHING SYSTEM</td> <td>1.410</td> <td>M</td> </tr> <tr> <td>TB3132A0</td> <td>WHITE-BLUE EPDM TEXTILE BRAID HOSE 6X12</td> <td>0.770</td> <td>M</td> </tr> <tr> <td>VH1220A1</td> <td>4,2X12 TCB SELF-TAPPIN G SCREW</td> <td>3</td> <td>PZ</td> </tr> <tr> <td>VL1019A0</td> <td>VIBRATION PUMP</td> <td>1</td> <td>PZ</td> </tr> <tr> <td>VL1047A1</td> <td>D6 PIPE HOLDER - D8 J.G. TERMINAL</td> <td>1</td> <td>PZ</td> </tr> <tr> <td>VL1065A1</td> <td>1/4 MALE N.O. PRESSURE SWITCH</td> <td>1</td> <td>PZ</td> </tr> <tr> <td>VL1102A1</td> <td>DETERGENT LINE FILTER + BARBED VNR 6 MM</td> <td>1</td> <td>PZ</td> </tr> <tr> <td>VL1128A0</td> <td>D6 BARBED CHECK VALVE</td> <td>2</td> <td>PZ</td> </tr> <tr> <td>VL1128A1</td> <td>D6 BARBED CHECK VALVE</td> <td>2</td> <td>PZ</td> </tr> </tbody> </table> | Code | Description | Qty | UOM | 0H2143A0 | LAMIERA BLOCCA VNR VL1128 | 2 | PZ | 0H2168A1 | | 1 | PZ | 0H2354A0 | XEVC-XEVL WASHING CIRCUIT PLAT | 1 | PZ | EL1440A0 | WATER SELF CLEANING VALVE | 3 | PZ | GN1526A0 | INT. D.=6.9 TH=1.8 O-RIN | 7 | PZ | RC1018A0 | ZINC PLATED D12 ELASTIC CLAMP | 2 | PZ | RC1019A0 | D=10 ELASTIC CLAMP | 14 | PZ | RC1130A0 | 130X2,6 CLAM | 5 | PZ | RC1131A0 | 200X2.6 BLACK CLAMP | 2 | PZ | RC1242A0 | D=10 CLOSED CAP | 2 | PZ | RC1356A0 | "STRAIGHT THREADED FEMALE END 8X1/4" BS | 1 | PZ | TB2820A0 | 6X10 EPDM PIPE FOR WASHING SYSTEM | 1.410 | M | TB3132A0 | WHITE-BLUE EPDM TEXTILE BRAID HOSE 6X12 | 0.770 | M | VH1220A1 | 4,2X12 TCB SELF-TAPPIN G SCREW | 3 | PZ | VL1019A0 | VIBRATION PUMP | 1 | PZ | VL1047A1 | D6 PIPE HOLDER - D8 J.G. TERMINAL | 1 | PZ | VL1065A1 | 1/4 MALE N.O. PRESSURE SWITCH | 1 | PZ | VL1102A1 | DETERGENT LINE FILTER + BARBED VNR 6 MM | 1 | PZ | VL1128A0 | D6 BARBED CHECK VALVE | 2 | PZ | VL1128A1 | D6 BARBED CHECK VALVE | 2 | PZ |
| Code | Description | Qty | UOM | | | | | | | | | | | | | | | | | | | | | | | | | | | | | | | | | | | | | | | | | | | | | | | | | | | | | | | | | | | | | | | | | | | | | | | | | | | | | | | | | | | | | | |
| 0H2143A0 | LAMIERA BLOCCA VNR VL1128 | 2 | PZ | | | | | | | | | | | | | | | | | | | | | | | | | | | | | | | | | | | | | | | | | | | | | | | | | | | | | | | | | | | | | | | | | | | | | | | | | | | | | | | | | | | | | | |
| 0H2168A1 | | 1 | PZ | | | | | | | | | | | | | | | | | | | | | | | | | | | | | | | | | | | | | | | | | | | | | | | | | | | | | | | | | | | | | | | | | | | | | | | | | | | | | | | | | | | | | | |
| 0H2354A0 | XEVC-XEVL WASHING CIRCUIT PLAT | 1 | PZ | | | | | | | | | | | | | | | | | | | | | | | | | | | | | | | | | | | | | | | | | | | | | | | | | | | | | | | | | | | | | | | | | | | | | | | | | | | | | | | | | | | | | | |
| EL1440A0 | WATER SELF CLEANING VALVE | 3 | PZ | | | | | | | | | | | | | | | | | | | | | | | | | | | | | | | | | | | | | | | | | | | | | | | | | | | | | | | | | | | | | | | | | | | | | | | | | | | | | | | | | | | | | | |
| GN1526A0 | INT. D.=6.9 TH=1.8 O-RIN | 7 | PZ | | | | | | | | | | | | | | | | | | | | | | | | | | | | | | | | | | | | | | | | | | | | | | | | | | | | | | | | | | | | | | | | | | | | | | | | | | | | | | | | | | | | | | |
| RC1018A0 | ZINC PLATED D12 ELASTIC CLAMP | 2 | PZ | | | | | | | | | | | | | | | | | | | | | | | | | | | | | | | | | | | | | | | | | | | | | | | | | | | | | | | | | | | | | | | | | | | | | | | | | | | | | | | | | | | | | | |
| RC1019A0 | D=10 ELASTIC CLAMP | 14 | PZ | | | | | | | | | | | | | | | | | | | | | | | | | | | | | | | | | | | | | | | | | | | | | | | | | | | | | | | | | | | | | | | | | | | | | | | | | | | | | | | | | | | | | | |
| RC1130A0 | 130X2,6 CLAM | 5 | PZ | | | | | | | | | | | | | | | | | | | | | | | | | | | | | | | | | | | | | | | | | | | | | | | | | | | | | | | | | | | | | | | | | | | | | | | | | | | | | | | | | | | | | | |
| RC1131A0 | 200X2.6 BLACK CLAMP | 2 | PZ | | | | | | | | | | | | | | | | | | | | | | | | | | | | | | | | | | | | | | | | | | | | | | | | | | | | | | | | | | | | | | | | | | | | | | | | | | | | | | | | | | | | | | |
| RC1242A0 | D=10 CLOSED CAP | 2 | PZ | | | | | | | | | | | | | | | | | | | | | | | | | | | | | | | | | | | | | | | | | | | | | | | | | | | | | | | | | | | | | | | | | | | | | | | | | | | | | | | | | | | | | | |
| RC1356A0 | "STRAIGHT THREADED FEMALE END 8X1/4" BS | 1 | PZ | | | | | | | | | | | | | | | | | | | | | | | | | | | | | | | | | | | | | | | | | | | | | | | | | | | | | | | | | | | | | | | | | | | | | | | | | | | | | | | | | | | | | | |
| TB2820A0 | 6X10 EPDM PIPE FOR WASHING SYSTEM | 1.410 | M | | | | | | | | | | | | | | | | | | | | | | | | | | | | | | | | | | | | | | | | | | | | | | | | | | | | | | | | | | | | | | | | | | | | | | | | | | | | | | | | | | | | | | |
| TB3132A0 | WHITE-BLUE EPDM TEXTILE BRAID HOSE 6X12 | 0.770 | M | | | | | | | | | | | | | | | | | | | | | | | | | | | | | | | | | | | | | | | | | | | | | | | | | | | | | | | | | | | | | | | | | | | | | | | | | | | | | | | | | | | | | | |
| VH1220A1 | 4,2X12 TCB SELF-TAPPIN G SCREW | 3 | PZ | | | | | | | | | | | | | | | | | | | | | | | | | | | | | | | | | | | | | | | | | | | | | | | | | | | | | | | | | | | | | | | | | | | | | | | | | | | | | | | | | | | | | | |
| VL1019A0 | VIBRATION PUMP | 1 | PZ | | | | | | | | | | | | | | | | | | | | | | | | | | | | | | | | | | | | | | | | | | | | | | | | | | | | | | | | | | | | | | | | | | | | | | | | | | | | | | | | | | | | | | |
| VL1047A1 | D6 PIPE HOLDER - D8 J.G. TERMINAL | 1 | PZ | | | | | | | | | | | | | | | | | | | | | | | | | | | | | | | | | | | | | | | | | | | | | | | | | | | | | | | | | | | | | | | | | | | | | | | | | | | | | | | | | | | | | | |
| VL1065A1 | 1/4 MALE N.O. PRESSURE SWITCH | 1 | PZ | | | | | | | | | | | | | | | | | | | | | | | | | | | | | | | | | | | | | | | | | | | | | | | | | | | | | | | | | | | | | | | | | | | | | | | | | | | | | | | | | | | | | | |
| VL1102A1 | DETERGENT LINE FILTER + BARBED VNR 6 MM | 1 | PZ | | | | | | | | | | | | | | | | | | | | | | | | | | | | | | | | | | | | | | | | | | | | | | | | | | | | | | | | | | | | | | | | | | | | | | | | | | | | | | | | | | | | | | |
| VL1128A0 | D6 BARBED CHECK VALVE | 2 | PZ | | | | | | | | | | | | | | | | | | | | | | | | | | | | | | | | | | | | | | | | | | | | | | | | | | | | | | | | | | | | | | | | | | | | | | | | | | | | | | | | | | | | | | |
| VL1128A1 | D6 BARBED CHECK VALVE | 2 | PZ | | | | | | | | | | | | | | | | | | | | | | | | | | | | | | | | | | | | | | | | | | | | | | | | | | | | | | | | | | | | | | | | | | | | | | | | | | | | | | | | | | | | | | |

| COMPONENT | | | SPARE PART | | | | | | | | | | | | | | | | | | | | | | | | | | | | | | | | | | | | | | | | | | | | | | | |
|-----------|---|--|------------|--|---|------|-------------|---------------------------------|-----|----------|--------------------------------|--|----|----------|----------------------|---------------------------------|----|----------|---------------------------------|-----------------------------|----|----------|---------------------------------------|-------------------------------------|----|----------|---|-----------------------|----|----------|--|--------------|----|----------|--------------------------------------|--------------------|----|----|----------|--|-------|---|----------|--|-------|---|----------|--------------------------------------|---|----|
| Code | Description | Image | Code | Description | Components list | | | | | | | | | | | | | | | | | | | | | | | | | | | | | | | | | | | | | | | | | | | | | |
| EL1440A | WATER SELF CLEANING VALVE |  | KVL1183A | 1 ROTOR ARM PLUS CLEANING SYSTEM KIT | <table border="1"> <thead> <tr> <th>Code</th> <th>Description</th> <th>Qty</th> <th>UOM</th> </tr> </thead> <tbody> <tr> <td>VL1165A0</td> <td>BB6-AR6 STRAIGHT FITTING</td> <td>1</td> <td>PZ</td> </tr> <tr> <td>VL1166A0</td> <td>BB6-AR6 L FITTING</td> <td>3</td> <td>PZ</td> </tr> <tr> <td>VL1174C0</td> <td>D1.2 MM CALIBRATED NOZZLE</td> <td>1</td> <td>PZ</td> </tr> <tr> <td>VL1185A0</td> <td>2 WAYS PLUS WASHING DISTRIBUTOR</td> <td>1</td> <td>PZ</td> </tr> <tr> <td>VL1190A0</td> <td>PLUS WASHING SYSTEM INLET DISTRIBUTOR</td> <td>1</td> <td>PZ</td> </tr> <tr> <td>VM1605A0</td> <td>CLIP TWIST LOCK DIAM. 10,2-12,7 MM</td> <td>3</td> <td>PZ</td> </tr> <tr> <td>VM2172A0</td> <td>PUMP-WITH-CI RCUIT LOCKING PIN</td> <td>7</td> <td>PZ</td> </tr> </tbody> </table> | Code | Description | Qty | UOM | VL1165A0 | BB6-AR6 STRAIGHT FITTING | 1 | PZ | VL1166A0 | BB6-AR6 L FITTING | 3 | PZ | VL1174C0 | D1.2 MM CALIBRATED NOZZLE | 1 | PZ | VL1185A0 | 2 WAYS PLUS WASHING DISTRIBUTOR | 1 | PZ | VL1190A0 | PLUS WASHING SYSTEM INLET DISTRIBUTOR | 1 | PZ | VM1605A0 | CLIP TWIST LOCK DIAM. 10,2-12,7 MM | 3 | PZ | VM2172A0 | PUMP-WITH-CI RCUIT LOCKING PIN | 7 | PZ | | | | | | | | | | | | | |
| | | | Code | Description | Qty | UOM | | | | | | | | | | | | | | | | | | | | | | | | | | | | | | | | | | | | | | | | | | | | |
| VL1165A0 | BB6-AR6 STRAIGHT FITTING | 1 | PZ | | | | | | | | | | | | | | | | | | | | | | | | | | | | | | | | | | | | | | | | | | | | | | | |
| VL1166A0 | BB6-AR6 L FITTING | 3 | PZ | | | | | | | | | | | | | | | | | | | | | | | | | | | | | | | | | | | | | | | | | | | | | | | |
| VL1174C0 | D1.2 MM CALIBRATED NOZZLE | 1 | PZ | | | | | | | | | | | | | | | | | | | | | | | | | | | | | | | | | | | | | | | | | | | | | | | |
| VL1185A0 | 2 WAYS PLUS WASHING DISTRIBUTOR | 1 | PZ | | | | | | | | | | | | | | | | | | | | | | | | | | | | | | | | | | | | | | | | | | | | | | | |
| VL1190A0 | PLUS WASHING SYSTEM INLET DISTRIBUTOR | 1 | PZ | | | | | | | | | | | | | | | | | | | | | | | | | | | | | | | | | | | | | | | | | | | | | | | |
| VM1605A0 | CLIP TWIST LOCK DIAM. 10,2-12,7 MM | 3 | PZ | | | | | | | | | | | | | | | | | | | | | | | | | | | | | | | | | | | | | | | | | | | | | | | |
| VM2172A0 | PUMP-WITH-CI RCUIT LOCKING PIN | 7 | PZ | | | | | | | | | | | | | | | | | | | | | | | | | | | | | | | | | | | | | | | | | | | | | | | |
| KVL1182A | ONE CLEANING SYSTEM KIT (0311 EXC.) | <table border="1"> <thead> <tr> <th>Code</th> <th>Description</th> <th>Qty</th> <th>UOM</th> </tr> </thead> <tbody> <tr> <td>0H2143A0</td> <td>LAMIERA BLOCCA VNR VL1128</td> <td>2</td> <td>PZ</td> </tr> <tr> <td>0H2202A1</td> <td>ONE WASHING WITH STEAM VALVE SUPPORT</td> <td>1</td> <td>PZ</td> </tr> <tr> <td>EL1440A0</td> <td>WATER SELF CLEANING VALVE</td> <td>1</td> <td>PZ</td> </tr> <tr> <td>GN1526A0</td> <td>INT. D.=6.9 TH=1.8 O-RIN</td> <td>3</td> <td>PZ</td> </tr> <tr> <td>RC1018A0</td> <td>ZINC PLATED D12 ELASTIC CLAMP</td> <td>1</td> <td>PZ</td> </tr> <tr> <td>RC1019A0</td> <td>D=10 ELASTIC CLAMP</td> <td>14</td> <td>PZ</td> </tr> <tr> <td>RC1130A0</td> <td>130X2,6 CLAM</td> <td>2</td> <td>PZ</td> </tr> <tr> <td>RC1242A0</td> <td>D=10 CLOSED CAP</td> <td>2</td> <td>PZ</td> </tr> <tr> <td>TB2820A0</td> <td>6X10 EPDM PIPE FOR WASHING SYSTEM</td> <td>1.410</td> <td>M</td> </tr> <tr> <td>TB3132A0</td> <td>WHITE-BLUE EPDM TEXTILE BRAID HOSE 6X12</td> <td>0.670</td> <td>M</td> </tr> <tr> <td>VH1220A1</td> <td>4,2X12 TCB SELF-TAPPIN G SCREW</td> <td>1</td> <td>PZ</td> </tr> </tbody> </table> | Code | Description | Qty | UOM | 0H2143A0 | LAMIERA BLOCCA VNR VL1128 | 2 | PZ | 0H2202A1 | ONE WASHING WITH STEAM VALVE SUPPORT | 1 | PZ | EL1440A0 | WATER SELF CLEANING VALVE | 1 | PZ | GN1526A0 | INT. D.=6.9 TH=1.8 O-RIN | 3 | PZ | RC1018A0 | ZINC PLATED D12 ELASTIC CLAMP | 1 | PZ | RC1019A0 | D=10 ELASTIC CLAMP | 14 | PZ | RC1130A0 | 130X2,6 CLAM | 2 | PZ | RC1242A0 | D=10 CLOSED CAP | 2 | PZ | TB2820A0 | 6X10 EPDM PIPE FOR WASHING SYSTEM | 1.410 | M | TB3132A0 | WHITE-BLUE EPDM TEXTILE BRAID HOSE 6X12 | 0.670 | M | VH1220A1 | 4,2X12 TCB SELF-TAPPIN G SCREW | 1 | PZ |
| Code | Description | Qty | UOM | | | | | | | | | | | | | | | | | | | | | | | | | | | | | | | | | | | | | | | | | | | | | | | |
| 0H2143A0 | LAMIERA BLOCCA VNR VL1128 | 2 | PZ | | | | | | | | | | | | | | | | | | | | | | | | | | | | | | | | | | | | | | | | | | | | | | | |
| 0H2202A1 | ONE WASHING WITH STEAM VALVE SUPPORT | 1 | PZ | | | | | | | | | | | | | | | | | | | | | | | | | | | | | | | | | | | | | | | | | | | | | | | |
| EL1440A0 | WATER SELF CLEANING VALVE | 1 | PZ | | | | | | | | | | | | | | | | | | | | | | | | | | | | | | | | | | | | | | | | | | | | | | | |
| GN1526A0 | INT. D.=6.9 TH=1.8 O-RIN | 3 | PZ | | | | | | | | | | | | | | | | | | | | | | | | | | | | | | | | | | | | | | | | | | | | | | | |
| RC1018A0 | ZINC PLATED D12 ELASTIC CLAMP | 1 | PZ | | | | | | | | | | | | | | | | | | | | | | | | | | | | | | | | | | | | | | | | | | | | | | | |
| RC1019A0 | D=10 ELASTIC CLAMP | 14 | PZ | | | | | | | | | | | | | | | | | | | | | | | | | | | | | | | | | | | | | | | | | | | | | | | |
| RC1130A0 | 130X2,6 CLAM | 2 | PZ | | | | | | | | | | | | | | | | | | | | | | | | | | | | | | | | | | | | | | | | | | | | | | | |
| RC1242A0 | D=10 CLOSED CAP | 2 | PZ | | | | | | | | | | | | | | | | | | | | | | | | | | | | | | | | | | | | | | | | | | | | | | | |
| TB2820A0 | 6X10 EPDM PIPE FOR WASHING SYSTEM | 1.410 | M | | | | | | | | | | | | | | | | | | | | | | | | | | | | | | | | | | | | | | | | | | | | | | | |
| TB3132A0 | WHITE-BLUE EPDM TEXTILE BRAID HOSE 6X12 | 0.670 | M | | | | | | | | | | | | | | | | | | | | | | | | | | | | | | | | | | | | | | | | | | | | | | | |
| VH1220A1 | 4,2X12 TCB SELF-TAPPIN G SCREW | 1 | PZ | | | | | | | | | | | | | | | | | | | | | | | | | | | | | | | | | | | | | | | | | | | | | | | |


| COMPONENT | | | SPARE PART | | | | | | | | | | | | | | | | | | | | | | | | | | | | | | | | | | | | | | | | | | | | | | | | | | | | | | | | | | | | | | | | | | | | | | | | | | | | | |
|-----------|---|---|------------|-------------------------------------|---|------|-------------|-----|-----|----------|----------------|---|----|----------|-----------------------------------|---|----|----------|-----------------------------------|---|----|----------|---|---|----|----------|-----------------------|---|----|----------|-----------------------|---|----|----------|--------------------------|---|----|----------|-------------------|---|----|----------|---------------------------|---|----|----------|-------------------------------------|---|----|----------|------------------------------------|---|----|----------|--------------------------------|---|----|----------|-------------------------------|---|------|-------------|-----|-----|----------|---------------------------|---|----|----------|---------------------------|---|----|----------|---------------------|---|----|----------|----------------------------------|-------|---|
| Code | Description | Image | Code | Description | Components list | | | | | | | | | | | | | | | | | | | | | | | | | | | | | | | | | | | | | | | | | | | | | | | | | | | | | | | | | | | | | | | | | | | | | | | | | | | |
| EL1440A | WATER SELF CLEANING VALVE |  | KVL1182A | ONE CLEANING SYSTEM KIT (0311 EXC.) | <table border="1"> <thead> <tr> <th>Code</th> <th>Description</th> <th>Qty</th> <th>UOM</th> </tr> </thead> <tbody> <tr> <td>VL1019A0</td> <td>VIBRATION PUMP</td> <td>1</td> <td>PZ</td> </tr> <tr> <td>VL1047A1</td> <td>D6 PIPE HOLDER - D8 J.G. TERMINAL</td> <td>1</td> <td>PZ</td> </tr> <tr> <td>VL1054B0</td> <td>ONE WASHING SYS INLET DISTRIBUTOR</td> <td>1</td> <td>PZ</td> </tr> <tr> <td>VL1102A1</td> <td>DETERGENT LINE FILTER + BARBED VNR 6 MM</td> <td>1</td> <td>PZ</td> </tr> <tr> <td>VL1128A0</td> <td>D6 BARBED CHECK VALVE</td> <td>2</td> <td>PZ</td> </tr> <tr> <td>VL1128A1</td> <td>D6 BARBED CHECK VALVE</td> <td>2</td> <td>PZ</td> </tr> <tr> <td>VL1165A0</td> <td>BB6-AR6 STRAIGHT FITTING</td> <td>1</td> <td>PZ</td> </tr> <tr> <td>VL1166A0</td> <td>BB6-AR6 L FITTING</td> <td>1</td> <td>PZ</td> </tr> <tr> <td>VL1174C0</td> <td>D1.2 MM CALIBRATED NOZZLE</td> <td>1</td> <td>PZ</td> </tr> <tr> <td>VL1191A0</td> <td>ONE WASHING DISTRIBUTOR OUTLETS KIT</td> <td>1</td> <td>PZ</td> </tr> <tr> <td>VM1605A0</td> <td>CLIP TWIST LOCK DIAM. 10,2-12,7 MM</td> <td>3</td> <td>PZ</td> </tr> <tr> <td>VM2172A0</td> <td>PUMP-WITH-CI RCUIT LOCKING PIN</td> <td>2</td> <td>PZ</td> </tr> </tbody> </table> | Code | Description | Qty | UOM | VL1019A0 | VIBRATION PUMP | 1 | PZ | VL1047A1 | D6 PIPE HOLDER - D8 J.G. TERMINAL | 1 | PZ | VL1054B0 | ONE WASHING SYS INLET DISTRIBUTOR | 1 | PZ | VL1102A1 | DETERGENT LINE FILTER + BARBED VNR 6 MM | 1 | PZ | VL1128A0 | D6 BARBED CHECK VALVE | 2 | PZ | VL1128A1 | D6 BARBED CHECK VALVE | 2 | PZ | VL1165A0 | BB6-AR6 STRAIGHT FITTING | 1 | PZ | VL1166A0 | BB6-AR6 L FITTING | 1 | PZ | VL1174C0 | D1.2 MM CALIBRATED NOZZLE | 1 | PZ | VL1191A0 | ONE WASHING DISTRIBUTOR OUTLETS KIT | 1 | PZ | VM1605A0 | CLIP TWIST LOCK DIAM. 10,2-12,7 MM | 3 | PZ | VM2172A0 | PUMP-WITH-CI RCUIT LOCKING PIN | 2 | PZ | KEL1440A | SELF CLEANING WATER VALVE KIT | <table border="1"> <thead> <tr> <th>Code</th> <th>Description</th> <th>Qty</th> <th>UOM</th> </tr> </thead> <tbody> <tr> <td>EL1440A0</td> <td>WATER SELF CLEANING VALVE</td> <td>1</td> <td>PZ</td> </tr> <tr> <td>GN1526A0</td> <td>INT. D.=6.9 TH=1.8 O-RING</td> <td>2</td> <td>PZ</td> </tr> <tr> <td>RC1131A0</td> <td>200X2.6 BLACK CLAMP</td> <td>1</td> <td>PZ</td> </tr> <tr> <td>VM1224A0</td> <td>65MY 220MM 2 COLOURS SHRINK TUBE</td> <td>0.250</td> <td>M</td> </tr> </tbody> </table> | Code | Description | Qty | UOM | EL1440A0 | WATER SELF CLEANING VALVE | 1 | PZ | GN1526A0 | INT. D.=6.9 TH=1.8 O-RING | 2 | PZ | RC1131A0 | 200X2.6 BLACK CLAMP | 1 | PZ | VM1224A0 | 65MY 220MM 2 COLOURS SHRINK TUBE | 0.250 | M |
| | | | Code | Description | Qty | UOM | | | | | | | | | | | | | | | | | | | | | | | | | | | | | | | | | | | | | | | | | | | | | | | | | | | | | | | | | | | | | | | | | | | | | | | | | | |
| VL1019A0 | VIBRATION PUMP | 1 | PZ | | | | | | | | | | | | | | | | | | | | | | | | | | | | | | | | | | | | | | | | | | | | | | | | | | | | | | | | | | | | | | | | | | | | | | | | | | | | | |
| VL1047A1 | D6 PIPE HOLDER - D8 J.G. TERMINAL | 1 | PZ | | | | | | | | | | | | | | | | | | | | | | | | | | | | | | | | | | | | | | | | | | | | | | | | | | | | | | | | | | | | | | | | | | | | | | | | | | | | | |
| VL1054B0 | ONE WASHING SYS INLET DISTRIBUTOR | 1 | PZ | | | | | | | | | | | | | | | | | | | | | | | | | | | | | | | | | | | | | | | | | | | | | | | | | | | | | | | | | | | | | | | | | | | | | | | | | | | | | |
| VL1102A1 | DETERGENT LINE FILTER + BARBED VNR 6 MM | 1 | PZ | | | | | | | | | | | | | | | | | | | | | | | | | | | | | | | | | | | | | | | | | | | | | | | | | | | | | | | | | | | | | | | | | | | | | | | | | | | | | |
| VL1128A0 | D6 BARBED CHECK VALVE | 2 | PZ | | | | | | | | | | | | | | | | | | | | | | | | | | | | | | | | | | | | | | | | | | | | | | | | | | | | | | | | | | | | | | | | | | | | | | | | | | | | | |
| VL1128A1 | D6 BARBED CHECK VALVE | 2 | PZ | | | | | | | | | | | | | | | | | | | | | | | | | | | | | | | | | | | | | | | | | | | | | | | | | | | | | | | | | | | | | | | | | | | | | | | | | | | | | |
| VL1165A0 | BB6-AR6 STRAIGHT FITTING | 1 | PZ | | | | | | | | | | | | | | | | | | | | | | | | | | | | | | | | | | | | | | | | | | | | | | | | | | | | | | | | | | | | | | | | | | | | | | | | | | | | | |
| VL1166A0 | BB6-AR6 L FITTING | 1 | PZ | | | | | | | | | | | | | | | | | | | | | | | | | | | | | | | | | | | | | | | | | | | | | | | | | | | | | | | | | | | | | | | | | | | | | | | | | | | | | |
| VL1174C0 | D1.2 MM CALIBRATED NOZZLE | 1 | PZ | | | | | | | | | | | | | | | | | | | | | | | | | | | | | | | | | | | | | | | | | | | | | | | | | | | | | | | | | | | | | | | | | | | | | | | | | | | | | |
| VL1191A0 | ONE WASHING DISTRIBUTOR OUTLETS KIT | 1 | PZ | | | | | | | | | | | | | | | | | | | | | | | | | | | | | | | | | | | | | | | | | | | | | | | | | | | | | | | | | | | | | | | | | | | | | | | | | | | | | |
| VM1605A0 | CLIP TWIST LOCK DIAM. 10,2-12,7 MM | 3 | PZ | | | | | | | | | | | | | | | | | | | | | | | | | | | | | | | | | | | | | | | | | | | | | | | | | | | | | | | | | | | | | | | | | | | | | | | | | | | | | |
| VM2172A0 | PUMP-WITH-CI RCUIT LOCKING PIN | 2 | PZ | | | | | | | | | | | | | | | | | | | | | | | | | | | | | | | | | | | | | | | | | | | | | | | | | | | | | | | | | | | | | | | | | | | | | | | | | | | | | |
| Code | Description | Qty | UOM | | | | | | | | | | | | | | | | | | | | | | | | | | | | | | | | | | | | | | | | | | | | | | | | | | | | | | | | | | | | | | | | | | | | | | | | | | | | | |
| EL1440A0 | WATER SELF CLEANING VALVE | 1 | PZ | | | | | | | | | | | | | | | | | | | | | | | | | | | | | | | | | | | | | | | | | | | | | | | | | | | | | | | | | | | | | | | | | | | | | | | | | | | | | |
| GN1526A0 | INT. D.=6.9 TH=1.8 O-RING | 2 | PZ | | | | | | | | | | | | | | | | | | | | | | | | | | | | | | | | | | | | | | | | | | | | | | | | | | | | | | | | | | | | | | | | | | | | | | | | | | | | | |
| RC1131A0 | 200X2.6 BLACK CLAMP | 1 | PZ | | | | | | | | | | | | | | | | | | | | | | | | | | | | | | | | | | | | | | | | | | | | | | | | | | | | | | | | | | | | | | | | | | | | | | | | | | | | | |
| VM1224A0 | 65MY 220MM 2 COLOURS SHRINK TUBE | 0.250 | M | | | | | | | | | | | | | | | | | | | | | | | | | | | | | | | | | | | | | | | | | | | | | | | | | | | | | | | | | | | | | | | | | | | | | | | | | | | | | |




| COMPONENT | | | SPARE PART | | | | | | | | | | | | | | | | | | | | | | | | | | | | | | | | | | | | | | | | | | | | | | | | | | | | | | | | | | | | | | | | | | | | | | | | | | | | | | |
|-----------|--|---|------------|--|--|------|-------------|-----|-----|----------|--|---|----|----------|---|---|----|----------|--------------------------|---|----|----------|------------------------------------|---|---|----------|-------------------------------------|---|---|----------|----------------------------------|---|----|----------|-----------------------------|---|----|----------|--|---|----|----------|---------------------------------|---|----|----------|-----------------------------|---|----|----------|--|-------|---|----------|-------------------------------------|---|----|----------|-----------------------|----|----|----------|--------------|---|----|----------|--------------------|---|----|----------|--|-------|---|----------|--|-------|---|----------|--------------------------------------|---|----|
| Code | Description | Image | Code | Description | Components list | | | | | | | | | | | | | | | | | | | | | | | | | | | | | | | | | | | | | | | | | | | | | | | | | | | | | | | | | | | | | | | | | | | | | | | | | | | | |
| VL1166A | BB6-AR6 L FITTING |  | KVL2618A | 2 ROTOR ARMS ONE CLEANING SYSTEM KIT | <table border="1"> <thead> <tr> <th>Code</th> <th>Description</th> <th>Qty</th> <th>UOM</th> </tr> </thead> <tbody> <tr> <td>0H2202A1</td> <td>ONE WASHING WITH STEAM VALVE SUPPORT</td> <td>2</td> <td>PZ</td> </tr> <tr> <td>CE1030A0</td> <td>FEMALE FASTON COVER 6.3X0.8 0,5-1MMQ</td> <td>4</td> <td>PZ</td> </tr> <tr> <td>CE1395A0</td> <td>6,3 X 0,8 IMALE FASTO</td> <td>2</td> <td>PZ</td> </tr> <tr> <td>CE1545A0</td> <td>BLUE UNIP AWG18 ST.3135 WIRE</td> <td>1</td> <td>M</td> </tr> <tr> <td>CE1570A0</td> <td>WHITE UNIP AWG18 ST.3135 WIRE</td> <td>1</td> <td>M</td> </tr> <tr> <td>CE1660A0</td> <td>6,3X0,8 FEMALE FASTON COVE</td> <td>4</td> <td>PZ</td> </tr> <tr> <td>CE1661A0</td> <td>MALE FASTON COVER 6,3X0,</td> <td>2</td> <td>PZ</td> </tr> <tr> <td>EL1020A1</td> <td>D8 INTERMEDIAT E T-SHAPED FITTING</td> <td>1</td> <td>PZ</td> </tr> <tr> <td>EL1440A0</td> <td>WATER SELF CLEANING VALVE</td> <td>2</td> <td>PZ</td> </tr> <tr> <td>GN1526A0</td> <td>INT. D.=6.9 TH=1.8 O-RIN</td> <td>6</td> <td>PZ</td> </tr> <tr> <td>IP1385A1</td> <td>CORNER POLYSTYREN E PACKING 110X80X2000</td> <td>0.500</td> <td>M</td> </tr> <tr> <td>RC1018A0</td> <td>ZINC PLATED D12 ELASTIC CLAMP</td> <td>4</td> <td>PZ</td> </tr> <tr> <td>RC1019A0</td> <td>D=10 ELASTIC CLAMP</td> <td>31</td> <td>PZ</td> </tr> <tr> <td>RC1130A0</td> <td>130X2,6 CLAM</td> <td>4</td> <td>PZ</td> </tr> <tr> <td>RC1242A0</td> <td>D=10 CLOSED CAP</td> <td>4</td> <td>PZ</td> </tr> <tr> <td>TB2820A0</td> <td>6X10 EPDM PIPE FOR WASHING SYSTEM</td> <td>2.920</td> <td>M</td> </tr> <tr> <td>TB3132A0</td> <td>WHITE-BLUE EPDM TEXTILE BRAID HOSE 6X12</td> <td>1.340</td> <td>M</td> </tr> <tr> <td>VI1220A1</td> <td>4,2X12 TCB SELF-TAPPIN G SCREW</td> <td>2</td> <td>PZ</td> </tr> </tbody> </table> | Code | Description | Qty | UOM | 0H2202A1 | ONE WASHING WITH STEAM VALVE SUPPORT | 2 | PZ | CE1030A0 | FEMALE FASTON COVER 6.3X0.8 0,5-1MMQ | 4 | PZ | CE1395A0 | 6,3 X 0,8 IMALE FASTO | 2 | PZ | CE1545A0 | BLUE UNIP AWG18 ST.3135 WIRE | 1 | M | CE1570A0 | WHITE UNIP AWG18 ST.3135 WIRE | 1 | M | CE1660A0 | 6,3X0,8 FEMALE FASTON COVE | 4 | PZ | CE1661A0 | MALE FASTON COVER 6,3X0, | 2 | PZ | EL1020A1 | D8 INTERMEDIAT E T-SHAPED FITTING | 1 | PZ | EL1440A0 | WATER SELF CLEANING VALVE | 2 | PZ | GN1526A0 | INT. D.=6.9 TH=1.8 O-RIN | 6 | PZ | IP1385A1 | CORNER POLYSTYREN E PACKING 110X80X2000 | 0.500 | M | RC1018A0 | ZINC PLATED D12 ELASTIC CLAMP | 4 | PZ | RC1019A0 | D=10 ELASTIC CLAMP | 31 | PZ | RC1130A0 | 130X2,6 CLAM | 4 | PZ | RC1242A0 | D=10 CLOSED CAP | 4 | PZ | TB2820A0 | 6X10 EPDM PIPE FOR WASHING SYSTEM | 2.920 | M | TB3132A0 | WHITE-BLUE EPDM TEXTILE BRAID HOSE 6X12 | 1.340 | M | VI1220A1 | 4,2X12 TCB SELF-TAPPIN G SCREW | 2 | PZ |
| Code | Description | Qty | UOM | | | | | | | | | | | | | | | | | | | | | | | | | | | | | | | | | | | | | | | | | | | | | | | | | | | | | | | | | | | | | | | | | | | | | | | | | | | | | | |
| 0H2202A1 | ONE WASHING WITH STEAM VALVE SUPPORT | 2 | PZ | | | | | | | | | | | | | | | | | | | | | | | | | | | | | | | | | | | | | | | | | | | | | | | | | | | | | | | | | | | | | | | | | | | | | | | | | | | | | | |
| CE1030A0 | FEMALE FASTON COVER 6.3X0.8 0,5-1MMQ | 4 | PZ | | | | | | | | | | | | | | | | | | | | | | | | | | | | | | | | | | | | | | | | | | | | | | | | | | | | | | | | | | | | | | | | | | | | | | | | | | | | | | |
| CE1395A0 | 6,3 X 0,8 IMALE FASTO | 2 | PZ | | | | | | | | | | | | | | | | | | | | | | | | | | | | | | | | | | | | | | | | | | | | | | | | | | | | | | | | | | | | | | | | | | | | | | | | | | | | | | |
| CE1545A0 | BLUE UNIP AWG18 ST.3135 WIRE | 1 | M | | | | | | | | | | | | | | | | | | | | | | | | | | | | | | | | | | | | | | | | | | | | | | | | | | | | | | | | | | | | | | | | | | | | | | | | | | | | | | |
| CE1570A0 | WHITE UNIP AWG18 ST.3135 WIRE | 1 | M | | | | | | | | | | | | | | | | | | | | | | | | | | | | | | | | | | | | | | | | | | | | | | | | | | | | | | | | | | | | | | | | | | | | | | | | | | | | | | |
| CE1660A0 | 6,3X0,8 FEMALE FASTON COVE | 4 | PZ | | | | | | | | | | | | | | | | | | | | | | | | | | | | | | | | | | | | | | | | | | | | | | | | | | | | | | | | | | | | | | | | | | | | | | | | | | | | | | |
| CE1661A0 | MALE FASTON COVER 6,3X0, | 2 | PZ | | | | | | | | | | | | | | | | | | | | | | | | | | | | | | | | | | | | | | | | | | | | | | | | | | | | | | | | | | | | | | | | | | | | | | | | | | | | | | |
| EL1020A1 | D8 INTERMEDIAT E T-SHAPED FITTING | 1 | PZ | | | | | | | | | | | | | | | | | | | | | | | | | | | | | | | | | | | | | | | | | | | | | | | | | | | | | | | | | | | | | | | | | | | | | | | | | | | | | | |
| EL1440A0 | WATER SELF CLEANING VALVE | 2 | PZ | | | | | | | | | | | | | | | | | | | | | | | | | | | | | | | | | | | | | | | | | | | | | | | | | | | | | | | | | | | | | | | | | | | | | | | | | | | | | | |
| GN1526A0 | INT. D.=6.9 TH=1.8 O-RIN | 6 | PZ | | | | | | | | | | | | | | | | | | | | | | | | | | | | | | | | | | | | | | | | | | | | | | | | | | | | | | | | | | | | | | | | | | | | | | | | | | | | | | |
| IP1385A1 | CORNER POLYSTYREN E PACKING 110X80X2000 | 0.500 | M | | | | | | | | | | | | | | | | | | | | | | | | | | | | | | | | | | | | | | | | | | | | | | | | | | | | | | | | | | | | | | | | | | | | | | | | | | | | | | |
| RC1018A0 | ZINC PLATED D12 ELASTIC CLAMP | 4 | PZ | | | | | | | | | | | | | | | | | | | | | | | | | | | | | | | | | | | | | | | | | | | | | | | | | | | | | | | | | | | | | | | | | | | | | | | | | | | | | | |
| RC1019A0 | D=10 ELASTIC CLAMP | 31 | PZ | | | | | | | | | | | | | | | | | | | | | | | | | | | | | | | | | | | | | | | | | | | | | | | | | | | | | | | | | | | | | | | | | | | | | | | | | | | | | | |
| RC1130A0 | 130X2,6 CLAM | 4 | PZ | | | | | | | | | | | | | | | | | | | | | | | | | | | | | | | | | | | | | | | | | | | | | | | | | | | | | | | | | | | | | | | | | | | | | | | | | | | | | | |
| RC1242A0 | D=10 CLOSED CAP | 4 | PZ | | | | | | | | | | | | | | | | | | | | | | | | | | | | | | | | | | | | | | | | | | | | | | | | | | | | | | | | | | | | | | | | | | | | | | | | | | | | | | |
| TB2820A0 | 6X10 EPDM PIPE FOR WASHING SYSTEM | 2.920 | M | | | | | | | | | | | | | | | | | | | | | | | | | | | | | | | | | | | | | | | | | | | | | | | | | | | | | | | | | | | | | | | | | | | | | | | | | | | | | | |
| TB3132A0 | WHITE-BLUE EPDM TEXTILE BRAID HOSE 6X12 | 1.340 | M | | | | | | | | | | | | | | | | | | | | | | | | | | | | | | | | | | | | | | | | | | | | | | | | | | | | | | | | | | | | | | | | | | | | | | | | | | | | | | |
| VI1220A1 | 4,2X12 TCB SELF-TAPPIN G SCREW | 2 | PZ | | | | | | | | | | | | | | | | | | | | | | | | | | | | | | | | | | | | | | | | | | | | | | | | | | | | | | | | | | | | | | | | | | | | | | | | | | | | | | |


| COMPONENT | | | SPARE PART | | | | | | | | | | | | | | | | | | | | | | | | | | | | | | | | | | | | | | | | | | | | | | | | | | |
|-----------|---|---|------------|--|---|------|-------------|-----|-----|----------|----------------|---|----|----------|-----------------------------------|---|----|----------|-----------------------------------|---|----|----------|---|---|----|----------|-----------------------------|----|----|----------|-----------------------|---|----|----------|--------------------------|---|----|----------|-----------------------------------|-------|----|----------|---------------------------|---|----|----------|-------------------------------------|---|----|----------|--------------------------------|---|----|
| Code | Description | Image | Code | Description | Components list | | | | | | | | | | | | | | | | | | | | | | | | | | | | | | | | | | | | | | | | | | | | | | | | |
| VL1166A | BB6-AR6 L FITTING |  | KVL2618A | 2 ROTOR ARMS ONE CLEANING SYSTEM KIT | <table border="1"> <thead> <tr> <th>Code</th> <th>Description</th> <th>Qty</th> <th>UOM</th> </tr> </thead> <tbody> <tr> <td>VL1019A0</td> <td>VIBRATION PUMP</td> <td>2</td> <td>PZ</td> </tr> <tr> <td>VL1047A1</td> <td>D6 PIPE HOLDER - D8 J.G. TERMINAL</td> <td>2</td> <td>PZ</td> </tr> <tr> <td>VL1054B0</td> <td>ONE WASHING SYS INLET DISTRIBUTOR</td> <td>2</td> <td>PZ</td> </tr> <tr> <td>VL1102A1</td> <td>DETERGENT LINE FILTER + BARBED VNR 6 MM</td> <td>2</td> <td>PZ</td> </tr> <tr> <td>VL1127A1</td> <td>6MM BARBED T-SHAPED FITTING</td> <td>1</td> <td>PZ</td> </tr> <tr> <td>VL1128A1</td> <td>D6 BARBED CHECK VALVE</td> <td>4</td> <td>PZ</td> </tr> <tr> <td>VL1165A0</td> <td>BB6-AR6 STRAIGHT FITTING</td> <td>2</td> <td>PZ</td> </tr> <tr> <td>VL1166A0</td> <td>BB6-AR6 L FITTING</td> <td>2</td> <td>PZ</td> </tr> <tr> <td>VL1174C0</td> <td>D1.2 MM CALIBRATED NOZZLE</td> <td>2</td> <td>PZ</td> </tr> <tr> <td>VL1191A0</td> <td>ONE WASHING DISTRIBUTOR OUTLETS KIT</td> <td>2</td> <td>PZ</td> </tr> <tr> <td>VM2172A0</td> <td>PUMP-WITH-CI RCUIT LOCKING PIN</td> <td>4</td> <td>PZ</td> </tr> </tbody> </table> | Code | Description | Qty | UOM | VL1019A0 | VIBRATION PUMP | 2 | PZ | VL1047A1 | D6 PIPE HOLDER - D8 J.G. TERMINAL | 2 | PZ | VL1054B0 | ONE WASHING SYS INLET DISTRIBUTOR | 2 | PZ | VL1102A1 | DETERGENT LINE FILTER + BARBED VNR 6 MM | 2 | PZ | VL1127A1 | 6MM BARBED T-SHAPED FITTING | 1 | PZ | VL1128A1 | D6 BARBED CHECK VALVE | 4 | PZ | VL1165A0 | BB6-AR6 STRAIGHT FITTING | 2 | PZ | VL1166A0 | BB6-AR6 L FITTING | 2 | PZ | VL1174C0 | D1.2 MM CALIBRATED NOZZLE | 2 | PZ | VL1191A0 | ONE WASHING DISTRIBUTOR OUTLETS KIT | 2 | PZ | VM2172A0 | PUMP-WITH-CI RCUIT LOCKING PIN | 4 | PZ |
| Code | Description | Qty | UOM | | | | | | | | | | | | | | | | | | | | | | | | | | | | | | | | | | | | | | | | | | | | | | | | | | |
| VL1019A0 | VIBRATION PUMP | 2 | PZ | | | | | | | | | | | | | | | | | | | | | | | | | | | | | | | | | | | | | | | | | | | | | | | | | | |
| VL1047A1 | D6 PIPE HOLDER - D8 J.G. TERMINAL | 2 | PZ | | | | | | | | | | | | | | | | | | | | | | | | | | | | | | | | | | | | | | | | | | | | | | | | | | |
| VL1054B0 | ONE WASHING SYS INLET DISTRIBUTOR | 2 | PZ | | | | | | | | | | | | | | | | | | | | | | | | | | | | | | | | | | | | | | | | | | | | | | | | | | |
| VL1102A1 | DETERGENT LINE FILTER + BARBED VNR 6 MM | 2 | PZ | | | | | | | | | | | | | | | | | | | | | | | | | | | | | | | | | | | | | | | | | | | | | | | | | | |
| VL1127A1 | 6MM BARBED T-SHAPED FITTING | 1 | PZ | | | | | | | | | | | | | | | | | | | | | | | | | | | | | | | | | | | | | | | | | | | | | | | | | | |
| VL1128A1 | D6 BARBED CHECK VALVE | 4 | PZ | | | | | | | | | | | | | | | | | | | | | | | | | | | | | | | | | | | | | | | | | | | | | | | | | | |
| VL1165A0 | BB6-AR6 STRAIGHT FITTING | 2 | PZ | | | | | | | | | | | | | | | | | | | | | | | | | | | | | | | | | | | | | | | | | | | | | | | | | | |
| VL1166A0 | BB6-AR6 L FITTING | 2 | PZ | | | | | | | | | | | | | | | | | | | | | | | | | | | | | | | | | | | | | | | | | | | | | | | | | | |
| VL1174C0 | D1.2 MM CALIBRATED NOZZLE | 2 | PZ | | | | | | | | | | | | | | | | | | | | | | | | | | | | | | | | | | | | | | | | | | | | | | | | | | |
| VL1191A0 | ONE WASHING DISTRIBUTOR OUTLETS KIT | 2 | PZ | | | | | | | | | | | | | | | | | | | | | | | | | | | | | | | | | | | | | | | | | | | | | | | | | | |
| VM2172A0 | PUMP-WITH-CI RCUIT LOCKING PIN | 4 | PZ | | | | | | | | | | | | | | | | | | | | | | | | | | | | | | | | | | | | | | | | | | | | | | | | | | |
| | | | KVL1225A | US HOOD WASHING SYSTEM KIT | <table border="1"> <thead> <tr> <th>Code</th> <th>Description</th> <th>Qty</th> <th>UOM</th> </tr> </thead> <tbody> <tr> <td>0H2213A1</td> <td></td> <td>1</td> <td>PZ</td> </tr> <tr> <td>EL1450A0</td> <td>US SELF-CLEANING WATER SOLENOID</td> <td>2</td> <td>PZ</td> </tr> <tr> <td>GN1526A0</td> <td>INT. D.=6.9 TH=1.8 O-RING</td> <td>5</td> <td>PZ</td> </tr> <tr> <td>RC1018A0</td> <td>ZINC PLATED D12 ELASTIC CLAMP</td> <td>5</td> <td>PZ</td> </tr> <tr> <td>RC1019A0</td> <td>D=10 ELASTIC CLAMP</td> <td>16</td> <td>PZ</td> </tr> <tr> <td>RC1131A0</td> <td>200X2.6 BLACK CLAMP</td> <td>1</td> <td>PZ</td> </tr> <tr> <td>RC1242A0</td> <td>D=10 CLOSED CAP</td> <td>2</td> <td>PZ</td> </tr> <tr> <td>TB2820A0</td> <td>6X10 EPDM PIPE FOR WASHING SYSTEM</td> <td>2.240</td> <td>M</td> </tr> </tbody> </table> | Code | Description | Qty | UOM | 0H2213A1 | | 1 | PZ | EL1450A0 | US SELF-CLEANING WATER SOLENOID | 2 | PZ | GN1526A0 | INT. D.=6.9 TH=1.8 O-RING | 5 | PZ | RC1018A0 | ZINC PLATED D12 ELASTIC CLAMP | 5 | PZ | RC1019A0 | D=10 ELASTIC CLAMP | 16 | PZ | RC1131A0 | 200X2.6 BLACK CLAMP | 1 | PZ | RC1242A0 | D=10 CLOSED CAP | 2 | PZ | TB2820A0 | 6X10 EPDM PIPE FOR WASHING SYSTEM | 2.240 | M | | | | | | | | | | | | |
| Code | Description | Qty | UOM | | | | | | | | | | | | | | | | | | | | | | | | | | | | | | | | | | | | | | | | | | | | | | | | | | |
| 0H2213A1 | | 1 | PZ | | | | | | | | | | | | | | | | | | | | | | | | | | | | | | | | | | | | | | | | | | | | | | | | | | |
| EL1450A0 | US SELF-CLEANING WATER SOLENOID | 2 | PZ | | | | | | | | | | | | | | | | | | | | | | | | | | | | | | | | | | | | | | | | | | | | | | | | | | |
| GN1526A0 | INT. D.=6.9 TH=1.8 O-RING | 5 | PZ | | | | | | | | | | | | | | | | | | | | | | | | | | | | | | | | | | | | | | | | | | | | | | | | | | |
| RC1018A0 | ZINC PLATED D12 ELASTIC CLAMP | 5 | PZ | | | | | | | | | | | | | | | | | | | | | | | | | | | | | | | | | | | | | | | | | | | | | | | | | | |
| RC1019A0 | D=10 ELASTIC CLAMP | 16 | PZ | | | | | | | | | | | | | | | | | | | | | | | | | | | | | | | | | | | | | | | | | | | | | | | | | | |
| RC1131A0 | 200X2.6 BLACK CLAMP | 1 | PZ | | | | | | | | | | | | | | | | | | | | | | | | | | | | | | | | | | | | | | | | | | | | | | | | | | |
| RC1242A0 | D=10 CLOSED CAP | 2 | PZ | | | | | | | | | | | | | | | | | | | | | | | | | | | | | | | | | | | | | | | | | | | | | | | | | | |
| TB2820A0 | 6X10 EPDM PIPE FOR WASHING SYSTEM | 2.240 | M | | | | | | | | | | | | | | | | | | | | | | | | | | | | | | | | | | | | | | | | | | | | | | | | | | |




| COMPONENT | | | SPARE PART | | | | | | | | | | | | | | | | | | | | | | | | | | | | | | | | | | | | | | | | | | | | | | | | | | | | | | | | | | | | | | |
|-----------|---|---|------------|---------------------------------------|---|------|-------------|-----|-----|----------|---|-------|----|----------|-------------------------------|---|----|----------|---------------------------|---|----|----------|-----------------------------------|---|----|----------|-----------------------------------|---|----|----------|---|---|----|----------|-----------------------------|---|----|----------|-----------------------|---|----|----------|--------------------------|---|----|----------|-------------------|---|----|----------|---------------------------|---|----|----------|-------------------------------------|---|----|----------|------------------------------------|---|----|----------|-----------------------------|---|----|
| Code | Description | Image | Code | Description | Components list | | | | | | | | | | | | | | | | | | | | | | | | | | | | | | | | | | | | | | | | | | | | | | | | | | | | | | | | | | | | |
| VL1166A | BB6-AR6 L FITTING |  | KVL1225A | US HOOD WASHING SYSTEM KIT | <table border="1"> <thead> <tr> <th>Code</th> <th>Description</th> <th>Qty</th> <th>UOM</th> </tr> </thead> <tbody> <tr> <td>TB3132A0</td> <td>WHITE-BLUE EPDM TEXTILE BRAID HOSE 6X12</td> <td>0.440</td> <td>M</td> </tr> <tr> <td>VI1220A1</td> <td>4,2X12 TCB SELF-TAPPING SCREW</td> <td>3</td> <td>PZ</td> </tr> <tr> <td>VL1019A0</td> <td>VIBRATION PUMP</td> <td>1</td> <td>PZ</td> </tr> <tr> <td>VL1047A1</td> <td>D6 PIPE HOLDER - D8 J.G. TERMINAL</td> <td>1</td> <td>PZ</td> </tr> <tr> <td>VL1054B0</td> <td>ONE WASHING SYS INLET DISTRIBUTOR</td> <td>1</td> <td>PZ</td> </tr> <tr> <td>VL1102A1</td> <td>DETERGENT LINE FILTER + BARBED VNR 6 MM</td> <td>1</td> <td>PZ</td> </tr> <tr> <td>VL1127A1</td> <td>6MM BARBED T-SHAPED FITTING</td> <td>1</td> <td>PZ</td> </tr> <tr> <td>VL1128A1</td> <td>D6 BARBED CHECK VALVE</td> <td>2</td> <td>PZ</td> </tr> <tr> <td>VL1165A0</td> <td>BB6-AR6 STRAIGHT FITTING</td> <td>2</td> <td>PZ</td> </tr> <tr> <td>VL1166A0</td> <td>BB6-AR6 L FITTING</td> <td>2</td> <td>PZ</td> </tr> <tr> <td>VL1174C0</td> <td>D1.2 MM CALIBRATED NOZZLE</td> <td>1</td> <td>PZ</td> </tr> <tr> <td>VL1191A0</td> <td>ONE WASHING DISTRIBUTOR OUTLETS KIT</td> <td>1</td> <td>PZ</td> </tr> <tr> <td>VM1605A0</td> <td>CLIP TWIST LOCK DIAM. 10,2-12,7 MM</td> <td>2</td> <td>PZ</td> </tr> <tr> <td>VM2172A0</td> <td>PUMP-WITH-RCUIT LOCKING PIN</td> <td>5</td> <td>PZ</td> </tr> </tbody> </table> | Code | Description | Qty | UOM | TB3132A0 | WHITE-BLUE EPDM TEXTILE BRAID HOSE 6X12 | 0.440 | M | VI1220A1 | 4,2X12 TCB SELF-TAPPING SCREW | 3 | PZ | VL1019A0 | VIBRATION PUMP | 1 | PZ | VL1047A1 | D6 PIPE HOLDER - D8 J.G. TERMINAL | 1 | PZ | VL1054B0 | ONE WASHING SYS INLET DISTRIBUTOR | 1 | PZ | VL1102A1 | DETERGENT LINE FILTER + BARBED VNR 6 MM | 1 | PZ | VL1127A1 | 6MM BARBED T-SHAPED FITTING | 1 | PZ | VL1128A1 | D6 BARBED CHECK VALVE | 2 | PZ | VL1165A0 | BB6-AR6 STRAIGHT FITTING | 2 | PZ | VL1166A0 | BB6-AR6 L FITTING | 2 | PZ | VL1174C0 | D1.2 MM CALIBRATED NOZZLE | 1 | PZ | VL1191A0 | ONE WASHING DISTRIBUTOR OUTLETS KIT | 1 | PZ | VM1605A0 | CLIP TWIST LOCK DIAM. 10,2-12,7 MM | 2 | PZ | VM2172A0 | PUMP-WITH-RCUIT LOCKING PIN | 5 | PZ |
| Code | Description | Qty | UOM | | | | | | | | | | | | | | | | | | | | | | | | | | | | | | | | | | | | | | | | | | | | | | | | | | | | | | | | | | | | | | |
| TB3132A0 | WHITE-BLUE EPDM TEXTILE BRAID HOSE 6X12 | 0.440 | M | | | | | | | | | | | | | | | | | | | | | | | | | | | | | | | | | | | | | | | | | | | | | | | | | | | | | | | | | | | | | | |
| VI1220A1 | 4,2X12 TCB SELF-TAPPING SCREW | 3 | PZ | | | | | | | | | | | | | | | | | | | | | | | | | | | | | | | | | | | | | | | | | | | | | | | | | | | | | | | | | | | | | | |
| VL1019A0 | VIBRATION PUMP | 1 | PZ | | | | | | | | | | | | | | | | | | | | | | | | | | | | | | | | | | | | | | | | | | | | | | | | | | | | | | | | | | | | | | |
| VL1047A1 | D6 PIPE HOLDER - D8 J.G. TERMINAL | 1 | PZ | | | | | | | | | | | | | | | | | | | | | | | | | | | | | | | | | | | | | | | | | | | | | | | | | | | | | | | | | | | | | | |
| VL1054B0 | ONE WASHING SYS INLET DISTRIBUTOR | 1 | PZ | | | | | | | | | | | | | | | | | | | | | | | | | | | | | | | | | | | | | | | | | | | | | | | | | | | | | | | | | | | | | | |
| VL1102A1 | DETERGENT LINE FILTER + BARBED VNR 6 MM | 1 | PZ | | | | | | | | | | | | | | | | | | | | | | | | | | | | | | | | | | | | | | | | | | | | | | | | | | | | | | | | | | | | | | |
| VL1127A1 | 6MM BARBED T-SHAPED FITTING | 1 | PZ | | | | | | | | | | | | | | | | | | | | | | | | | | | | | | | | | | | | | | | | | | | | | | | | | | | | | | | | | | | | | | |
| VL1128A1 | D6 BARBED CHECK VALVE | 2 | PZ | | | | | | | | | | | | | | | | | | | | | | | | | | | | | | | | | | | | | | | | | | | | | | | | | | | | | | | | | | | | | | |
| VL1165A0 | BB6-AR6 STRAIGHT FITTING | 2 | PZ | | | | | | | | | | | | | | | | | | | | | | | | | | | | | | | | | | | | | | | | | | | | | | | | | | | | | | | | | | | | | | |
| VL1166A0 | BB6-AR6 L FITTING | 2 | PZ | | | | | | | | | | | | | | | | | | | | | | | | | | | | | | | | | | | | | | | | | | | | | | | | | | | | | | | | | | | | | | |
| VL1174C0 | D1.2 MM CALIBRATED NOZZLE | 1 | PZ | | | | | | | | | | | | | | | | | | | | | | | | | | | | | | | | | | | | | | | | | | | | | | | | | | | | | | | | | | | | | | |
| VL1191A0 | ONE WASHING DISTRIBUTOR OUTLETS KIT | 1 | PZ | | | | | | | | | | | | | | | | | | | | | | | | | | | | | | | | | | | | | | | | | | | | | | | | | | | | | | | | | | | | | | |
| VM1605A0 | CLIP TWIST LOCK DIAM. 10,2-12,7 MM | 2 | PZ | | | | | | | | | | | | | | | | | | | | | | | | | | | | | | | | | | | | | | | | | | | | | | | | | | | | | | | | | | | | | | |
| VM2172A0 | PUMP-WITH-RCUIT LOCKING PIN | 5 | PZ | | | | | | | | | | | | | | | | | | | | | | | | | | | | | | | | | | | | | | | | | | | | | | | | | | | | | | | | | | | | | | |
| | | | KVL1222A | EUR 0311 ONE PLUS CLEANING SYSTEM KIT | <table border="1"> <thead> <tr> <th>Code</th> <th>Description</th> <th>Qty</th> <th>UOM</th> </tr> </thead> <tbody> <tr> <td>0H2486A0</td> <td></td> <td>1</td> <td>PZ</td> </tr> <tr> <td>EL1440A0</td> <td>WATER SELF CLEANING VALVE</td> <td>1</td> <td>PZ</td> </tr> <tr> <td>GN1526A0</td> <td>INT. D.=6.9 TH=1.8 O-RING</td> <td>3</td> <td>PZ</td> </tr> <tr> <td>RC1018A0</td> <td>ZINC PLATED D12 ELASTIC CLAMP</td> <td>2</td> <td>PZ</td> </tr> </tbody> </table> | Code | Description | Qty | UOM | 0H2486A0 | | 1 | PZ | EL1440A0 | WATER SELF CLEANING VALVE | 1 | PZ | GN1526A0 | INT. D.=6.9 TH=1.8 O-RING | 3 | PZ | RC1018A0 | ZINC PLATED D12 ELASTIC CLAMP | 2 | PZ | | | | | | | | | | | | | | | | | | | | | | | | | | | | | | | | | | | | | | | | |
| Code | Description | Qty | UOM | | | | | | | | | | | | | | | | | | | | | | | | | | | | | | | | | | | | | | | | | | | | | | | | | | | | | | | | | | | | | | |
| 0H2486A0 | | 1 | PZ | | | | | | | | | | | | | | | | | | | | | | | | | | | | | | | | | | | | | | | | | | | | | | | | | | | | | | | | | | | | | | |
| EL1440A0 | WATER SELF CLEANING VALVE | 1 | PZ | | | | | | | | | | | | | | | | | | | | | | | | | | | | | | | | | | | | | | | | | | | | | | | | | | | | | | | | | | | | | | |
| GN1526A0 | INT. D.=6.9 TH=1.8 O-RING | 3 | PZ | | | | | | | | | | | | | | | | | | | | | | | | | | | | | | | | | | | | | | | | | | | | | | | | | | | | | | | | | | | | | | |
| RC1018A0 | ZINC PLATED D12 ELASTIC CLAMP | 2 | PZ | | | | | | | | | | | | | | | | | | | | | | | | | | | | | | | | | | | | | | | | | | | | | | | | | | | | | | | | | | | | | | |




| COMPONENT | | | SPARE PART | | | | | | | | | | | | | | | | | | | | | | | | | | | | | | | | | | | | | | | | | | | | | | | | | | | | | | | | | | | | | | | | | | | | | | | | | | | | | | | | | |
|-----------|---|---|------------|---------------------------------------|--|------|-------------|-----|-----|----------|--------------------|----|----|----------|-----------------|---|----|----------|-----------------------------------|-------|---|----------|---|-------|---|----------|--------------------------------|---|----|----------|----------------|---|----|----------|-----------------------------------|---|----|----------|-----------------------------------|---|----|----------|---|---|----|----------|-----------------------|---|----|----------|--------------------------|---|----|----------|-------------------|---|----|----------|---------------------------|---|----|----------|-------------------------------------|---|----|----------|--------------------------------|---|----|----------|------------------------------------|--|------|-------------|-----|-----|----------|----|---|----|----------|-------------------------------|---|----|
| Code | Description | Image | Code | Description | Components list | | | | | | | | | | | | | | | | | | | | | | | | | | | | | | | | | | | | | | | | | | | | | | | | | | | | | | | | | | | | | | | | | | | | | | | | | | | | | | | |
| VL1166A | BB6-AR6 L FITTING |  | KVL1222A | EUR 0311 ONE PLUS CLEANING SYSTEM KIT | <table border="1"> <thead> <tr> <th>Code</th> <th>Description</th> <th>Qty</th> <th>UOM</th> </tr> </thead> <tbody> <tr> <td>RC1019A0</td> <td>D=10 ELASTIC CLAMP</td> <td>14</td> <td>PZ</td> </tr> <tr> <td>RC1242A0</td> <td>D=10 CLOSED CAP</td> <td>2</td> <td>PZ</td> </tr> <tr> <td>TB2820A0</td> <td>6X10 EPDM PIPE FOR WASHING SYSTEM</td> <td>1.460</td> <td>M</td> </tr> <tr> <td>TB3132A0</td> <td>WHITE-BLUE EPDM TEXTILE BRAID HOSE 6X12</td> <td>0.670</td> <td>M</td> </tr> <tr> <td>VI1220A1</td> <td>4,2X12 TCB SELF-TAPPIN G SCREW</td> <td>4</td> <td>PZ</td> </tr> <tr> <td>VL1019A0</td> <td>VIBRATION PUMP</td> <td>1</td> <td>PZ</td> </tr> <tr> <td>VL1047A1</td> <td>D6 PIPE HOLDER - D8 J.G. TERMINAL</td> <td>1</td> <td>PZ</td> </tr> <tr> <td>VL1054B0</td> <td>ONE WASHING SYS INLET DISTRIBUTOR</td> <td>1</td> <td>PZ</td> </tr> <tr> <td>VL1102A1</td> <td>DETERGENT LINE FILTER + BARBED VNR 6 MM</td> <td>1</td> <td>PZ</td> </tr> <tr> <td>VL1128A1</td> <td>D6 BARBED CHECK VALVE</td> <td>2</td> <td>PZ</td> </tr> <tr> <td>VL1165A0</td> <td>BB6-AR6 STRAIGHT FITTING</td> <td>1</td> <td>PZ</td> </tr> <tr> <td>VL1166A0</td> <td>BB6-AR6 L FITTING</td> <td>1</td> <td>PZ</td> </tr> <tr> <td>VL1174C0</td> <td>D1.2 MM CALIBRATED NOZZLE</td> <td>1</td> <td>PZ</td> </tr> <tr> <td>VL1191A0</td> <td>ONE WASHING DISTRIBUTOR OUTLETS KIT</td> <td>1</td> <td>PZ</td> </tr> <tr> <td>VM2172A0</td> <td>PUMP-WITH-CI RCUIT LOCKING PIN</td> <td>3</td> <td>PZ</td> </tr> </tbody> </table> | Code | Description | Qty | UOM | RC1019A0 | D=10 ELASTIC CLAMP | 14 | PZ | RC1242A0 | D=10 CLOSED CAP | 2 | PZ | TB2820A0 | 6X10 EPDM PIPE FOR WASHING SYSTEM | 1.460 | M | TB3132A0 | WHITE-BLUE EPDM TEXTILE BRAID HOSE 6X12 | 0.670 | M | VI1220A1 | 4,2X12 TCB SELF-TAPPIN G SCREW | 4 | PZ | VL1019A0 | VIBRATION PUMP | 1 | PZ | VL1047A1 | D6 PIPE HOLDER - D8 J.G. TERMINAL | 1 | PZ | VL1054B0 | ONE WASHING SYS INLET DISTRIBUTOR | 1 | PZ | VL1102A1 | DETERGENT LINE FILTER + BARBED VNR 6 MM | 1 | PZ | VL1128A1 | D6 BARBED CHECK VALVE | 2 | PZ | VL1165A0 | BB6-AR6 STRAIGHT FITTING | 1 | PZ | VL1166A0 | BB6-AR6 L FITTING | 1 | PZ | VL1174C0 | D1.2 MM CALIBRATED NOZZLE | 1 | PZ | VL1191A0 | ONE WASHING DISTRIBUTOR OUTLETS KIT | 1 | PZ | VM2172A0 | PUMP-WITH-CI RCUIT LOCKING PIN | 3 | PZ | KVL1213A | US PLUS COMPACT WASHING SYSTEM KIT | <table border="1"> <thead> <tr> <th>Code</th> <th>Description</th> <th>Qty</th> <th>UOM</th> </tr> </thead> <tbody> <tr> <td>0H2428A0</td> <td>US</td> <td>1</td> <td>PZ</td> </tr> <tr> <td>EL1450A0</td> <td>SELF-CLEANIN G WATER SOLENOID</td> <td>3</td> <td>PZ</td> </tr> </tbody> </table> | Code | Description | Qty | UOM | 0H2428A0 | US | 1 | PZ | EL1450A0 | SELF-CLEANIN G WATER SOLENOID | 3 | PZ |
| | | | Code | Description | Qty | UOM | | | | | | | | | | | | | | | | | | | | | | | | | | | | | | | | | | | | | | | | | | | | | | | | | | | | | | | | | | | | | | | | | | | | | | | | | | | | | | |
| RC1019A0 | D=10 ELASTIC CLAMP | 14 | PZ | | | | | | | | | | | | | | | | | | | | | | | | | | | | | | | | | | | | | | | | | | | | | | | | | | | | | | | | | | | | | | | | | | | | | | | | | | | | | | | | | |
| RC1242A0 | D=10 CLOSED CAP | 2 | PZ | | | | | | | | | | | | | | | | | | | | | | | | | | | | | | | | | | | | | | | | | | | | | | | | | | | | | | | | | | | | | | | | | | | | | | | | | | | | | | | | | |
| TB2820A0 | 6X10 EPDM PIPE FOR WASHING SYSTEM | 1.460 | M | | | | | | | | | | | | | | | | | | | | | | | | | | | | | | | | | | | | | | | | | | | | | | | | | | | | | | | | | | | | | | | | | | | | | | | | | | | | | | | | | |
| TB3132A0 | WHITE-BLUE EPDM TEXTILE BRAID HOSE 6X12 | 0.670 | M | | | | | | | | | | | | | | | | | | | | | | | | | | | | | | | | | | | | | | | | | | | | | | | | | | | | | | | | | | | | | | | | | | | | | | | | | | | | | | | | | |
| VI1220A1 | 4,2X12 TCB SELF-TAPPIN G SCREW | 4 | PZ | | | | | | | | | | | | | | | | | | | | | | | | | | | | | | | | | | | | | | | | | | | | | | | | | | | | | | | | | | | | | | | | | | | | | | | | | | | | | | | | | |
| VL1019A0 | VIBRATION PUMP | 1 | PZ | | | | | | | | | | | | | | | | | | | | | | | | | | | | | | | | | | | | | | | | | | | | | | | | | | | | | | | | | | | | | | | | | | | | | | | | | | | | | | | | | |
| VL1047A1 | D6 PIPE HOLDER - D8 J.G. TERMINAL | 1 | PZ | | | | | | | | | | | | | | | | | | | | | | | | | | | | | | | | | | | | | | | | | | | | | | | | | | | | | | | | | | | | | | | | | | | | | | | | | | | | | | | | | |
| VL1054B0 | ONE WASHING SYS INLET DISTRIBUTOR | 1 | PZ | | | | | | | | | | | | | | | | | | | | | | | | | | | | | | | | | | | | | | | | | | | | | | | | | | | | | | | | | | | | | | | | | | | | | | | | | | | | | | | | | |
| VL1102A1 | DETERGENT LINE FILTER + BARBED VNR 6 MM | 1 | PZ | | | | | | | | | | | | | | | | | | | | | | | | | | | | | | | | | | | | | | | | | | | | | | | | | | | | | | | | | | | | | | | | | | | | | | | | | | | | | | | | | |
| VL1128A1 | D6 BARBED CHECK VALVE | 2 | PZ | | | | | | | | | | | | | | | | | | | | | | | | | | | | | | | | | | | | | | | | | | | | | | | | | | | | | | | | | | | | | | | | | | | | | | | | | | | | | | | | | |
| VL1165A0 | BB6-AR6 STRAIGHT FITTING | 1 | PZ | | | | | | | | | | | | | | | | | | | | | | | | | | | | | | | | | | | | | | | | | | | | | | | | | | | | | | | | | | | | | | | | | | | | | | | | | | | | | | | | | |
| VL1166A0 | BB6-AR6 L FITTING | 1 | PZ | | | | | | | | | | | | | | | | | | | | | | | | | | | | | | | | | | | | | | | | | | | | | | | | | | | | | | | | | | | | | | | | | | | | | | | | | | | | | | | | | |
| VL1174C0 | D1.2 MM CALIBRATED NOZZLE | 1 | PZ | | | | | | | | | | | | | | | | | | | | | | | | | | | | | | | | | | | | | | | | | | | | | | | | | | | | | | | | | | | | | | | | | | | | | | | | | | | | | | | | | |
| VL1191A0 | ONE WASHING DISTRIBUTOR OUTLETS KIT | 1 | PZ | | | | | | | | | | | | | | | | | | | | | | | | | | | | | | | | | | | | | | | | | | | | | | | | | | | | | | | | | | | | | | | | | | | | | | | | | | | | | | | | | |
| VM2172A0 | PUMP-WITH-CI RCUIT LOCKING PIN | 3 | PZ | | | | | | | | | | | | | | | | | | | | | | | | | | | | | | | | | | | | | | | | | | | | | | | | | | | | | | | | | | | | | | | | | | | | | | | | | | | | | | | | | |
| Code | Description | Qty | UOM | | | | | | | | | | | | | | | | | | | | | | | | | | | | | | | | | | | | | | | | | | | | | | | | | | | | | | | | | | | | | | | | | | | | | | | | | | | | | | | | | |
| 0H2428A0 | US | 1 | PZ | | | | | | | | | | | | | | | | | | | | | | | | | | | | | | | | | | | | | | | | | | | | | | | | | | | | | | | | | | | | | | | | | | | | | | | | | | | | | | | | | |
| EL1450A0 | SELF-CLEANIN G WATER SOLENOID | 3 | PZ | | | | | | | | | | | | | | | | | | | | | | | | | | | | | | | | | | | | | | | | | | | | | | | | | | | | | | | | | | | | | | | | | | | | | | | | | | | | | | | | | |


| COMPONENT | | | SPARE PART | | | | | | | | | | | | | | | | | | | | | | | | | | | | | | | | | | | | | | | | | | | | | | | | | | | | | | | | | | | | | | | | | | | | | | | | | | | | | | | | | | |
|-----------|--|---|------------|------------------------------------|---|------|-------------|-----|-----|----------|--|---|----|----------|-----------------------------|---|----|----------|-------------------------------------|---|----|----------|-----------------------|----|----|----------|--------------|---|----|----------|------------------------|---|----|----------|--------------------|---|----|----------|--|---|----|----------|--|-------|---|----------|--|-------|---|----------|--------------------------------------|---|----|----------|-------------------|---|----|----------|---|---|----|----------|--|---|----|----------|-------------------------------------|---|----|----------|--|---|----|----------|--------------------------|---|----|----------|--------------------------------|---|----|----------|----------------------|---|----|
| Code | Description | Image | Code | Description | Components list | | | | | | | | | | | | | | | | | | | | | | | | | | | | | | | | | | | | | | | | | | | | | | | | | | | | | | | | | | | | | | | | | | | | | | | | | | | | | | | | |
| VL1166A | BB6-AR6 L FITTING |  | KVL1213A | US PLUS COMPACT WASHING SYSTEM KIT | <table border="1"> <thead> <tr> <th>Code</th> <th>Description</th> <th>Qty</th> <th>UOM</th> </tr> </thead> <tbody> <tr> <td>GN1312A0</td> <td>RUBBER CABLE-PASSI NG DE=26 DI=15 SP=10</td> <td>1</td> <td>PZ</td> </tr> <tr> <td>GN1526A0</td> <td>INT. D.=6.9 TH=1.8 O-RIN</td> <td>7</td> <td>PZ</td> </tr> <tr> <td>RC1018A0</td> <td>ZINC PLATED D12 ELASTIC CLAMP</td> <td>3</td> <td>PZ</td> </tr> <tr> <td>RC1019A0</td> <td>D=10 ELASTIC CLAMP</td> <td>14</td> <td>PZ</td> </tr> <tr> <td>RC1130A0</td> <td>130X2,6 CLAM</td> <td>1</td> <td>PZ</td> </tr> <tr> <td>RC1131A0</td> <td>200X2.6 BLACK CLAMP</td> <td>1</td> <td>PZ</td> </tr> <tr> <td>RC1242A0</td> <td>D=10 CLOSED CAP</td> <td>2</td> <td>PZ</td> </tr> <tr> <td>RC1356A0</td> <td>"STRAIGHT THREADED FEMALE END 8X1/4" BS</td> <td>1</td> <td>PZ</td> </tr> <tr> <td>TB2820A0</td> <td>6X10 EPDM PIPE FOR WASHING SYSTEM</td> <td>0.790</td> <td>M</td> </tr> <tr> <td>TB3132A0</td> <td>WHITE-BLUE EPDM TEXTILE BRAID HOSE 6X12</td> <td>1.400</td> <td>M</td> </tr> <tr> <td>VI1220A1</td> <td>4,2X12 TCB SELF-TAPPIN G SCREW</td> <td>3</td> <td>PZ</td> </tr> <tr> <td>VL1019A0</td> <td>VIBRATION PUMP</td> <td>1</td> <td>PZ</td> </tr> <tr> <td>VL1047A1</td> <td>D6 PIPE HOLDER - D8 J.G. TERMINAL</td> <td>1</td> <td>PZ</td> </tr> <tr> <td>VL1054B0</td> <td>ONE WASHING SYS INLET DISTRIBUTOR</td> <td>1</td> <td>PZ</td> </tr> <tr> <td>VL1065A1</td> <td>1/4 MALE N.O. PRESSURE SWITCH</td> <td>1</td> <td>PZ</td> </tr> <tr> <td>VL1102A1</td> <td>DETERGENT LINE FILTER + BARBED VNR 6 MM</td> <td>1</td> <td>PZ</td> </tr> <tr> <td>VL1128A1</td> <td>D6 BARBED CHECK VALVE</td> <td>2</td> <td>PZ</td> </tr> <tr> <td>VL1165A0</td> <td>BB6-AR6 STRAIGHT FITTING</td> <td>1</td> <td>PZ</td> </tr> <tr> <td>VL1166A0</td> <td>BB6-AR6 L FITTING</td> <td>3</td> <td>PZ</td> </tr> </tbody> </table> | Code | Description | Qty | UOM | GN1312A0 | RUBBER CABLE-PASSI NG DE=26 DI=15 SP=10 | 1 | PZ | GN1526A0 | INT. D.=6.9 TH=1.8 O-RIN | 7 | PZ | RC1018A0 | ZINC PLATED D12 ELASTIC CLAMP | 3 | PZ | RC1019A0 | D=10 ELASTIC CLAMP | 14 | PZ | RC1130A0 | 130X2,6 CLAM | 1 | PZ | RC1131A0 | 200X2.6 BLACK CLAMP | 1 | PZ | RC1242A0 | D=10 CLOSED CAP | 2 | PZ | RC1356A0 | "STRAIGHT THREADED FEMALE END 8X1/4" BS | 1 | PZ | TB2820A0 | 6X10 EPDM PIPE FOR WASHING SYSTEM | 0.790 | M | TB3132A0 | WHITE-BLUE EPDM TEXTILE BRAID HOSE 6X12 | 1.400 | M | VI1220A1 | 4,2X12 TCB SELF-TAPPIN G SCREW | 3 | PZ | VL1019A0 | VIBRATION PUMP | 1 | PZ | VL1047A1 | D6 PIPE HOLDER - D8 J.G. TERMINAL | 1 | PZ | VL1054B0 | ONE WASHING SYS INLET DISTRIBUTOR | 1 | PZ | VL1065A1 | 1/4 MALE N.O. PRESSURE SWITCH | 1 | PZ | VL1102A1 | DETERGENT LINE FILTER + BARBED VNR 6 MM | 1 | PZ | VL1128A1 | D6 BARBED CHECK VALVE | 2 | PZ | VL1165A0 | BB6-AR6 STRAIGHT FITTING | 1 | PZ | VL1166A0 | BB6-AR6 L FITTING | 3 | PZ |
| Code | Description | Qty | UOM | | | | | | | | | | | | | | | | | | | | | | | | | | | | | | | | | | | | | | | | | | | | | | | | | | | | | | | | | | | | | | | | | | | | | | | | | | | | | | | | | | |
| GN1312A0 | RUBBER CABLE-PASSI NG DE=26 DI=15 SP=10 | 1 | PZ | | | | | | | | | | | | | | | | | | | | | | | | | | | | | | | | | | | | | | | | | | | | | | | | | | | | | | | | | | | | | | | | | | | | | | | | | | | | | | | | | | |
| GN1526A0 | INT. D.=6.9 TH=1.8 O-RIN | 7 | PZ | | | | | | | | | | | | | | | | | | | | | | | | | | | | | | | | | | | | | | | | | | | | | | | | | | | | | | | | | | | | | | | | | | | | | | | | | | | | | | | | | | |
| RC1018A0 | ZINC PLATED D12 ELASTIC CLAMP | 3 | PZ | | | | | | | | | | | | | | | | | | | | | | | | | | | | | | | | | | | | | | | | | | | | | | | | | | | | | | | | | | | | | | | | | | | | | | | | | | | | | | | | | | |
| RC1019A0 | D=10 ELASTIC CLAMP | 14 | PZ | | | | | | | | | | | | | | | | | | | | | | | | | | | | | | | | | | | | | | | | | | | | | | | | | | | | | | | | | | | | | | | | | | | | | | | | | | | | | | | | | | |
| RC1130A0 | 130X2,6 CLAM | 1 | PZ | | | | | | | | | | | | | | | | | | | | | | | | | | | | | | | | | | | | | | | | | | | | | | | | | | | | | | | | | | | | | | | | | | | | | | | | | | | | | | | | | | |
| RC1131A0 | 200X2.6 BLACK CLAMP | 1 | PZ | | | | | | | | | | | | | | | | | | | | | | | | | | | | | | | | | | | | | | | | | | | | | | | | | | | | | | | | | | | | | | | | | | | | | | | | | | | | | | | | | | |
| RC1242A0 | D=10 CLOSED CAP | 2 | PZ | | | | | | | | | | | | | | | | | | | | | | | | | | | | | | | | | | | | | | | | | | | | | | | | | | | | | | | | | | | | | | | | | | | | | | | | | | | | | | | | | | |
| RC1356A0 | "STRAIGHT THREADED FEMALE END 8X1/4" BS | 1 | PZ | | | | | | | | | | | | | | | | | | | | | | | | | | | | | | | | | | | | | | | | | | | | | | | | | | | | | | | | | | | | | | | | | | | | | | | | | | | | | | | | | | |
| TB2820A0 | 6X10 EPDM PIPE FOR WASHING SYSTEM | 0.790 | M | | | | | | | | | | | | | | | | | | | | | | | | | | | | | | | | | | | | | | | | | | | | | | | | | | | | | | | | | | | | | | | | | | | | | | | | | | | | | | | | | | |
| TB3132A0 | WHITE-BLUE EPDM TEXTILE BRAID HOSE 6X12 | 1.400 | M | | | | | | | | | | | | | | | | | | | | | | | | | | | | | | | | | | | | | | | | | | | | | | | | | | | | | | | | | | | | | | | | | | | | | | | | | | | | | | | | | | |
| VI1220A1 | 4,2X12 TCB SELF-TAPPIN G SCREW | 3 | PZ | | | | | | | | | | | | | | | | | | | | | | | | | | | | | | | | | | | | | | | | | | | | | | | | | | | | | | | | | | | | | | | | | | | | | | | | | | | | | | | | | | |
| VL1019A0 | VIBRATION PUMP | 1 | PZ | | | | | | | | | | | | | | | | | | | | | | | | | | | | | | | | | | | | | | | | | | | | | | | | | | | | | | | | | | | | | | | | | | | | | | | | | | | | | | | | | | |
| VL1047A1 | D6 PIPE HOLDER - D8 J.G. TERMINAL | 1 | PZ | | | | | | | | | | | | | | | | | | | | | | | | | | | | | | | | | | | | | | | | | | | | | | | | | | | | | | | | | | | | | | | | | | | | | | | | | | | | | | | | | | |
| VL1054B0 | ONE WASHING SYS INLET DISTRIBUTOR | 1 | PZ | | | | | | | | | | | | | | | | | | | | | | | | | | | | | | | | | | | | | | | | | | | | | | | | | | | | | | | | | | | | | | | | | | | | | | | | | | | | | | | | | | |
| VL1065A1 | 1/4 MALE N.O. PRESSURE SWITCH | 1 | PZ | | | | | | | | | | | | | | | | | | | | | | | | | | | | | | | | | | | | | | | | | | | | | | | | | | | | | | | | | | | | | | | | | | | | | | | | | | | | | | | | | | |
| VL1102A1 | DETERGENT LINE FILTER + BARBED VNR 6 MM | 1 | PZ | | | | | | | | | | | | | | | | | | | | | | | | | | | | | | | | | | | | | | | | | | | | | | | | | | | | | | | | | | | | | | | | | | | | | | | | | | | | | | | | | | |
| VL1128A1 | D6 BARBED CHECK VALVE | 2 | PZ | | | | | | | | | | | | | | | | | | | | | | | | | | | | | | | | | | | | | | | | | | | | | | | | | | | | | | | | | | | | | | | | | | | | | | | | | | | | | | | | | | |
| VL1165A0 | BB6-AR6 STRAIGHT FITTING | 1 | PZ | | | | | | | | | | | | | | | | | | | | | | | | | | | | | | | | | | | | | | | | | | | | | | | | | | | | | | | | | | | | | | | | | | | | | | | | | | | | | | | | | | |
| VL1166A0 | BB6-AR6 L FITTING | 3 | PZ | | | | | | | | | | | | | | | | | | | | | | | | | | | | | | | | | | | | | | | | | | | | | | | | | | | | | | | | | | | | | | | | | | | | | | | | | | | | | | | | | | |




| COMPONENT | | | SPARE PART | | | | | | | | | | | | | | | | | | | | | | | | | | | | | | | | | | | | | | | | | | | | | | | | | | | | | | | | | | | | | | | | | | | | | | |
|-----------|---|---|------------|--------------------------------------|--|------|-------------|-----|-----|----------|---------------------------|---|----|----------|---------------------------------|---|----|----------|---|---|----|----------|--------------------------|---|----|----------|-------------------------------|---|----|----------|--------------------|----|----|----------|--------------|---|----|----------|---------------------|---|----|----------|-----------------|---|----|----------|---|---|----|----------|-----------------------------------|-------|---|----------|---|-------|---|----------|--------------------------------|---|----|----------|----------------|---|----|----------|-----------------------------------|---|----|----------|-----------------------------------|---|----|
| Code | Description | Image | Code | Description | Components list | | | | | | | | | | | | | | | | | | | | | | | | | | | | | | | | | | | | | | | | | | | | | | | | | | | | | | | | | | | | | | | | | | | | |
| VL1166A | BB6-AR6 L FITTING |  | KVL1213A | US PLUS COMPACT WASHING SYSTEM KIT | <table border="1"> <thead> <tr> <th>Code</th> <th>Description</th> <th>Qty</th> <th>UOM</th> </tr> </thead> <tbody> <tr> <td>VL1174C0</td> <td>D1.2 MM CALIBRATED NOZZLE</td> <td>1</td> <td>PZ</td> </tr> <tr> <td>VL1185A0</td> <td>2 WAYS PLUS WASHING DISTRIBUTOR</td> <td>1</td> <td>PZ</td> </tr> <tr> <td>VM2172A0</td> <td>PUMP-WITH-CI RCUIT LOCKING PIN</td> <td>6</td> <td>PZ</td> </tr> </tbody> </table> | Code | Description | Qty | UOM | VL1174C0 | D1.2 MM CALIBRATED NOZZLE | 1 | PZ | VL1185A0 | 2 WAYS PLUS WASHING DISTRIBUTOR | 1 | PZ | VM2172A0 | PUMP-WITH-CI RCUIT LOCKING PIN | 6 | PZ | | | | | | | | | | | | | | | | | | | | | | | | | | | | | | | | | | | | | | | | | | | | | | | | | | | | |
| Code | Description | Qty | UOM | | | | | | | | | | | | | | | | | | | | | | | | | | | | | | | | | | | | | | | | | | | | | | | | | | | | | | | | | | | | | | | | | | | | | | |
| VL1174C0 | D1.2 MM CALIBRATED NOZZLE | 1 | PZ | | | | | | | | | | | | | | | | | | | | | | | | | | | | | | | | | | | | | | | | | | | | | | | | | | | | | | | | | | | | | | | | | | | | | | |
| VL1185A0 | 2 WAYS PLUS WASHING DISTRIBUTOR | 1 | PZ | | | | | | | | | | | | | | | | | | | | | | | | | | | | | | | | | | | | | | | | | | | | | | | | | | | | | | | | | | | | | | | | | | | | | | |
| VM2172A0 | PUMP-WITH-CI RCUIT LOCKING PIN | 6 | PZ | | | | | | | | | | | | | | | | | | | | | | | | | | | | | | | | | | | | | | | | | | | | | | | | | | | | | | | | | | | | | | | | | | | | | | |
| | | | KVL1212A | EUR COMPACT PLUS CLEANING SYSTEM KIT | <table border="1"> <thead> <tr> <th>Code</th> <th>Description</th> <th>Qty</th> <th>UOM</th> </tr> </thead> <tbody> <tr> <td>0H2428A0</td> <td></td> <td>1</td> <td>PZ</td> </tr> <tr> <td>EL1440A0</td> <td>WATER SELF CLEANING VALVE</td> <td>3</td> <td>PZ</td> </tr> <tr> <td>GN1312A0</td> <td>RUBBER CABLE-PASSI NG DE=26 DI=15 SP=10</td> <td>1</td> <td>PZ</td> </tr> <tr> <td>GN1526A0</td> <td>INT. D.=6.9 TH=1.8 O-RIN</td> <td>7</td> <td>PZ</td> </tr> <tr> <td>RC1018A0</td> <td>ZINC PLATED D12 ELASTIC CLAMP</td> <td>3</td> <td>PZ</td> </tr> <tr> <td>RC1019A0</td> <td>D=10 ELASTIC CLAMP</td> <td>14</td> <td>PZ</td> </tr> <tr> <td>RC1130A0</td> <td>130X2,6 CLAM</td> <td>1</td> <td>PZ</td> </tr> <tr> <td>RC1131A0</td> <td>200X2.6 BLACK CLAMP</td> <td>1</td> <td>PZ</td> </tr> <tr> <td>RC1242A0</td> <td>D=10 CLOSED CAP</td> <td>2</td> <td>PZ</td> </tr> <tr> <td>RC1356A0</td> <td>"STRAIGHT THREADED FEMALE END 8X1/4" BS</td> <td>1</td> <td>PZ</td> </tr> <tr> <td>TB2820A0</td> <td>6X10 EPDM PIPE FOR WASHING SYSTEM</td> <td>1.340</td> <td>M</td> </tr> <tr> <td>TB3132A0</td> <td>WHITE-BLUE EPDM TEXTILE BRAID HOSE 6X12</td> <td>1.400</td> <td>M</td> </tr> <tr> <td>VI1220A1</td> <td>4,2X12 TCB SELF-TAPPIN G SCREW</td> <td>3</td> <td>PZ</td> </tr> <tr> <td>VL1019A0</td> <td>VIBRATION PUMP</td> <td>1</td> <td>PZ</td> </tr> <tr> <td>VL1047A1</td> <td>D6 PIPE HOLDER - D8 J.G. TERMINAL</td> <td>1</td> <td>PZ</td> </tr> <tr> <td>VL1054B0</td> <td>ONE WASHING SYS INLET DISTRIBUTOR</td> <td>1</td> <td>PZ</td> </tr> </tbody> </table> | Code | Description | Qty | UOM | 0H2428A0 | | 1 | PZ | EL1440A0 | WATER SELF CLEANING VALVE | 3 | PZ | GN1312A0 | RUBBER CABLE-PASSI NG DE=26 DI=15 SP=10 | 1 | PZ | GN1526A0 | INT. D.=6.9 TH=1.8 O-RIN | 7 | PZ | RC1018A0 | ZINC PLATED D12 ELASTIC CLAMP | 3 | PZ | RC1019A0 | D=10 ELASTIC CLAMP | 14 | PZ | RC1130A0 | 130X2,6 CLAM | 1 | PZ | RC1131A0 | 200X2.6 BLACK CLAMP | 1 | PZ | RC1242A0 | D=10 CLOSED CAP | 2 | PZ | RC1356A0 | "STRAIGHT THREADED FEMALE END 8X1/4" BS | 1 | PZ | TB2820A0 | 6X10 EPDM PIPE FOR WASHING SYSTEM | 1.340 | M | TB3132A0 | WHITE-BLUE EPDM TEXTILE BRAID HOSE 6X12 | 1.400 | M | VI1220A1 | 4,2X12 TCB SELF-TAPPIN G SCREW | 3 | PZ | VL1019A0 | VIBRATION PUMP | 1 | PZ | VL1047A1 | D6 PIPE HOLDER - D8 J.G. TERMINAL | 1 | PZ | VL1054B0 | ONE WASHING SYS INLET DISTRIBUTOR | 1 | PZ |
| Code | Description | Qty | UOM | | | | | | | | | | | | | | | | | | | | | | | | | | | | | | | | | | | | | | | | | | | | | | | | | | | | | | | | | | | | | | | | | | | | | | |
| 0H2428A0 | | 1 | PZ | | | | | | | | | | | | | | | | | | | | | | | | | | | | | | | | | | | | | | | | | | | | | | | | | | | | | | | | | | | | | | | | | | | | | | |
| EL1440A0 | WATER SELF CLEANING VALVE | 3 | PZ | | | | | | | | | | | | | | | | | | | | | | | | | | | | | | | | | | | | | | | | | | | | | | | | | | | | | | | | | | | | | | | | | | | | | | |
| GN1312A0 | RUBBER CABLE-PASSI NG DE=26 DI=15 SP=10 | 1 | PZ | | | | | | | | | | | | | | | | | | | | | | | | | | | | | | | | | | | | | | | | | | | | | | | | | | | | | | | | | | | | | | | | | | | | | | |
| GN1526A0 | INT. D.=6.9 TH=1.8 O-RIN | 7 | PZ | | | | | | | | | | | | | | | | | | | | | | | | | | | | | | | | | | | | | | | | | | | | | | | | | | | | | | | | | | | | | | | | | | | | | | |
| RC1018A0 | ZINC PLATED D12 ELASTIC CLAMP | 3 | PZ | | | | | | | | | | | | | | | | | | | | | | | | | | | | | | | | | | | | | | | | | | | | | | | | | | | | | | | | | | | | | | | | | | | | | | |
| RC1019A0 | D=10 ELASTIC CLAMP | 14 | PZ | | | | | | | | | | | | | | | | | | | | | | | | | | | | | | | | | | | | | | | | | | | | | | | | | | | | | | | | | | | | | | | | | | | | | | |
| RC1130A0 | 130X2,6 CLAM | 1 | PZ | | | | | | | | | | | | | | | | | | | | | | | | | | | | | | | | | | | | | | | | | | | | | | | | | | | | | | | | | | | | | | | | | | | | | | |
| RC1131A0 | 200X2.6 BLACK CLAMP | 1 | PZ | | | | | | | | | | | | | | | | | | | | | | | | | | | | | | | | | | | | | | | | | | | | | | | | | | | | | | | | | | | | | | | | | | | | | | |
| RC1242A0 | D=10 CLOSED CAP | 2 | PZ | | | | | | | | | | | | | | | | | | | | | | | | | | | | | | | | | | | | | | | | | | | | | | | | | | | | | | | | | | | | | | | | | | | | | | |
| RC1356A0 | "STRAIGHT THREADED FEMALE END 8X1/4" BS | 1 | PZ | | | | | | | | | | | | | | | | | | | | | | | | | | | | | | | | | | | | | | | | | | | | | | | | | | | | | | | | | | | | | | | | | | | | | | |
| TB2820A0 | 6X10 EPDM PIPE FOR WASHING SYSTEM | 1.340 | M | | | | | | | | | | | | | | | | | | | | | | | | | | | | | | | | | | | | | | | | | | | | | | | | | | | | | | | | | | | | | | | | | | | | | | |
| TB3132A0 | WHITE-BLUE EPDM TEXTILE BRAID HOSE 6X12 | 1.400 | M | | | | | | | | | | | | | | | | | | | | | | | | | | | | | | | | | | | | | | | | | | | | | | | | | | | | | | | | | | | | | | | | | | | | | | |
| VI1220A1 | 4,2X12 TCB SELF-TAPPIN G SCREW | 3 | PZ | | | | | | | | | | | | | | | | | | | | | | | | | | | | | | | | | | | | | | | | | | | | | | | | | | | | | | | | | | | | | | | | | | | | | | |
| VL1019A0 | VIBRATION PUMP | 1 | PZ | | | | | | | | | | | | | | | | | | | | | | | | | | | | | | | | | | | | | | | | | | | | | | | | | | | | | | | | | | | | | | | | | | | | | | |
| VL1047A1 | D6 PIPE HOLDER - D8 J.G. TERMINAL | 1 | PZ | | | | | | | | | | | | | | | | | | | | | | | | | | | | | | | | | | | | | | | | | | | | | | | | | | | | | | | | | | | | | | | | | | | | | | |
| VL1054B0 | ONE WASHING SYS INLET DISTRIBUTOR | 1 | PZ | | | | | | | | | | | | | | | | | | | | | | | | | | | | | | | | | | | | | | | | | | | | | | | | | | | | | | | | | | | | | | | | | | | | | | |


| COMPONENT | | | SPARE PART | | | | | | | | | | | | | | | | | | | | | | | | | | | | | | | | | | | | | | | | | | | | | | | | | | | | | | |
|-----------|---|---|------------|--|--|------|-------------|-----|-----|----------|-------------------------------|---|----|----------|---|---|----|----------|--------------------------|---|----|----------|-------------------------------|---|----|----------|--------------------|----|----|----------|---------------------------|---|----|----------|---------------------------------|---|----|----------|-----------------------------------|-------|----|----------|---|-------|---|----------|--------------------------------|---|----|----------|----------------|---|----|----------|-----------------------------------|---|----|
| Code | Description | Image | Code | Description | Components list | | | | | | | | | | | | | | | | | | | | | | | | | | | | | | | | | | | | | | | | | | | | | | | | | | | | |
| VL1166A | BB6-AR6 L FITTING |  | KVL1212A | EUR COMPACT PLUS CLEANING SYSTEM KIT | <table border="1"> <thead> <tr> <th>Code</th> <th>Description</th> <th>Qty</th> <th>UOM</th> </tr> </thead> <tbody> <tr> <td>VL1065A1</td> <td>1/4 MALE N.O. PRESSURE SWITCH</td> <td>1</td> <td>PZ</td> </tr> <tr> <td>VL1102A1</td> <td>DETERGENT LINE FILTER + BARBED VNR 6 MM</td> <td>1</td> <td>PZ</td> </tr> <tr> <td>VL1128A1</td> <td>D6 BARBED CHECK VALVE</td> <td>2</td> <td>PZ</td> </tr> <tr> <td>VL1165A0</td> <td>BB6-AR6 STRAIGHT FITTING</td> <td>1</td> <td>PZ</td> </tr> <tr> <td>VL1166A0</td> <td>BB6-AR6 L FITTING</td> <td>3</td> <td>PZ</td> </tr> <tr> <td>VL1174C0</td> <td>D1.2 MM CALIBRATED NOZZLE</td> <td>1</td> <td>PZ</td> </tr> <tr> <td>VL1185A0</td> <td>2 WAYS PLUS WASHING DISTRIBUTOR</td> <td>1</td> <td>PZ</td> </tr> <tr> <td>VM2172A0</td> <td>PUMP-WITH-CI RCUIT LOCKING PIN</td> <td>6</td> <td>PZ</td> </tr> </tbody> </table> | Code | Description | Qty | UOM | VL1065A1 | 1/4 MALE N.O. PRESSURE SWITCH | 1 | PZ | VL1102A1 | DETERGENT LINE FILTER + BARBED VNR 6 MM | 1 | PZ | VL1128A1 | D6 BARBED CHECK VALVE | 2 | PZ | VL1165A0 | BB6-AR6 STRAIGHT FITTING | 1 | PZ | VL1166A0 | BB6-AR6 L FITTING | 3 | PZ | VL1174C0 | D1.2 MM CALIBRATED NOZZLE | 1 | PZ | VL1185A0 | 2 WAYS PLUS WASHING DISTRIBUTOR | 1 | PZ | VM2172A0 | PUMP-WITH-CI RCUIT LOCKING PIN | 6 | PZ | | | | | | | | | | | | | | | | |
| Code | Description | Qty | UOM | | | | | | | | | | | | | | | | | | | | | | | | | | | | | | | | | | | | | | | | | | | | | | | | | | | | | | |
| VL1065A1 | 1/4 MALE N.O. PRESSURE SWITCH | 1 | PZ | | | | | | | | | | | | | | | | | | | | | | | | | | | | | | | | | | | | | | | | | | | | | | | | | | | | | | |
| VL1102A1 | DETERGENT LINE FILTER + BARBED VNR 6 MM | 1 | PZ | | | | | | | | | | | | | | | | | | | | | | | | | | | | | | | | | | | | | | | | | | | | | | | | | | | | | | |
| VL1128A1 | D6 BARBED CHECK VALVE | 2 | PZ | | | | | | | | | | | | | | | | | | | | | | | | | | | | | | | | | | | | | | | | | | | | | | | | | | | | | | |
| VL1165A0 | BB6-AR6 STRAIGHT FITTING | 1 | PZ | | | | | | | | | | | | | | | | | | | | | | | | | | | | | | | | | | | | | | | | | | | | | | | | | | | | | | |
| VL1166A0 | BB6-AR6 L FITTING | 3 | PZ | | | | | | | | | | | | | | | | | | | | | | | | | | | | | | | | | | | | | | | | | | | | | | | | | | | | | | |
| VL1174C0 | D1.2 MM CALIBRATED NOZZLE | 1 | PZ | | | | | | | | | | | | | | | | | | | | | | | | | | | | | | | | | | | | | | | | | | | | | | | | | | | | | | |
| VL1185A0 | 2 WAYS PLUS WASHING DISTRIBUTOR | 1 | PZ | | | | | | | | | | | | | | | | | | | | | | | | | | | | | | | | | | | | | | | | | | | | | | | | | | | | | | |
| VM2172A0 | PUMP-WITH-CI RCUIT LOCKING PIN | 6 | PZ | | | | | | | | | | | | | | | | | | | | | | | | | | | | | | | | | | | | | | | | | | | | | | | | | | | | | | |
| | | | KVL1211A | ONE COMPACT AND 0523-EP WASH. SYSTEM KIT | <table border="1"> <thead> <tr> <th>Code</th> <th>Description</th> <th>Qty</th> <th>UOM</th> </tr> </thead> <tbody> <tr> <td>0H2427A0</td> <td></td> <td>1</td> <td>PZ</td> </tr> <tr> <td>EL1440A0</td> <td>WATER SELF CLEANING VALVE</td> <td>1</td> <td>PZ</td> </tr> <tr> <td>GN1526A0</td> <td>INT. D.=6.9 TH=1.8 O-RIN</td> <td>3</td> <td>PZ</td> </tr> <tr> <td>RC1018A0</td> <td>ZINC PLATED D12 ELASTIC CLAMP</td> <td>2</td> <td>PZ</td> </tr> <tr> <td>RC1019A0</td> <td>D=10 ELASTIC CLAMP</td> <td>14</td> <td>PZ</td> </tr> <tr> <td>RC1130A0</td> <td>130X2,6 CLAM</td> <td>1</td> <td>PZ</td> </tr> <tr> <td>RC1242A0</td> <td>D=10 CLOSED CAP</td> <td>2</td> <td>PZ</td> </tr> <tr> <td>TB2820A0</td> <td>6X10 EPDM PIPE FOR WASHING SYSTEM</td> <td>1.290</td> <td>M</td> </tr> <tr> <td>TB3132A0</td> <td>WHITE-BLUE EPDM TEXTILE BRAID HOSE 6X12</td> <td>0.670</td> <td>M</td> </tr> <tr> <td>VI1220A1</td> <td>4,2X12 TCB SELF-TAPPIN G SCREW</td> <td>4</td> <td>PZ</td> </tr> <tr> <td>VL1019A0</td> <td>VIBRATION PUMP</td> <td>1</td> <td>PZ</td> </tr> <tr> <td>VL1047A1</td> <td>D6 PIPE HOLDER - D8 J.G. TERMINAL</td> <td>1</td> <td>PZ</td> </tr> </tbody> </table> | Code | Description | Qty | UOM | 0H2427A0 | | 1 | PZ | EL1440A0 | WATER SELF CLEANING VALVE | 1 | PZ | GN1526A0 | INT. D.=6.9 TH=1.8 O-RIN | 3 | PZ | RC1018A0 | ZINC PLATED D12 ELASTIC CLAMP | 2 | PZ | RC1019A0 | D=10 ELASTIC CLAMP | 14 | PZ | RC1130A0 | 130X2,6 CLAM | 1 | PZ | RC1242A0 | D=10 CLOSED CAP | 2 | PZ | TB2820A0 | 6X10 EPDM PIPE FOR WASHING SYSTEM | 1.290 | M | TB3132A0 | WHITE-BLUE EPDM TEXTILE BRAID HOSE 6X12 | 0.670 | M | VI1220A1 | 4,2X12 TCB SELF-TAPPIN G SCREW | 4 | PZ | VL1019A0 | VIBRATION PUMP | 1 | PZ | VL1047A1 | D6 PIPE HOLDER - D8 J.G. TERMINAL | 1 | PZ |
| Code | Description | Qty | UOM | | | | | | | | | | | | | | | | | | | | | | | | | | | | | | | | | | | | | | | | | | | | | | | | | | | | | | |
| 0H2427A0 | | 1 | PZ | | | | | | | | | | | | | | | | | | | | | | | | | | | | | | | | | | | | | | | | | | | | | | | | | | | | | | |
| EL1440A0 | WATER SELF CLEANING VALVE | 1 | PZ | | | | | | | | | | | | | | | | | | | | | | | | | | | | | | | | | | | | | | | | | | | | | | | | | | | | | | |
| GN1526A0 | INT. D.=6.9 TH=1.8 O-RIN | 3 | PZ | | | | | | | | | | | | | | | | | | | | | | | | | | | | | | | | | | | | | | | | | | | | | | | | | | | | | | |
| RC1018A0 | ZINC PLATED D12 ELASTIC CLAMP | 2 | PZ | | | | | | | | | | | | | | | | | | | | | | | | | | | | | | | | | | | | | | | | | | | | | | | | | | | | | | |
| RC1019A0 | D=10 ELASTIC CLAMP | 14 | PZ | | | | | | | | | | | | | | | | | | | | | | | | | | | | | | | | | | | | | | | | | | | | | | | | | | | | | | |
| RC1130A0 | 130X2,6 CLAM | 1 | PZ | | | | | | | | | | | | | | | | | | | | | | | | | | | | | | | | | | | | | | | | | | | | | | | | | | | | | | |
| RC1242A0 | D=10 CLOSED CAP | 2 | PZ | | | | | | | | | | | | | | | | | | | | | | | | | | | | | | | | | | | | | | | | | | | | | | | | | | | | | | |
| TB2820A0 | 6X10 EPDM PIPE FOR WASHING SYSTEM | 1.290 | M | | | | | | | | | | | | | | | | | | | | | | | | | | | | | | | | | | | | | | | | | | | | | | | | | | | | | | |
| TB3132A0 | WHITE-BLUE EPDM TEXTILE BRAID HOSE 6X12 | 0.670 | M | | | | | | | | | | | | | | | | | | | | | | | | | | | | | | | | | | | | | | | | | | | | | | | | | | | | | | |
| VI1220A1 | 4,2X12 TCB SELF-TAPPIN G SCREW | 4 | PZ | | | | | | | | | | | | | | | | | | | | | | | | | | | | | | | | | | | | | | | | | | | | | | | | | | | | | | |
| VL1019A0 | VIBRATION PUMP | 1 | PZ | | | | | | | | | | | | | | | | | | | | | | | | | | | | | | | | | | | | | | | | | | | | | | | | | | | | | | |
| VL1047A1 | D6 PIPE HOLDER - D8 J.G. TERMINAL | 1 | PZ | | | | | | | | | | | | | | | | | | | | | | | | | | | | | | | | | | | | | | | | | | | | | | | | | | | | | | |




| COMPONENT | | | SPARE PART | | | | | | | | | | | | | | | | | | | | | | | | | | | | | | | | | | | | | | | | | | | | | | | | | | |
|-----------|---|---|------------|--|---|------|-------------|-----|-----|----------|-----------------------------------|---|----|----------|---|---|----|----------|----------------------------------|---|----|----------|--------------------------|---|----|----------|-------------------------------|----|----|----------|---------------------------|----|----|----------|-------------------------------------|---|----|----------|--------------------------------|---|----|----------|-----------------|---|----|----------|---|---|----|----------|-----------------------------------|-------|---|
| Code | Description | Image | Code | Description | Components list | | | | | | | | | | | | | | | | | | | | | | | | | | | | | | | | | | | | | | | | | | | | | | | | |
| VL1166A | BB6-AR6 L FITTING |  | KVL1211A | ONE COMPACT AND 0523-EP WASH. SYSTEM KIT | <table border="1"> <thead> <tr> <th>Code</th> <th>Description</th> <th>Qty</th> <th>UOM</th> </tr> </thead> <tbody> <tr> <td>VL1054B0</td> <td>ONE WASHING SYS INLET DISTRIBUTOR</td> <td>1</td> <td>PZ</td> </tr> <tr> <td>VL1102A1</td> <td>DETERGENT LINE FILTER + BARBED VNR 6 MM</td> <td>1</td> <td>PZ</td> </tr> <tr> <td>VL1128A1</td> <td>D6 BARBED CHECK VALVE</td> <td>2</td> <td>PZ</td> </tr> <tr> <td>VL1165A0</td> <td>BB6-AR6 STRAIGHT FITTING</td> <td>1</td> <td>PZ</td> </tr> <tr> <td>VL1166A0</td> <td>BB6-AR6 L FITTING</td> <td>1</td> <td>PZ</td> </tr> <tr> <td>VL1174C0</td> <td>D1.2 MM CALIBRATED NOZZLE</td> <td>1</td> <td>PZ</td> </tr> <tr> <td>VL1191A0</td> <td>ONE WASHING DISTRIBUTOR OUTLETS KIT</td> <td>1</td> <td>PZ</td> </tr> <tr> <td>VM2172A0</td> <td>PUMP-WITH-CI RCUIT LOCKING PIN</td> <td>3</td> <td>PZ</td> </tr> </tbody> </table> | Code | Description | Qty | UOM | VL1054B0 | ONE WASHING SYS INLET DISTRIBUTOR | 1 | PZ | VL1102A1 | DETERGENT LINE FILTER + BARBED VNR 6 MM | 1 | PZ | VL1128A1 | D6 BARBED CHECK VALVE | 2 | PZ | VL1165A0 | BB6-AR6 STRAIGHT FITTING | 1 | PZ | VL1166A0 | BB6-AR6 L FITTING | 1 | PZ | VL1174C0 | D1.2 MM CALIBRATED NOZZLE | 1 | PZ | VL1191A0 | ONE WASHING DISTRIBUTOR OUTLETS KIT | 1 | PZ | VM2172A0 | PUMP-WITH-CI RCUIT LOCKING PIN | 3 | PZ | | | | | | | | | | | | |
| Code | Description | Qty | UOM | | | | | | | | | | | | | | | | | | | | | | | | | | | | | | | | | | | | | | | | | | | | | | | | | | |
| VL1054B0 | ONE WASHING SYS INLET DISTRIBUTOR | 1 | PZ | | | | | | | | | | | | | | | | | | | | | | | | | | | | | | | | | | | | | | | | | | | | | | | | | | |
| VL1102A1 | DETERGENT LINE FILTER + BARBED VNR 6 MM | 1 | PZ | | | | | | | | | | | | | | | | | | | | | | | | | | | | | | | | | | | | | | | | | | | | | | | | | | |
| VL1128A1 | D6 BARBED CHECK VALVE | 2 | PZ | | | | | | | | | | | | | | | | | | | | | | | | | | | | | | | | | | | | | | | | | | | | | | | | | | |
| VL1165A0 | BB6-AR6 STRAIGHT FITTING | 1 | PZ | | | | | | | | | | | | | | | | | | | | | | | | | | | | | | | | | | | | | | | | | | | | | | | | | | |
| VL1166A0 | BB6-AR6 L FITTING | 1 | PZ | | | | | | | | | | | | | | | | | | | | | | | | | | | | | | | | | | | | | | | | | | | | | | | | | | |
| VL1174C0 | D1.2 MM CALIBRATED NOZZLE | 1 | PZ | | | | | | | | | | | | | | | | | | | | | | | | | | | | | | | | | | | | | | | | | | | | | | | | | | |
| VL1191A0 | ONE WASHING DISTRIBUTOR OUTLETS KIT | 1 | PZ | | | | | | | | | | | | | | | | | | | | | | | | | | | | | | | | | | | | | | | | | | | | | | | | | | |
| VM2172A0 | PUMP-WITH-CI RCUIT LOCKING PIN | 3 | PZ | | | | | | | | | | | | | | | | | | | | | | | | | | | | | | | | | | | | | | | | | | | | | | | | | | |
| | | | KVL1209A | US PLUS 3 ROTOR ARMS WASHING SYSTEM KIT | <table border="1"> <thead> <tr> <th>Code</th> <th>Description</th> <th>Qty</th> <th>UOM</th> </tr> </thead> <tbody> <tr> <td>0H2354A0</td> <td>XEVC-XEVL WASHING CIRCUIT PLAT</td> <td>1</td> <td>PZ</td> </tr> <tr> <td>0H2411A0</td> <td></td> <td>1</td> <td>PZ</td> </tr> <tr> <td>EL1450A0</td> <td>US SELF-CLEANIN G WATER SOLENOID</td> <td>4</td> <td>PZ</td> </tr> <tr> <td>GN1526A0</td> <td>INT. D.=6.9 TH=1.8 O-RIN</td> <td>9</td> <td>PZ</td> </tr> <tr> <td>RC1018A0</td> <td>ZINC PLATED D12 ELASTIC CLAMP</td> <td>13</td> <td>PZ</td> </tr> <tr> <td>RC1019A0</td> <td>D=10 ELASTIC CLAMP</td> <td>15</td> <td>PZ</td> </tr> <tr> <td>RC1130A0</td> <td>130X2.6 CLAM</td> <td>1</td> <td>PZ</td> </tr> <tr> <td>RC1131A0</td> <td>200X2.6 BLACK CLAMP</td> <td>3</td> <td>PZ</td> </tr> <tr> <td>RC1242A0</td> <td>D=10 CLOSED CAP</td> <td>2</td> <td>PZ</td> </tr> <tr> <td>RC1356A0</td> <td>"STRAIGHT THREADED FEMALE END 8X1/4" BS</td> <td>1</td> <td>PZ</td> </tr> <tr> <td>TB2820A0</td> <td>6X10 EPDM PIPE FOR WASHING SYSTEM</td> <td>2.750</td> <td>M</td> </tr> </tbody> </table> | Code | Description | Qty | UOM | 0H2354A0 | XEVC-XEVL WASHING CIRCUIT PLAT | 1 | PZ | 0H2411A0 | | 1 | PZ | EL1450A0 | US SELF-CLEANIN G WATER SOLENOID | 4 | PZ | GN1526A0 | INT. D.=6.9 TH=1.8 O-RIN | 9 | PZ | RC1018A0 | ZINC PLATED D12 ELASTIC CLAMP | 13 | PZ | RC1019A0 | D=10 ELASTIC CLAMP | 15 | PZ | RC1130A0 | 130X2.6 CLAM | 1 | PZ | RC1131A0 | 200X2.6 BLACK CLAMP | 3 | PZ | RC1242A0 | D=10 CLOSED CAP | 2 | PZ | RC1356A0 | "STRAIGHT THREADED FEMALE END 8X1/4" BS | 1 | PZ | TB2820A0 | 6X10 EPDM PIPE FOR WASHING SYSTEM | 2.750 | M |
| Code | Description | Qty | UOM | | | | | | | | | | | | | | | | | | | | | | | | | | | | | | | | | | | | | | | | | | | | | | | | | | |
| 0H2354A0 | XEVC-XEVL WASHING CIRCUIT PLAT | 1 | PZ | | | | | | | | | | | | | | | | | | | | | | | | | | | | | | | | | | | | | | | | | | | | | | | | | | |
| 0H2411A0 | | 1 | PZ | | | | | | | | | | | | | | | | | | | | | | | | | | | | | | | | | | | | | | | | | | | | | | | | | | |
| EL1450A0 | US SELF-CLEANIN G WATER SOLENOID | 4 | PZ | | | | | | | | | | | | | | | | | | | | | | | | | | | | | | | | | | | | | | | | | | | | | | | | | | |
| GN1526A0 | INT. D.=6.9 TH=1.8 O-RIN | 9 | PZ | | | | | | | | | | | | | | | | | | | | | | | | | | | | | | | | | | | | | | | | | | | | | | | | | | |
| RC1018A0 | ZINC PLATED D12 ELASTIC CLAMP | 13 | PZ | | | | | | | | | | | | | | | | | | | | | | | | | | | | | | | | | | | | | | | | | | | | | | | | | | |
| RC1019A0 | D=10 ELASTIC CLAMP | 15 | PZ | | | | | | | | | | | | | | | | | | | | | | | | | | | | | | | | | | | | | | | | | | | | | | | | | | |
| RC1130A0 | 130X2.6 CLAM | 1 | PZ | | | | | | | | | | | | | | | | | | | | | | | | | | | | | | | | | | | | | | | | | | | | | | | | | | |
| RC1131A0 | 200X2.6 BLACK CLAMP | 3 | PZ | | | | | | | | | | | | | | | | | | | | | | | | | | | | | | | | | | | | | | | | | | | | | | | | | | |
| RC1242A0 | D=10 CLOSED CAP | 2 | PZ | | | | | | | | | | | | | | | | | | | | | | | | | | | | | | | | | | | | | | | | | | | | | | | | | | |
| RC1356A0 | "STRAIGHT THREADED FEMALE END 8X1/4" BS | 1 | PZ | | | | | | | | | | | | | | | | | | | | | | | | | | | | | | | | | | | | | | | | | | | | | | | | | | |
| TB2820A0 | 6X10 EPDM PIPE FOR WASHING SYSTEM | 2.750 | M | | | | | | | | | | | | | | | | | | | | | | | | | | | | | | | | | | | | | | | | | | | | | | | | | | |


| COMPONENT | | | SPARE PART | | | | | | | | | | | | | | | | | | | | | | | | | | | | | | | | | | | | | | | | | | | | | | | | | | | | | | | | | | | | | | | | | | | | | | | | | | | | | | |
|-----------|---|---|------------|---|---|------|-------------|-----|-----|----------|---|-------|---|----------|-------------------------------|---|----|----------|----------------|---|----|----------|-------------------------------|---|----|----------|---|---|----|----------|-----------------------------|---|----|----------|-----------------------|---|----|----------|--------------------------|---|----|----------|-------------------|---|----|----------|--|---|----|----------|--|---|----|----------|---------------------------------------|---|----|----------|---------------------------|---|----|----------|---------------------------------|---|----|----------|---------------------------------|---|----|----------|---------------------------------------|---|----|----------|------------------------------------|---|----|----------|-----------------------------|---|----|
| Code | Description | Image | Code | Description | Components list | | | | | | | | | | | | | | | | | | | | | | | | | | | | | | | | | | | | | | | | | | | | | | | | | | | | | | | | | | | | | | | | | | | | | | | | | | | | |
| VL1166A | BB6-AR6 L FITTING |  | KVL1209A | US PLUS 3 ROTOR ARMS WASHING SYSTEM KIT | <table border="1"> <thead> <tr> <th>Code</th> <th>Description</th> <th>Qty</th> <th>UOM</th> </tr> </thead> <tbody> <tr> <td>TB3132A0</td> <td>WHITE-BLUE EPDM TEXTILE BRAID HOSE 6X12</td> <td>1.980</td> <td>M</td> </tr> <tr> <td>VI1220A1</td> <td>4,2X12 TCB SELF-TAPPING SCREW</td> <td>3</td> <td>PZ</td> </tr> <tr> <td>VL1019A0</td> <td>VIBRATION PUMP</td> <td>1</td> <td>PZ</td> </tr> <tr> <td>VL1065A1</td> <td>1/4 MALE N.O. PRESSURE SWITCH</td> <td>1</td> <td>PZ</td> </tr> <tr> <td>VL1102A1</td> <td>DETERGENT LINE FILTER + BARBED VNR 6 MM</td> <td>1</td> <td>PZ</td> </tr> <tr> <td>VL1127A1</td> <td>6MM BARBED T-SHAPED FITTING</td> <td>2</td> <td>PZ</td> </tr> <tr> <td>VL1128A1</td> <td>D6 BARBED CHECK VALVE</td> <td>3</td> <td>PZ</td> </tr> <tr> <td>VL1165A0</td> <td>BB6-AR6 STRAIGHT FITTING</td> <td>1</td> <td>PZ</td> </tr> <tr> <td>VL1166A0</td> <td>BB6-AR6 L FITTING</td> <td>4</td> <td>PZ</td> </tr> <tr> <td>VL1167A0</td> <td></td> <td>1</td> <td>PZ</td> </tr> <tr> <td>VL1167A1</td> <td></td> <td>1</td> <td>PZ</td> </tr> <tr> <td>VL1167A2</td> <td>GN21 3 ROTOR ARMS B-B FLOW RESTRICTOR</td> <td>1</td> <td>PZ</td> </tr> <tr> <td>VL1174C0</td> <td>D1.2 MM CALIBRATED NOZZLE</td> <td>1</td> <td>PZ</td> </tr> <tr> <td>VL1185A0</td> <td>2 WAYS PLUS WASHING DISTRIBUTOR</td> <td>1</td> <td>PZ</td> </tr> <tr> <td>VL1186A0</td> <td>3 WAYS PLUS WASHING DISTRIBUTOR</td> <td>1</td> <td>PZ</td> </tr> <tr> <td>VL1190A0</td> <td>PLUS WASHING SYSTEM INLET DISTRIBUTOR</td> <td>1</td> <td>PZ</td> </tr> <tr> <td>VM1605A0</td> <td>CLIP TWIST LOCK DIAM. 10,2-12,7 MM</td> <td>6</td> <td>PZ</td> </tr> <tr> <td>VM2172A0</td> <td>PUMP-WITH-RCUIT LOCKING PIN</td> <td>9</td> <td>PZ</td> </tr> </tbody> </table> | Code | Description | Qty | UOM | TB3132A0 | WHITE-BLUE EPDM TEXTILE BRAID HOSE 6X12 | 1.980 | M | VI1220A1 | 4,2X12 TCB SELF-TAPPING SCREW | 3 | PZ | VL1019A0 | VIBRATION PUMP | 1 | PZ | VL1065A1 | 1/4 MALE N.O. PRESSURE SWITCH | 1 | PZ | VL1102A1 | DETERGENT LINE FILTER + BARBED VNR 6 MM | 1 | PZ | VL1127A1 | 6MM BARBED T-SHAPED FITTING | 2 | PZ | VL1128A1 | D6 BARBED CHECK VALVE | 3 | PZ | VL1165A0 | BB6-AR6 STRAIGHT FITTING | 1 | PZ | VL1166A0 | BB6-AR6 L FITTING | 4 | PZ | VL1167A0 | | 1 | PZ | VL1167A1 | | 1 | PZ | VL1167A2 | GN21 3 ROTOR ARMS B-B FLOW RESTRICTOR | 1 | PZ | VL1174C0 | D1.2 MM CALIBRATED NOZZLE | 1 | PZ | VL1185A0 | 2 WAYS PLUS WASHING DISTRIBUTOR | 1 | PZ | VL1186A0 | 3 WAYS PLUS WASHING DISTRIBUTOR | 1 | PZ | VL1190A0 | PLUS WASHING SYSTEM INLET DISTRIBUTOR | 1 | PZ | VM1605A0 | CLIP TWIST LOCK DIAM. 10,2-12,7 MM | 6 | PZ | VM2172A0 | PUMP-WITH-RCUIT LOCKING PIN | 9 | PZ |
| Code | Description | Qty | UOM | | | | | | | | | | | | | | | | | | | | | | | | | | | | | | | | | | | | | | | | | | | | | | | | | | | | | | | | | | | | | | | | | | | | | | | | | | | | | | |
| TB3132A0 | WHITE-BLUE EPDM TEXTILE BRAID HOSE 6X12 | 1.980 | M | | | | | | | | | | | | | | | | | | | | | | | | | | | | | | | | | | | | | | | | | | | | | | | | | | | | | | | | | | | | | | | | | | | | | | | | | | | | | | |
| VI1220A1 | 4,2X12 TCB SELF-TAPPING SCREW | 3 | PZ | | | | | | | | | | | | | | | | | | | | | | | | | | | | | | | | | | | | | | | | | | | | | | | | | | | | | | | | | | | | | | | | | | | | | | | | | | | | | | |
| VL1019A0 | VIBRATION PUMP | 1 | PZ | | | | | | | | | | | | | | | | | | | | | | | | | | | | | | | | | | | | | | | | | | | | | | | | | | | | | | | | | | | | | | | | | | | | | | | | | | | | | | |
| VL1065A1 | 1/4 MALE N.O. PRESSURE SWITCH | 1 | PZ | | | | | | | | | | | | | | | | | | | | | | | | | | | | | | | | | | | | | | | | | | | | | | | | | | | | | | | | | | | | | | | | | | | | | | | | | | | | | | |
| VL1102A1 | DETERGENT LINE FILTER + BARBED VNR 6 MM | 1 | PZ | | | | | | | | | | | | | | | | | | | | | | | | | | | | | | | | | | | | | | | | | | | | | | | | | | | | | | | | | | | | | | | | | | | | | | | | | | | | | | |
| VL1127A1 | 6MM BARBED T-SHAPED FITTING | 2 | PZ | | | | | | | | | | | | | | | | | | | | | | | | | | | | | | | | | | | | | | | | | | | | | | | | | | | | | | | | | | | | | | | | | | | | | | | | | | | | | | |
| VL1128A1 | D6 BARBED CHECK VALVE | 3 | PZ | | | | | | | | | | | | | | | | | | | | | | | | | | | | | | | | | | | | | | | | | | | | | | | | | | | | | | | | | | | | | | | | | | | | | | | | | | | | | | |
| VL1165A0 | BB6-AR6 STRAIGHT FITTING | 1 | PZ | | | | | | | | | | | | | | | | | | | | | | | | | | | | | | | | | | | | | | | | | | | | | | | | | | | | | | | | | | | | | | | | | | | | | | | | | | | | | | |
| VL1166A0 | BB6-AR6 L FITTING | 4 | PZ | | | | | | | | | | | | | | | | | | | | | | | | | | | | | | | | | | | | | | | | | | | | | | | | | | | | | | | | | | | | | | | | | | | | | | | | | | | | | | |
| VL1167A0 | | 1 | PZ | | | | | | | | | | | | | | | | | | | | | | | | | | | | | | | | | | | | | | | | | | | | | | | | | | | | | | | | | | | | | | | | | | | | | | | | | | | | | | |
| VL1167A1 | | 1 | PZ | | | | | | | | | | | | | | | | | | | | | | | | | | | | | | | | | | | | | | | | | | | | | | | | | | | | | | | | | | | | | | | | | | | | | | | | | | | | | | |
| VL1167A2 | GN21 3 ROTOR ARMS B-B FLOW RESTRICTOR | 1 | PZ | | | | | | | | | | | | | | | | | | | | | | | | | | | | | | | | | | | | | | | | | | | | | | | | | | | | | | | | | | | | | | | | | | | | | | | | | | | | | | |
| VL1174C0 | D1.2 MM CALIBRATED NOZZLE | 1 | PZ | | | | | | | | | | | | | | | | | | | | | | | | | | | | | | | | | | | | | | | | | | | | | | | | | | | | | | | | | | | | | | | | | | | | | | | | | | | | | | |
| VL1185A0 | 2 WAYS PLUS WASHING DISTRIBUTOR | 1 | PZ | | | | | | | | | | | | | | | | | | | | | | | | | | | | | | | | | | | | | | | | | | | | | | | | | | | | | | | | | | | | | | | | | | | | | | | | | | | | | | |
| VL1186A0 | 3 WAYS PLUS WASHING DISTRIBUTOR | 1 | PZ | | | | | | | | | | | | | | | | | | | | | | | | | | | | | | | | | | | | | | | | | | | | | | | | | | | | | | | | | | | | | | | | | | | | | | | | | | | | | | |
| VL1190A0 | PLUS WASHING SYSTEM INLET DISTRIBUTOR | 1 | PZ | | | | | | | | | | | | | | | | | | | | | | | | | | | | | | | | | | | | | | | | | | | | | | | | | | | | | | | | | | | | | | | | | | | | | | | | | | | | | | |
| VM1605A0 | CLIP TWIST LOCK DIAM. 10,2-12,7 MM | 6 | PZ | | | | | | | | | | | | | | | | | | | | | | | | | | | | | | | | | | | | | | | | | | | | | | | | | | | | | | | | | | | | | | | | | | | | | | | | | | | | | | |
| VM2172A0 | PUMP-WITH-RCUIT LOCKING PIN | 9 | PZ | | | | | | | | | | | | | | | | | | | | | | | | | | | | | | | | | | | | | | | | | | | | | | | | | | | | | | | | | | | | | | | | | | | | | | | | | | | | | | |





| COMPONENT | | | SPARE PART | | | | | | | | | | | | | | | | | | | | | | | | | | | | | | | | | | | | | | | | | | | | | | | | | | | | | | | | | | | | | | | | | | | | | | | | | | | | | | | | | | | | | | |
|-----------|---|---|------------|---|--|------|-------------|-----|-----|----------|--------------------------------|---|----|----------|--|---|----|----------|----------------------------------|---|----|----------|--------------------------|---|----|----------|-------------------------------|---|----|----------|--------------------|----|----|----------|--------------|---|----|----------|---------------------|---|----|----------|-----------------|---|----|----------|---|---|----|----------|-----------------------------------|-------|---|----------|---|-------|---|----------|--------------------------------|---|----|----------|----------------|---|----|----------|-----------------------------------|---|----|----------|-------------------------------|---|----|----------|---|---|----|----------|-----------------------|---|----|----------|--------------------------|---|----|----------|--------------------------|---|----|
| Code | Description | Image | Code | Description | Components list | | | | | | | | | | | | | | | | | | | | | | | | | | | | | | | | | | | | | | | | | | | | | | | | | | | | | | | | | | | | | | | | | | | | | | | | | | | | | | | | | | | | |
| VL1166A | BB6-AR6 L FITTING |  | KVL1208A | US PLUS 2 ROTOR ARMS WASHING SYSTEM KIT | <table border="1"> <thead> <tr> <th>Code</th> <th>Description</th> <th>Qty</th> <th>UOM</th> </tr> </thead> <tbody> <tr> <td>0H2354A0</td> <td>XEVC-XEVL WASHING CIRCUIT PLAT</td> <td>1</td> <td>PZ</td> </tr> <tr> <td>0H2411A0</td> <td></td> <td>1</td> <td>PZ</td> </tr> <tr> <td>EL1450A0</td> <td>US SELF-CLEANIN G WATER SOLENOID</td> <td>4</td> <td>PZ</td> </tr> <tr> <td>GN1526A0</td> <td>INT. D.=6.9 TH=1.8 O-RIN</td> <td>9</td> <td>PZ</td> </tr> <tr> <td>RC1018A0</td> <td>ZINC PLATED D12 ELASTIC CLAMP</td> <td>4</td> <td>PZ</td> </tr> <tr> <td>RC1019A0</td> <td>D=10 ELASTIC CLAMP</td> <td>16</td> <td>PZ</td> </tr> <tr> <td>RC1130A0</td> <td>130X2,6 CLAM</td> <td>1</td> <td>PZ</td> </tr> <tr> <td>RC1131A0</td> <td>200X2.6 BLACK CLAMP</td> <td>3</td> <td>PZ</td> </tr> <tr> <td>RC1242A0</td> <td>D=10 CLOSED CAP</td> <td>2</td> <td>PZ</td> </tr> <tr> <td>RC1356A0</td> <td>*STRAIGHT THREADED FEMALE END 8X1/4" BS</td> <td>1</td> <td>PZ</td> </tr> <tr> <td>TB2820A0</td> <td>6X10 EPDM PIPE FOR WASHING SYSTEM</td> <td>2.890</td> <td>M</td> </tr> <tr> <td>TB3132A0</td> <td>WHITE-BLUE EPDM TEXTILE BRAID HOSE 6X12</td> <td>1.600</td> <td>M</td> </tr> <tr> <td>VI1220A1</td> <td>4,2X12 TCB SELF-TAPPIN G SCREW</td> <td>3</td> <td>PZ</td> </tr> <tr> <td>VL1019A0</td> <td>VIBRATION PUMP</td> <td>1</td> <td>PZ</td> </tr> <tr> <td>VL1047A1</td> <td>D6 PIPE HOLDER - D8 J.G. TERMINAL</td> <td>1</td> <td>PZ</td> </tr> <tr> <td>VL1065A1</td> <td>1/4 MALE N.O. PRESSURE SWITCH</td> <td>1</td> <td>PZ</td> </tr> <tr> <td>VL1102A1</td> <td>DETERGENT LINE FILTER + BARBED VNR 6 MM</td> <td>1</td> <td>PZ</td> </tr> <tr> <td>VL1128A1</td> <td>D6 BARBED CHECK VALVE</td> <td>2</td> <td>PZ</td> </tr> <tr> <td>VL1141A1</td> <td>STRAIGHT CONNECT BB6-BB6</td> <td>1</td> <td>PZ</td> </tr> <tr> <td>VL1165A0</td> <td>BB6-AR6 STRAIGHT FITTING</td> <td>1</td> <td>PZ</td> </tr> </tbody> </table> | Code | Description | Qty | UOM | 0H2354A0 | XEVC-XEVL WASHING CIRCUIT PLAT | 1 | PZ | 0H2411A0 | | 1 | PZ | EL1450A0 | US SELF-CLEANIN G WATER SOLENOID | 4 | PZ | GN1526A0 | INT. D.=6.9 TH=1.8 O-RIN | 9 | PZ | RC1018A0 | ZINC PLATED D12 ELASTIC CLAMP | 4 | PZ | RC1019A0 | D=10 ELASTIC CLAMP | 16 | PZ | RC1130A0 | 130X2,6 CLAM | 1 | PZ | RC1131A0 | 200X2.6 BLACK CLAMP | 3 | PZ | RC1242A0 | D=10 CLOSED CAP | 2 | PZ | RC1356A0 | *STRAIGHT THREADED FEMALE END 8X1/4" BS | 1 | PZ | TB2820A0 | 6X10 EPDM PIPE FOR WASHING SYSTEM | 2.890 | M | TB3132A0 | WHITE-BLUE EPDM TEXTILE BRAID HOSE 6X12 | 1.600 | M | VI1220A1 | 4,2X12 TCB SELF-TAPPIN G SCREW | 3 | PZ | VL1019A0 | VIBRATION PUMP | 1 | PZ | VL1047A1 | D6 PIPE HOLDER - D8 J.G. TERMINAL | 1 | PZ | VL1065A1 | 1/4 MALE N.O. PRESSURE SWITCH | 1 | PZ | VL1102A1 | DETERGENT LINE FILTER + BARBED VNR 6 MM | 1 | PZ | VL1128A1 | D6 BARBED CHECK VALVE | 2 | PZ | VL1141A1 | STRAIGHT CONNECT BB6-BB6 | 1 | PZ | VL1165A0 | BB6-AR6 STRAIGHT FITTING | 1 | PZ |
| Code | Description | Qty | UOM | | | | | | | | | | | | | | | | | | | | | | | | | | | | | | | | | | | | | | | | | | | | | | | | | | | | | | | | | | | | | | | | | | | | | | | | | | | | | | | | | | | | | | |
| 0H2354A0 | XEVC-XEVL WASHING CIRCUIT PLAT | 1 | PZ | | | | | | | | | | | | | | | | | | | | | | | | | | | | | | | | | | | | | | | | | | | | | | | | | | | | | | | | | | | | | | | | | | | | | | | | | | | | | | | | | | | | | | |
| 0H2411A0 | | 1 | PZ | | | | | | | | | | | | | | | | | | | | | | | | | | | | | | | | | | | | | | | | | | | | | | | | | | | | | | | | | | | | | | | | | | | | | | | | | | | | | | | | | | | | | | |
| EL1450A0 | US SELF-CLEANIN G WATER SOLENOID | 4 | PZ | | | | | | | | | | | | | | | | | | | | | | | | | | | | | | | | | | | | | | | | | | | | | | | | | | | | | | | | | | | | | | | | | | | | | | | | | | | | | | | | | | | | | | |
| GN1526A0 | INT. D.=6.9 TH=1.8 O-RIN | 9 | PZ | | | | | | | | | | | | | | | | | | | | | | | | | | | | | | | | | | | | | | | | | | | | | | | | | | | | | | | | | | | | | | | | | | | | | | | | | | | | | | | | | | | | | | |
| RC1018A0 | ZINC PLATED D12 ELASTIC CLAMP | 4 | PZ | | | | | | | | | | | | | | | | | | | | | | | | | | | | | | | | | | | | | | | | | | | | | | | | | | | | | | | | | | | | | | | | | | | | | | | | | | | | | | | | | | | | | | |
| RC1019A0 | D=10 ELASTIC CLAMP | 16 | PZ | | | | | | | | | | | | | | | | | | | | | | | | | | | | | | | | | | | | | | | | | | | | | | | | | | | | | | | | | | | | | | | | | | | | | | | | | | | | | | | | | | | | | | |
| RC1130A0 | 130X2,6 CLAM | 1 | PZ | | | | | | | | | | | | | | | | | | | | | | | | | | | | | | | | | | | | | | | | | | | | | | | | | | | | | | | | | | | | | | | | | | | | | | | | | | | | | | | | | | | | | | |
| RC1131A0 | 200X2.6 BLACK CLAMP | 3 | PZ | | | | | | | | | | | | | | | | | | | | | | | | | | | | | | | | | | | | | | | | | | | | | | | | | | | | | | | | | | | | | | | | | | | | | | | | | | | | | | | | | | | | | | |
| RC1242A0 | D=10 CLOSED CAP | 2 | PZ | | | | | | | | | | | | | | | | | | | | | | | | | | | | | | | | | | | | | | | | | | | | | | | | | | | | | | | | | | | | | | | | | | | | | | | | | | | | | | | | | | | | | | |
| RC1356A0 | *STRAIGHT THREADED FEMALE END 8X1/4" BS | 1 | PZ | | | | | | | | | | | | | | | | | | | | | | | | | | | | | | | | | | | | | | | | | | | | | | | | | | | | | | | | | | | | | | | | | | | | | | | | | | | | | | | | | | | | | | |
| TB2820A0 | 6X10 EPDM PIPE FOR WASHING SYSTEM | 2.890 | M | | | | | | | | | | | | | | | | | | | | | | | | | | | | | | | | | | | | | | | | | | | | | | | | | | | | | | | | | | | | | | | | | | | | | | | | | | | | | | | | | | | | | | |
| TB3132A0 | WHITE-BLUE EPDM TEXTILE BRAID HOSE 6X12 | 1.600 | M | | | | | | | | | | | | | | | | | | | | | | | | | | | | | | | | | | | | | | | | | | | | | | | | | | | | | | | | | | | | | | | | | | | | | | | | | | | | | | | | | | | | | | |
| VI1220A1 | 4,2X12 TCB SELF-TAPPIN G SCREW | 3 | PZ | | | | | | | | | | | | | | | | | | | | | | | | | | | | | | | | | | | | | | | | | | | | | | | | | | | | | | | | | | | | | | | | | | | | | | | | | | | | | | | | | | | | | | |
| VL1019A0 | VIBRATION PUMP | 1 | PZ | | | | | | | | | | | | | | | | | | | | | | | | | | | | | | | | | | | | | | | | | | | | | | | | | | | | | | | | | | | | | | | | | | | | | | | | | | | | | | | | | | | | | | |
| VL1047A1 | D6 PIPE HOLDER - D8 J.G. TERMINAL | 1 | PZ | | | | | | | | | | | | | | | | | | | | | | | | | | | | | | | | | | | | | | | | | | | | | | | | | | | | | | | | | | | | | | | | | | | | | | | | | | | | | | | | | | | | | | |
| VL1065A1 | 1/4 MALE N.O. PRESSURE SWITCH | 1 | PZ | | | | | | | | | | | | | | | | | | | | | | | | | | | | | | | | | | | | | | | | | | | | | | | | | | | | | | | | | | | | | | | | | | | | | | | | | | | | | | | | | | | | | | |
| VL1102A1 | DETERGENT LINE FILTER + BARBED VNR 6 MM | 1 | PZ | | | | | | | | | | | | | | | | | | | | | | | | | | | | | | | | | | | | | | | | | | | | | | | | | | | | | | | | | | | | | | | | | | | | | | | | | | | | | | | | | | | | | | |
| VL1128A1 | D6 BARBED CHECK VALVE | 2 | PZ | | | | | | | | | | | | | | | | | | | | | | | | | | | | | | | | | | | | | | | | | | | | | | | | | | | | | | | | | | | | | | | | | | | | | | | | | | | | | | | | | | | | | | |
| VL1141A1 | STRAIGHT CONNECT BB6-BB6 | 1 | PZ | | | | | | | | | | | | | | | | | | | | | | | | | | | | | | | | | | | | | | | | | | | | | | | | | | | | | | | | | | | | | | | | | | | | | | | | | | | | | | | | | | | | | | |
| VL1165A0 | BB6-AR6 STRAIGHT FITTING | 1 | PZ | | | | | | | | | | | | | | | | | | | | | | | | | | | | | | | | | | | | | | | | | | | | | | | | | | | | | | | | | | | | | | | | | | | | | | | | | | | | | | | | | | | | | | |





| COMPONENT | | | SPARE PART | | | | | | | | | | | | | | | | | | | | | | | | | | | | | | | | | | | | | | | | | | | | | | | | | | | | | | | | | | |
|-----------|---|---|------------|---|--|------|-------------|-----|-----|----------|--------------------------------|---|----|----------|---------------------------|---|----|----------|----------------------------------|---|----|----------|---------------------------------------|---|----|----------|------------------------------------|---|----|----------|--------------------------------|----|----|----------|--------------|---|----|----------|---------------------|---|----|----------|-----------------|---|----|----------|---|---|----|----------|-----------------------------------|-------|---|----------|---|-------|---|----------|--------------------------------|---|----|
| Code | Description | Image | Code | Description | Components list | | | | | | | | | | | | | | | | | | | | | | | | | | | | | | | | | | | | | | | | | | | | | | | | | | | | | | | | |
| VL1166A | BB6-AR6 L FITTING |  | KVL1208A | US PLUS 2 ROTOR ARMS WASHING SYSTEM KIT | <table border="1"> <thead> <tr> <th>Code</th> <th>Description</th> <th>Qty</th> <th>UOM</th> </tr> </thead> <tbody> <tr> <td>VL1166A0</td> <td>BB6-AR6 L FITTING</td> <td>4</td> <td>PZ</td> </tr> <tr> <td>VL1174C0</td> <td>D1.2 MM CALIBRATED NOZZLE</td> <td>1</td> <td>PZ</td> </tr> <tr> <td>VL1186A0</td> <td>3 WAYS PLUS WASHING DISTRIBUTOR</td> <td>1</td> <td>PZ</td> </tr> <tr> <td>VL1190A0</td> <td>PLUS WASHING SYSTEM INLET DISTRIBUTOR</td> <td>1</td> <td>PZ</td> </tr> <tr> <td>VM1605A0</td> <td>CLIP TWIST LOCK DIAM. 10,2-12,7 MM</td> <td>6</td> <td>PZ</td> </tr> <tr> <td>VM2172A0</td> <td>PUMP-WITH-CI RCUIT LOCKING PIN</td> <td>9</td> <td>PZ</td> </tr> </tbody> </table> | Code | Description | Qty | UOM | VL1166A0 | BB6-AR6 L FITTING | 4 | PZ | VL1174C0 | D1.2 MM CALIBRATED NOZZLE | 1 | PZ | VL1186A0 | 3 WAYS PLUS WASHING DISTRIBUTOR | 1 | PZ | VL1190A0 | PLUS WASHING SYSTEM INLET DISTRIBUTOR | 1 | PZ | VM1605A0 | CLIP TWIST LOCK DIAM. 10,2-12,7 MM | 6 | PZ | VM2172A0 | PUMP-WITH-CI RCUIT LOCKING PIN | 9 | PZ | | | | | | | | | | | | | | | | | | | | | | | | | | | | |
| Code | Description | Qty | UOM | | | | | | | | | | | | | | | | | | | | | | | | | | | | | | | | | | | | | | | | | | | | | | | | | | | | | | | | | | |
| VL1166A0 | BB6-AR6 L FITTING | 4 | PZ | | | | | | | | | | | | | | | | | | | | | | | | | | | | | | | | | | | | | | | | | | | | | | | | | | | | | | | | | | |
| VL1174C0 | D1.2 MM CALIBRATED NOZZLE | 1 | PZ | | | | | | | | | | | | | | | | | | | | | | | | | | | | | | | | | | | | | | | | | | | | | | | | | | | | | | | | | | |
| VL1186A0 | 3 WAYS PLUS WASHING DISTRIBUTOR | 1 | PZ | | | | | | | | | | | | | | | | | | | | | | | | | | | | | | | | | | | | | | | | | | | | | | | | | | | | | | | | | | |
| VL1190A0 | PLUS WASHING SYSTEM INLET DISTRIBUTOR | 1 | PZ | | | | | | | | | | | | | | | | | | | | | | | | | | | | | | | | | | | | | | | | | | | | | | | | | | | | | | | | | | |
| VM1605A0 | CLIP TWIST LOCK DIAM. 10,2-12,7 MM | 6 | PZ | | | | | | | | | | | | | | | | | | | | | | | | | | | | | | | | | | | | | | | | | | | | | | | | | | | | | | | | | | |
| VM2172A0 | PUMP-WITH-CI RCUIT LOCKING PIN | 9 | PZ | | | | | | | | | | | | | | | | | | | | | | | | | | | | | | | | | | | | | | | | | | | | | | | | | | | | | | | | | | |
| | | | KVL1207A | US PLUS 1 ROTOR ARM WASHING SYSTEM KIT | <table border="1"> <thead> <tr> <th>Code</th> <th>Description</th> <th>Qty</th> <th>UOM</th> </tr> </thead> <tbody> <tr> <td>0H2354A0</td> <td>XEVC-XEVL WASHING CIRCUIT PLAT</td> <td>1</td> <td>PZ</td> </tr> <tr> <td>0H2411A0</td> <td></td> <td>1</td> <td>PZ</td> </tr> <tr> <td>EL1450A0</td> <td>US SELF-CLEANIN G WATER SOLENOID</td> <td>3</td> <td>PZ</td> </tr> <tr> <td>GN1526A0</td> <td>INT. D.=6.9 TH=1.8 O-RIN</td> <td>7</td> <td>PZ</td> </tr> <tr> <td>RC1018A0</td> <td>ZINC PLATED D12 ELASTIC CLAMP</td> <td>3</td> <td>PZ</td> </tr> <tr> <td>RC1019A0</td> <td>D=10 ELASTIC CLAMP</td> <td>14</td> <td>PZ</td> </tr> <tr> <td>RC1130A0</td> <td>130X2,6 CLAM</td> <td>1</td> <td>PZ</td> </tr> <tr> <td>RC1131A0</td> <td>200X2.6 BLACK CLAMP</td> <td>2</td> <td>PZ</td> </tr> <tr> <td>RC1242A0</td> <td>D=10 CLOSED CAP</td> <td>2</td> <td>PZ</td> </tr> <tr> <td>RC1356A0</td> <td>"STRAIGHT THREADED FEMALE END 8X1/4" BS</td> <td>1</td> <td>PZ</td> </tr> <tr> <td>TB2820A0</td> <td>6X10 EPDM PIPE FOR WASHING SYSTEM</td> <td>1.460</td> <td>M</td> </tr> <tr> <td>TB3132A0</td> <td>WHITE-BLUE EPDM TEXTILE BRAID HOSE 6X12</td> <td>0.770</td> <td>M</td> </tr> <tr> <td>VI1220A1</td> <td>4,2X12 TCB SELF-TAPPIN G SCREW</td> <td>3</td> <td>PZ</td> </tr> </tbody> </table> | Code | Description | Qty | UOM | 0H2354A0 | XEVC-XEVL WASHING CIRCUIT PLAT | 1 | PZ | 0H2411A0 | | 1 | PZ | EL1450A0 | US SELF-CLEANIN G WATER SOLENOID | 3 | PZ | GN1526A0 | INT. D.=6.9 TH=1.8 O-RIN | 7 | PZ | RC1018A0 | ZINC PLATED D12 ELASTIC CLAMP | 3 | PZ | RC1019A0 | D=10 ELASTIC CLAMP | 14 | PZ | RC1130A0 | 130X2,6 CLAM | 1 | PZ | RC1131A0 | 200X2.6 BLACK CLAMP | 2 | PZ | RC1242A0 | D=10 CLOSED CAP | 2 | PZ | RC1356A0 | "STRAIGHT THREADED FEMALE END 8X1/4" BS | 1 | PZ | TB2820A0 | 6X10 EPDM PIPE FOR WASHING SYSTEM | 1.460 | M | TB3132A0 | WHITE-BLUE EPDM TEXTILE BRAID HOSE 6X12 | 0.770 | M | VI1220A1 | 4,2X12 TCB SELF-TAPPIN G SCREW | 3 | PZ |
| Code | Description | Qty | UOM | | | | | | | | | | | | | | | | | | | | | | | | | | | | | | | | | | | | | | | | | | | | | | | | | | | | | | | | | | |
| 0H2354A0 | XEVC-XEVL WASHING CIRCUIT PLAT | 1 | PZ | | | | | | | | | | | | | | | | | | | | | | | | | | | | | | | | | | | | | | | | | | | | | | | | | | | | | | | | | | |
| 0H2411A0 | | 1 | PZ | | | | | | | | | | | | | | | | | | | | | | | | | | | | | | | | | | | | | | | | | | | | | | | | | | | | | | | | | | |
| EL1450A0 | US SELF-CLEANIN G WATER SOLENOID | 3 | PZ | | | | | | | | | | | | | | | | | | | | | | | | | | | | | | | | | | | | | | | | | | | | | | | | | | | | | | | | | | |
| GN1526A0 | INT. D.=6.9 TH=1.8 O-RIN | 7 | PZ | | | | | | | | | | | | | | | | | | | | | | | | | | | | | | | | | | | | | | | | | | | | | | | | | | | | | | | | | | |
| RC1018A0 | ZINC PLATED D12 ELASTIC CLAMP | 3 | PZ | | | | | | | | | | | | | | | | | | | | | | | | | | | | | | | | | | | | | | | | | | | | | | | | | | | | | | | | | | |
| RC1019A0 | D=10 ELASTIC CLAMP | 14 | PZ | | | | | | | | | | | | | | | | | | | | | | | | | | | | | | | | | | | | | | | | | | | | | | | | | | | | | | | | | | |
| RC1130A0 | 130X2,6 CLAM | 1 | PZ | | | | | | | | | | | | | | | | | | | | | | | | | | | | | | | | | | | | | | | | | | | | | | | | | | | | | | | | | | |
| RC1131A0 | 200X2.6 BLACK CLAMP | 2 | PZ | | | | | | | | | | | | | | | | | | | | | | | | | | | | | | | | | | | | | | | | | | | | | | | | | | | | | | | | | | |
| RC1242A0 | D=10 CLOSED CAP | 2 | PZ | | | | | | | | | | | | | | | | | | | | | | | | | | | | | | | | | | | | | | | | | | | | | | | | | | | | | | | | | | |
| RC1356A0 | "STRAIGHT THREADED FEMALE END 8X1/4" BS | 1 | PZ | | | | | | | | | | | | | | | | | | | | | | | | | | | | | | | | | | | | | | | | | | | | | | | | | | | | | | | | | | |
| TB2820A0 | 6X10 EPDM PIPE FOR WASHING SYSTEM | 1.460 | M | | | | | | | | | | | | | | | | | | | | | | | | | | | | | | | | | | | | | | | | | | | | | | | | | | | | | | | | | | |
| TB3132A0 | WHITE-BLUE EPDM TEXTILE BRAID HOSE 6X12 | 0.770 | M | | | | | | | | | | | | | | | | | | | | | | | | | | | | | | | | | | | | | | | | | | | | | | | | | | | | | | | | | | |
| VI1220A1 | 4,2X12 TCB SELF-TAPPIN G SCREW | 3 | PZ | | | | | | | | | | | | | | | | | | | | | | | | | | | | | | | | | | | | | | | | | | | | | | | | | | | | | | | | | | |


| COMPONENT | | | SPARE PART | | | | | | | | | | | | | | | | | | | | | | | | | | | | | | | | | | | | | | | | | | | | | | | | | | | | | | | | | | | | | | | | | | | | | | | | | | | | | | | | | | | | | | | | | |
|-----------|---|--|-------------------------------|--|---|-------------|-------------|-----|----------|----------|----------------|----|----------|---------------------------|-----------------------------------|----|----------|--------------------------|-------------------------------|----|----------|-------------------------------|---|----|----------|--------------------|-----------------------|----|----------|---------------------|--------------------------|----|----------|-----------------|-------------------|----|----|----------|---------------------------|---|----|----------|---------------------------------|---|----|----------|---------------------------------------|---|----|----------|------------------------------------|---|----|----------|--------------------------------|---|----|----------|--------------------------------------|--|------|-------------|-----|-----|----------|--|---|----|----------|---------------------------|---|----|----------|--------------------------|---|----|----------|-------------------------------|---|----|----------|--------------------|----|----|----------|---------------------|---|----|----------|-----------------|---|----|
| Code | Description | Image | Code | Description | Components list | | | | | | | | | | | | | | | | | | | | | | | | | | | | | | | | | | | | | | | | | | | | | | | | | | | | | | | | | | | | | | | | | | | | | | | | | | | | | | | | | | | | | | | |
| VL1166A | BB6-AR6 L FITTING |  | KVL1207A | US PLUS 1 ROTOR ARM WASHING SYSTEM KIT | <table border="1"> <thead> <tr> <th>Code</th> <th>Description</th> <th>Qty</th> <th>UOM</th> </tr> </thead> <tbody> <tr> <td>VL1019A0</td> <td>VIBRATION PUMP</td> <td>1</td> <td>PZ</td> </tr> <tr> <td>VL1047A1</td> <td>D6 PIPE HOLDER - D8 J.G. TERMINAL</td> <td>1</td> <td>PZ</td> </tr> <tr> <td>VL1065A1</td> <td>1/4 MALE N.O. PRESSURE SWITCH</td> <td>1</td> <td>PZ</td> </tr> <tr> <td>VL1102A1</td> <td>DETERGENT LINE FILTER + BARBED VNR 6 MM</td> <td>1</td> <td>PZ</td> </tr> <tr> <td>VL1128A1</td> <td>D6 BARBED CHECK VALVE</td> <td>2</td> <td>PZ</td> </tr> <tr> <td>VL1165A0</td> <td>BB6-AR6 STRAIGHT FITTING</td> <td>1</td> <td>PZ</td> </tr> <tr> <td>VL1166A0</td> <td>BB6-AR6 L FITTING</td> <td>3</td> <td>PZ</td> </tr> <tr> <td>VL1174C0</td> <td>D1.2 MM CALIBRATED NOZZLE</td> <td>1</td> <td>PZ</td> </tr> <tr> <td>VL1185A0</td> <td>2 WAYS PLUS WASHING DISTRIBUTOR</td> <td>1</td> <td>PZ</td> </tr> <tr> <td>VL1190A0</td> <td>PLUS WASHING SYSTEM INLET DISTRIBUTOR</td> <td>1</td> <td>PZ</td> </tr> <tr> <td>VM1605A0</td> <td>CLIP TWIST LOCK DIAM. 10.2-12.7 MM</td> <td>6</td> <td>PZ</td> </tr> <tr> <td>VM2172A0</td> <td>PUMP-WITH-CI RCUIT LOCKING PIN</td> <td>6</td> <td>PZ</td> </tr> </tbody> </table> | Code | Description | Qty | UOM | VL1019A0 | VIBRATION PUMP | 1 | PZ | VL1047A1 | D6 PIPE HOLDER - D8 J.G. TERMINAL | 1 | PZ | VL1065A1 | 1/4 MALE N.O. PRESSURE SWITCH | 1 | PZ | VL1102A1 | DETERGENT LINE FILTER + BARBED VNR 6 MM | 1 | PZ | VL1128A1 | D6 BARBED CHECK VALVE | 2 | PZ | VL1165A0 | BB6-AR6 STRAIGHT FITTING | 1 | PZ | VL1166A0 | BB6-AR6 L FITTING | 3 | PZ | VL1174C0 | D1.2 MM CALIBRATED NOZZLE | 1 | PZ | VL1185A0 | 2 WAYS PLUS WASHING DISTRIBUTOR | 1 | PZ | VL1190A0 | PLUS WASHING SYSTEM INLET DISTRIBUTOR | 1 | PZ | VM1605A0 | CLIP TWIST LOCK DIAM. 10.2-12.7 MM | 6 | PZ | VM2172A0 | PUMP-WITH-CI RCUIT LOCKING PIN | 6 | PZ | KVL1198A | MM EU HOOD CLEANING SYSTEM KIT | <table border="1"> <thead> <tr> <th>Code</th> <th>Description</th> <th>Qty</th> <th>UOM</th> </tr> </thead> <tbody> <tr> <td>0H2213A1</td> <td></td> <td>1</td> <td>PZ</td> </tr> <tr> <td>EL1440A0</td> <td>WATER SELF CLEANING VALVE</td> <td>2</td> <td>PZ</td> </tr> <tr> <td>GN1526A0</td> <td>INT. D.=6.9 TH=1.8 O-RIN</td> <td>5</td> <td>PZ</td> </tr> <tr> <td>RC1018A0</td> <td>ZINC PLATED D12 ELASTIC CLAMP</td> <td>6</td> <td>PZ</td> </tr> <tr> <td>RC1019A0</td> <td>D=10 ELASTIC CLAMP</td> <td>16</td> <td>PZ</td> </tr> <tr> <td>RC1131A0</td> <td>200X2.6 BLACK CLAMP</td> <td>1</td> <td>PZ</td> </tr> <tr> <td>RC1242A0</td> <td>D=10 CLOSED CAP</td> <td>2</td> <td>PZ</td> </tr> </tbody> </table> | Code | Description | Qty | UOM | 0H2213A1 | | 1 | PZ | EL1440A0 | WATER SELF CLEANING VALVE | 2 | PZ | GN1526A0 | INT. D.=6.9 TH=1.8 O-RIN | 5 | PZ | RC1018A0 | ZINC PLATED D12 ELASTIC CLAMP | 6 | PZ | RC1019A0 | D=10 ELASTIC CLAMP | 16 | PZ | RC1131A0 | 200X2.6 BLACK CLAMP | 1 | PZ | RC1242A0 | D=10 CLOSED CAP | 2 | PZ |
| | | | | | Code | Description | Qty | UOM | | | | | | | | | | | | | | | | | | | | | | | | | | | | | | | | | | | | | | | | | | | | | | | | | | | | | | | | | | | | | | | | | | | | | | | | | | | | | | | | | | | | |
| VL1019A0 | VIBRATION PUMP | 1 | | | PZ | | | | | | | | | | | | | | | | | | | | | | | | | | | | | | | | | | | | | | | | | | | | | | | | | | | | | | | | | | | | | | | | | | | | | | | | | | | | | | | | | | | | | | | |
| VL1047A1 | D6 PIPE HOLDER - D8 J.G. TERMINAL | 1 | | | PZ | | | | | | | | | | | | | | | | | | | | | | | | | | | | | | | | | | | | | | | | | | | | | | | | | | | | | | | | | | | | | | | | | | | | | | | | | | | | | | | | | | | | | | | |
| VL1065A1 | 1/4 MALE N.O. PRESSURE SWITCH | 1 | | | PZ | | | | | | | | | | | | | | | | | | | | | | | | | | | | | | | | | | | | | | | | | | | | | | | | | | | | | | | | | | | | | | | | | | | | | | | | | | | | | | | | | | | | | | | |
| VL1102A1 | DETERGENT LINE FILTER + BARBED VNR 6 MM | 1 | | | PZ | | | | | | | | | | | | | | | | | | | | | | | | | | | | | | | | | | | | | | | | | | | | | | | | | | | | | | | | | | | | | | | | | | | | | | | | | | | | | | | | | | | | | | | |
| VL1128A1 | D6 BARBED CHECK VALVE | 2 | | | PZ | | | | | | | | | | | | | | | | | | | | | | | | | | | | | | | | | | | | | | | | | | | | | | | | | | | | | | | | | | | | | | | | | | | | | | | | | | | | | | | | | | | | | | | |
| VL1165A0 | BB6-AR6 STRAIGHT FITTING | 1 | | | PZ | | | | | | | | | | | | | | | | | | | | | | | | | | | | | | | | | | | | | | | | | | | | | | | | | | | | | | | | | | | | | | | | | | | | | | | | | | | | | | | | | | | | | | | |
| VL1166A0 | BB6-AR6 L FITTING | 3 | | | PZ | | | | | | | | | | | | | | | | | | | | | | | | | | | | | | | | | | | | | | | | | | | | | | | | | | | | | | | | | | | | | | | | | | | | | | | | | | | | | | | | | | | | | | | |
| VL1174C0 | D1.2 MM CALIBRATED NOZZLE | 1 | | | PZ | | | | | | | | | | | | | | | | | | | | | | | | | | | | | | | | | | | | | | | | | | | | | | | | | | | | | | | | | | | | | | | | | | | | | | | | | | | | | | | | | | | | | | | |
| VL1185A0 | 2 WAYS PLUS WASHING DISTRIBUTOR | 1 | | | PZ | | | | | | | | | | | | | | | | | | | | | | | | | | | | | | | | | | | | | | | | | | | | | | | | | | | | | | | | | | | | | | | | | | | | | | | | | | | | | | | | | | | | | | | |
| VL1190A0 | PLUS WASHING SYSTEM INLET DISTRIBUTOR | 1 | | | PZ | | | | | | | | | | | | | | | | | | | | | | | | | | | | | | | | | | | | | | | | | | | | | | | | | | | | | | | | | | | | | | | | | | | | | | | | | | | | | | | | | | | | | | | |
| VM1605A0 | CLIP TWIST LOCK DIAM. 10.2-12.7 MM | 6 | | | PZ | | | | | | | | | | | | | | | | | | | | | | | | | | | | | | | | | | | | | | | | | | | | | | | | | | | | | | | | | | | | | | | | | | | | | | | | | | | | | | | | | | | | | | | |
| VM2172A0 | PUMP-WITH-CI RCUIT LOCKING PIN | 6 | | | PZ | | | | | | | | | | | | | | | | | | | | | | | | | | | | | | | | | | | | | | | | | | | | | | | | | | | | | | | | | | | | | | | | | | | | | | | | | | | | | | | | | | | | | | | |
| KVL1198A | MM EU HOOD CLEANING SYSTEM KIT | <table border="1"> <thead> <tr> <th>Code</th> <th>Description</th> <th>Qty</th> <th>UOM</th> </tr> </thead> <tbody> <tr> <td>0H2213A1</td> <td></td> <td>1</td> <td>PZ</td> </tr> <tr> <td>EL1440A0</td> <td>WATER SELF CLEANING VALVE</td> <td>2</td> <td>PZ</td> </tr> <tr> <td>GN1526A0</td> <td>INT. D.=6.9 TH=1.8 O-RIN</td> <td>5</td> <td>PZ</td> </tr> <tr> <td>RC1018A0</td> <td>ZINC PLATED D12 ELASTIC CLAMP</td> <td>6</td> <td>PZ</td> </tr> <tr> <td>RC1019A0</td> <td>D=10 ELASTIC CLAMP</td> <td>16</td> <td>PZ</td> </tr> <tr> <td>RC1131A0</td> <td>200X2.6 BLACK CLAMP</td> <td>1</td> <td>PZ</td> </tr> <tr> <td>RC1242A0</td> <td>D=10 CLOSED CAP</td> <td>2</td> <td>PZ</td> </tr> </tbody> </table> | | | Code | Description | Qty | UOM | 0H2213A1 | | 1 | PZ | EL1440A0 | WATER SELF CLEANING VALVE | 2 | PZ | GN1526A0 | INT. D.=6.9 TH=1.8 O-RIN | 5 | PZ | RC1018A0 | ZINC PLATED D12 ELASTIC CLAMP | 6 | PZ | RC1019A0 | D=10 ELASTIC CLAMP | 16 | PZ | RC1131A0 | 200X2.6 BLACK CLAMP | 1 | PZ | RC1242A0 | D=10 CLOSED CAP | 2 | PZ | | | | | | | | | | | | | | | | | | | | | | | | | | | | | | | | | | | | | | | | | | | | | | | | | | | | | | | | |
| | | Code | Description | Qty | UOM | | | | | | | | | | | | | | | | | | | | | | | | | | | | | | | | | | | | | | | | | | | | | | | | | | | | | | | | | | | | | | | | | | | | | | | | | | | | | | | | | | | | | | | |
| | | 0H2213A1 | | 1 | PZ | | | | | | | | | | | | | | | | | | | | | | | | | | | | | | | | | | | | | | | | | | | | | | | | | | | | | | | | | | | | | | | | | | | | | | | | | | | | | | | | | | | | | | | |
| | | EL1440A0 | WATER SELF CLEANING VALVE | 2 | PZ | | | | | | | | | | | | | | | | | | | | | | | | | | | | | | | | | | | | | | | | | | | | | | | | | | | | | | | | | | | | | | | | | | | | | | | | | | | | | | | | | | | | | | | |
| | | GN1526A0 | INT. D.=6.9 TH=1.8 O-RIN | 5 | PZ | | | | | | | | | | | | | | | | | | | | | | | | | | | | | | | | | | | | | | | | | | | | | | | | | | | | | | | | | | | | | | | | | | | | | | | | | | | | | | | | | | | | | | | |
| | | RC1018A0 | ZINC PLATED D12 ELASTIC CLAMP | 6 | PZ | | | | | | | | | | | | | | | | | | | | | | | | | | | | | | | | | | | | | | | | | | | | | | | | | | | | | | | | | | | | | | | | | | | | | | | | | | | | | | | | | | | | | | | |
| | | RC1019A0 | D=10 ELASTIC CLAMP | 16 | PZ | | | | | | | | | | | | | | | | | | | | | | | | | | | | | | | | | | | | | | | | | | | | | | | | | | | | | | | | | | | | | | | | | | | | | | | | | | | | | | | | | | | | | | | |
| | | RC1131A0 | 200X2.6 BLACK CLAMP | 1 | PZ | | | | | | | | | | | | | | | | | | | | | | | | | | | | | | | | | | | | | | | | | | | | | | | | | | | | | | | | | | | | | | | | | | | | | | | | | | | | | | | | | | | | | | | |
| RC1242A0 | D=10 CLOSED CAP | 2 | PZ | | | | | | | | | | | | | | | | | | | | | | | | | | | | | | | | | | | | | | | | | | | | | | | | | | | | | | | | | | | | | | | | | | | | | | | | | | | | | | | | | | | | | | | | | |


| COMPONENT | | | SPARE PART | | | | | | | | | | | | | | | | | | | | | | | | | | | | | | | | | | | | | | | | | | | | | | | | | | | | | | | | | | | | | | | | | | |
|-----------|--|---|------------|--|---|------|-------------|-----|-----|----------|--|-------|----|----------|--|-------|----|----------|--------------------------------------|---|----|----------|-------------------|---|----|----------|---|---|----|----------|--|---|----|----------|--|---|----|----------|-----------------------------------|---|----|----------|--------------------------|---|----|----------|--------------------------------|---|----|----------|----------------------|---|----|----------|---------------------------------|---|----|----------|--|---|----|----------|--|---|----|----------|--------------------------------------|---|----|
| Code | Description | Image | Code | Description | Components list | | | | | | | | | | | | | | | | | | | | | | | | | | | | | | | | | | | | | | | | | | | | | | | | | | | | | | | | | | | | | | | | |
| VL1166A | BB6-AR6 L FITTING |  | KVL1198A | MM EU HOOD CLEANING SYSTEM KIT | <table border="1"> <thead> <tr> <th>Code</th> <th>Description</th> <th>Qty</th> <th>UOM</th> </tr> </thead> <tbody> <tr> <td>TB2820A0</td> <td>6X10 EPDM PIPE FOR WASHING SYSTEM</td> <td>2.240</td> <td>M</td> </tr> <tr> <td>TB3132A0</td> <td>WHITE-BLUE EPDM TEXTILE BRAID HOSE 6X12</td> <td>0.440</td> <td>M</td> </tr> <tr> <td>VI1220A1</td> <td>4,2X12 TCB SELF-TAPPIN G SCREW</td> <td>3</td> <td>PZ</td> </tr> <tr> <td>VL1019A0</td> <td>VIBRATION PUMP</td> <td>1</td> <td>PZ</td> </tr> <tr> <td>VL1047A1</td> <td>D6 PIPE HOLDER - D8 J.G. TERMINAL</td> <td>2</td> <td>PZ</td> </tr> <tr> <td>VL1054B0</td> <td>ONE WASHING SYS INLET DISTRIBUTOR</td> <td>1</td> <td>PZ</td> </tr> <tr> <td>VL1102A1</td> <td>DETERGENT LINE FILTER + BARBED VNR 6 MM</td> <td>1</td> <td>PZ</td> </tr> <tr> <td>VL1127A1</td> <td>6MM BARBED T-SHAPED FITTING</td> <td>1</td> <td>PZ</td> </tr> <tr> <td>VL1128A1</td> <td>D6 BARBED CHECK VALVE</td> <td>2</td> <td>PZ</td> </tr> <tr> <td>VL1165A0</td> <td>BB6-AR6 STRAIGHT FITTING</td> <td>2</td> <td>PZ</td> </tr> <tr> <td>VL1166A0</td> <td>BB6-AR6 L FITTING</td> <td>2</td> <td>PZ</td> </tr> <tr> <td>VL1174C0</td> <td>D1.2 MM CALIBRATED NOZZLE</td> <td>1</td> <td>PZ</td> </tr> <tr> <td>VL1191A0</td> <td>ONE WASHING DISTRIBUTOR OUTLETS KIT</td> <td>1</td> <td>PZ</td> </tr> <tr> <td>VM1605A0</td> <td>CLIP TWIST LOCK DIAM. 10,2-12,7 MM</td> <td>4</td> <td>PZ</td> </tr> <tr> <td>VM2172A0</td> <td>PUMP-WITH-CI RCUIT LOCKING PIN</td> <td>5</td> <td>PZ</td> </tr> </tbody> </table> | Code | Description | Qty | UOM | TB2820A0 | 6X10 EPDM PIPE FOR WASHING SYSTEM | 2.240 | M | TB3132A0 | WHITE-BLUE EPDM TEXTILE BRAID HOSE 6X12 | 0.440 | M | VI1220A1 | 4,2X12 TCB SELF-TAPPIN G SCREW | 3 | PZ | VL1019A0 | VIBRATION PUMP | 1 | PZ | VL1047A1 | D6 PIPE HOLDER - D8 J.G. TERMINAL | 2 | PZ | VL1054B0 | ONE WASHING SYS INLET DISTRIBUTOR | 1 | PZ | VL1102A1 | DETERGENT LINE FILTER + BARBED VNR 6 MM | 1 | PZ | VL1127A1 | 6MM BARBED T-SHAPED FITTING | 1 | PZ | VL1128A1 | D6 BARBED CHECK VALVE | 2 | PZ | VL1165A0 | BB6-AR6 STRAIGHT FITTING | 2 | PZ | VL1166A0 | BB6-AR6 L FITTING | 2 | PZ | VL1174C0 | D1.2 MM CALIBRATED NOZZLE | 1 | PZ | VL1191A0 | ONE WASHING DISTRIBUTOR OUTLETS KIT | 1 | PZ | VM1605A0 | CLIP TWIST LOCK DIAM. 10,2-12,7 MM | 4 | PZ | VM2172A0 | PUMP-WITH-CI RCUIT LOCKING PIN | 5 | PZ |
| Code | Description | Qty | UOM | | | | | | | | | | | | | | | | | | | | | | | | | | | | | | | | | | | | | | | | | | | | | | | | | | | | | | | | | | | | | | | | | | |
| TB2820A0 | 6X10 EPDM PIPE FOR WASHING SYSTEM | 2.240 | M | | | | | | | | | | | | | | | | | | | | | | | | | | | | | | | | | | | | | | | | | | | | | | | | | | | | | | | | | | | | | | | | | | |
| TB3132A0 | WHITE-BLUE EPDM TEXTILE BRAID HOSE 6X12 | 0.440 | M | | | | | | | | | | | | | | | | | | | | | | | | | | | | | | | | | | | | | | | | | | | | | | | | | | | | | | | | | | | | | | | | | | |
| VI1220A1 | 4,2X12 TCB SELF-TAPPIN G SCREW | 3 | PZ | | | | | | | | | | | | | | | | | | | | | | | | | | | | | | | | | | | | | | | | | | | | | | | | | | | | | | | | | | | | | | | | | | |
| VL1019A0 | VIBRATION PUMP | 1 | PZ | | | | | | | | | | | | | | | | | | | | | | | | | | | | | | | | | | | | | | | | | | | | | | | | | | | | | | | | | | | | | | | | | | |
| VL1047A1 | D6 PIPE HOLDER - D8 J.G. TERMINAL | 2 | PZ | | | | | | | | | | | | | | | | | | | | | | | | | | | | | | | | | | | | | | | | | | | | | | | | | | | | | | | | | | | | | | | | | | |
| VL1054B0 | ONE WASHING SYS INLET DISTRIBUTOR | 1 | PZ | | | | | | | | | | | | | | | | | | | | | | | | | | | | | | | | | | | | | | | | | | | | | | | | | | | | | | | | | | | | | | | | | | |
| VL1102A1 | DETERGENT LINE FILTER + BARBED VNR 6 MM | 1 | PZ | | | | | | | | | | | | | | | | | | | | | | | | | | | | | | | | | | | | | | | | | | | | | | | | | | | | | | | | | | | | | | | | | | |
| VL1127A1 | 6MM BARBED T-SHAPED FITTING | 1 | PZ | | | | | | | | | | | | | | | | | | | | | | | | | | | | | | | | | | | | | | | | | | | | | | | | | | | | | | | | | | | | | | | | | | |
| VL1128A1 | D6 BARBED CHECK VALVE | 2 | PZ | | | | | | | | | | | | | | | | | | | | | | | | | | | | | | | | | | | | | | | | | | | | | | | | | | | | | | | | | | | | | | | | | | |
| VL1165A0 | BB6-AR6 STRAIGHT FITTING | 2 | PZ | | | | | | | | | | | | | | | | | | | | | | | | | | | | | | | | | | | | | | | | | | | | | | | | | | | | | | | | | | | | | | | | | | |
| VL1166A0 | BB6-AR6 L FITTING | 2 | PZ | | | | | | | | | | | | | | | | | | | | | | | | | | | | | | | | | | | | | | | | | | | | | | | | | | | | | | | | | | | | | | | | | | |
| VL1174C0 | D1.2 MM CALIBRATED NOZZLE | 1 | PZ | | | | | | | | | | | | | | | | | | | | | | | | | | | | | | | | | | | | | | | | | | | | | | | | | | | | | | | | | | | | | | | | | | |
| VL1191A0 | ONE WASHING DISTRIBUTOR OUTLETS KIT | 1 | PZ | | | | | | | | | | | | | | | | | | | | | | | | | | | | | | | | | | | | | | | | | | | | | | | | | | | | | | | | | | | | | | | | | | |
| VM1605A0 | CLIP TWIST LOCK DIAM. 10,2-12,7 MM | 4 | PZ | | | | | | | | | | | | | | | | | | | | | | | | | | | | | | | | | | | | | | | | | | | | | | | | | | | | | | | | | | | | | | | | | | |
| VM2172A0 | PUMP-WITH-CI RCUIT LOCKING PIN | 5 | PZ | | | | | | | | | | | | | | | | | | | | | | | | | | | | | | | | | | | | | | | | | | | | | | | | | | | | | | | | | | | | | | | | | | |
| | | | KVL1187A | 3 ROTOR ARMS PLUS EU CLEANING SYSTEM KIT | <table border="1"> <thead> <tr> <th>Code</th> <th>Description</th> <th>Qty</th> <th>UOM</th> </tr> </thead> <tbody> <tr> <td>0H2143A0</td> <td>LAMIERA BLOCCA VNR VL1128</td> <td>3</td> <td>PZ</td> </tr> <tr> <td>0H2168A0</td> <td></td> <td>1</td> <td>PZ</td> </tr> </tbody> </table> | Code | Description | Qty | UOM | 0H2143A0 | LAMIERA BLOCCA VNR VL1128 | 3 | PZ | 0H2168A0 | | 1 | PZ | | | | | | | | | | | | | | | | | | | | | | | | | | | | | | | | | | | | | | | | | | | | | | | | | | | | |
| Code | Description | Qty | UOM | | | | | | | | | | | | | | | | | | | | | | | | | | | | | | | | | | | | | | | | | | | | | | | | | | | | | | | | | | | | | | | | | | |
| 0H2143A0 | LAMIERA BLOCCA VNR VL1128 | 3 | PZ | | | | | | | | | | | | | | | | | | | | | | | | | | | | | | | | | | | | | | | | | | | | | | | | | | | | | | | | | | | | | | | | | | |
| 0H2168A0 | | 1 | PZ | | | | | | | | | | | | | | | | | | | | | | | | | | | | | | | | | | | | | | | | | | | | | | | | | | | | | | | | | | | | | | | | | | |


| COMPONENT | | | SPARE PART | | | | | | | | | | | | | | | | | | | | | | | | | | | | | | | | | | | | | | | | | | | | | | | | | | | | | | | | | | | | | | | | | | | | | | | | | | | | | | | | | | |
|-----------|---|---|------------|--|---|------|-------------|-----|-----|----------|--------------------------------------|---|----|----------|---|---|----|----------|--------------------------------------|---|----|----------|---------------------------------|---|----|----------|-----------------------------|---|----|----------|-------------------------------------|----|----|----------|-----------------------|----|----|----------|--------------|---|----|----------|------------------------|---|----|----------|--------------------|---|----|----------|--------------------------|---|----|----------|--|---|----|----------|--|-------|---|----------|--|-------|---|----------|--------------------------------------|---|----|----------|-------------------|---|----|----------|---|---|----|----------|---|---|----|----------|---|---|----|
| Code | Description | Image | Code | Description | Components list | | | | | | | | | | | | | | | | | | | | | | | | | | | | | | | | | | | | | | | | | | | | | | | | | | | | | | | | | | | | | | | | | | | | | | | | | | | | | | | | |
| VL1166A | BB6-AR6 L FITTING |  | KVL1187A | 3 ROTOR ARMS PLUS EU CLEANING SYSTEM KIT | <table border="1"> <thead> <tr> <th>Code</th> <th>Description</th> <th>Qty</th> <th>UOM</th> </tr> </thead> <tbody> <tr> <td>0H2354A0</td> <td>XEVC-XEVL WASHING CIRCUIT PLAT</td> <td>1</td> <td>PZ</td> </tr> <tr> <td>EL1120A0</td> <td>D8-D6 FEMALE STRAIGHT INTERM. CONNECTION</td> <td>1</td> <td>PZ</td> </tr> <tr> <td>EL1220A0</td> <td>JG STRAIGHT CONNECTION Ø8F-Ø8F</td> <td>2</td> <td>PZ</td> </tr> <tr> <td>EL1440A0</td> <td>WATER SELF CLEANING VALVE</td> <td>4</td> <td>PZ</td> </tr> <tr> <td>GN1526A0</td> <td>INT. D.=6.9 TH=1.8 O-RIN</td> <td>9</td> <td>PZ</td> </tr> <tr> <td>RC1018A0</td> <td>ZINC PLATED D12 ELASTIC CLAMP</td> <td>10</td> <td>PZ</td> </tr> <tr> <td>RC1019A0</td> <td>D=10 ELASTIC CLAMP</td> <td>22</td> <td>PZ</td> </tr> <tr> <td>RC1130A0</td> <td>130X2,6 CLAM</td> <td>4</td> <td>PZ</td> </tr> <tr> <td>RC1131A0</td> <td>200X2.6 BLACK CLAMP</td> <td>3</td> <td>PZ</td> </tr> <tr> <td>RC1242A0</td> <td>D=10 CLOSED CAP</td> <td>2</td> <td>PZ</td> </tr> <tr> <td>RC1310A0</td> <td>140X4 CLAMP WITH CLIP</td> <td>1</td> <td>PZ</td> </tr> <tr> <td>RC1356A0</td> <td>"STRAIGHT THREADED FEMALE END 8X1/4" BS</td> <td>1</td> <td>PZ</td> </tr> <tr> <td>TB2820A0</td> <td>6X10 EPDM PIPE FOR WASHING SYSTEM</td> <td>1.510</td> <td>M</td> </tr> <tr> <td>TB3132A0</td> <td>WHITE-BLUE EPDM TEXTILE BRAID HOSE 6X12</td> <td>1.210</td> <td>M</td> </tr> <tr> <td>VI1220A1</td> <td>4,2X12 TCB SELF-TAPPIN G SCREW</td> <td>3</td> <td>PZ</td> </tr> <tr> <td>VL1019A0</td> <td>VIBRATION PUMP</td> <td>1</td> <td>PZ</td> </tr> <tr> <td>VL1046A1</td> <td>D6 PIPE HOLDER - D6 J.G. TERMINAL</td> <td>3</td> <td>PZ</td> </tr> <tr> <td>VL1047A1</td> <td>D6 PIPE HOLDER - D8 J.G. TERMINAL</td> <td>1</td> <td>PZ</td> </tr> <tr> <td>VL1064A0</td> <td>WASHING SYSTEM OUTLETS DISTRIBUTOR</td> <td>1</td> <td>PZ</td> </tr> </tbody> </table> | Code | Description | Qty | UOM | 0H2354A0 | XEVC-XEVL WASHING CIRCUIT PLAT | 1 | PZ | EL1120A0 | D8-D6 FEMALE STRAIGHT INTERM. CONNECTION | 1 | PZ | EL1220A0 | JG STRAIGHT CONNECTION Ø8F-Ø8F | 2 | PZ | EL1440A0 | WATER SELF CLEANING VALVE | 4 | PZ | GN1526A0 | INT. D.=6.9 TH=1.8 O-RIN | 9 | PZ | RC1018A0 | ZINC PLATED D12 ELASTIC CLAMP | 10 | PZ | RC1019A0 | D=10 ELASTIC CLAMP | 22 | PZ | RC1130A0 | 130X2,6 CLAM | 4 | PZ | RC1131A0 | 200X2.6 BLACK CLAMP | 3 | PZ | RC1242A0 | D=10 CLOSED CAP | 2 | PZ | RC1310A0 | 140X4 CLAMP WITH CLIP | 1 | PZ | RC1356A0 | "STRAIGHT THREADED FEMALE END 8X1/4" BS | 1 | PZ | TB2820A0 | 6X10 EPDM PIPE FOR WASHING SYSTEM | 1.510 | M | TB3132A0 | WHITE-BLUE EPDM TEXTILE BRAID HOSE 6X12 | 1.210 | M | VI1220A1 | 4,2X12 TCB SELF-TAPPIN G SCREW | 3 | PZ | VL1019A0 | VIBRATION PUMP | 1 | PZ | VL1046A1 | D6 PIPE HOLDER - D6 J.G. TERMINAL | 3 | PZ | VL1047A1 | D6 PIPE HOLDER - D8 J.G. TERMINAL | 1 | PZ | VL1064A0 | WASHING SYSTEM OUTLETS DISTRIBUTOR | 1 | PZ |
| Code | Description | Qty | UOM | | | | | | | | | | | | | | | | | | | | | | | | | | | | | | | | | | | | | | | | | | | | | | | | | | | | | | | | | | | | | | | | | | | | | | | | | | | | | | | | | | |
| 0H2354A0 | XEVC-XEVL WASHING CIRCUIT PLAT | 1 | PZ | | | | | | | | | | | | | | | | | | | | | | | | | | | | | | | | | | | | | | | | | | | | | | | | | | | | | | | | | | | | | | | | | | | | | | | | | | | | | | | | | | |
| EL1120A0 | D8-D6 FEMALE STRAIGHT INTERM. CONNECTION | 1 | PZ | | | | | | | | | | | | | | | | | | | | | | | | | | | | | | | | | | | | | | | | | | | | | | | | | | | | | | | | | | | | | | | | | | | | | | | | | | | | | | | | | | |
| EL1220A0 | JG STRAIGHT CONNECTION Ø8F-Ø8F | 2 | PZ | | | | | | | | | | | | | | | | | | | | | | | | | | | | | | | | | | | | | | | | | | | | | | | | | | | | | | | | | | | | | | | | | | | | | | | | | | | | | | | | | | |
| EL1440A0 | WATER SELF CLEANING VALVE | 4 | PZ | | | | | | | | | | | | | | | | | | | | | | | | | | | | | | | | | | | | | | | | | | | | | | | | | | | | | | | | | | | | | | | | | | | | | | | | | | | | | | | | | | |
| GN1526A0 | INT. D.=6.9 TH=1.8 O-RIN | 9 | PZ | | | | | | | | | | | | | | | | | | | | | | | | | | | | | | | | | | | | | | | | | | | | | | | | | | | | | | | | | | | | | | | | | | | | | | | | | | | | | | | | | | |
| RC1018A0 | ZINC PLATED D12 ELASTIC CLAMP | 10 | PZ | | | | | | | | | | | | | | | | | | | | | | | | | | | | | | | | | | | | | | | | | | | | | | | | | | | | | | | | | | | | | | | | | | | | | | | | | | | | | | | | | | |
| RC1019A0 | D=10 ELASTIC CLAMP | 22 | PZ | | | | | | | | | | | | | | | | | | | | | | | | | | | | | | | | | | | | | | | | | | | | | | | | | | | | | | | | | | | | | | | | | | | | | | | | | | | | | | | | | | |
| RC1130A0 | 130X2,6 CLAM | 4 | PZ | | | | | | | | | | | | | | | | | | | | | | | | | | | | | | | | | | | | | | | | | | | | | | | | | | | | | | | | | | | | | | | | | | | | | | | | | | | | | | | | | | |
| RC1131A0 | 200X2.6 BLACK CLAMP | 3 | PZ | | | | | | | | | | | | | | | | | | | | | | | | | | | | | | | | | | | | | | | | | | | | | | | | | | | | | | | | | | | | | | | | | | | | | | | | | | | | | | | | | | |
| RC1242A0 | D=10 CLOSED CAP | 2 | PZ | | | | | | | | | | | | | | | | | | | | | | | | | | | | | | | | | | | | | | | | | | | | | | | | | | | | | | | | | | | | | | | | | | | | | | | | | | | | | | | | | | |
| RC1310A0 | 140X4 CLAMP WITH CLIP | 1 | PZ | | | | | | | | | | | | | | | | | | | | | | | | | | | | | | | | | | | | | | | | | | | | | | | | | | | | | | | | | | | | | | | | | | | | | | | | | | | | | | | | | | |
| RC1356A0 | "STRAIGHT THREADED FEMALE END 8X1/4" BS | 1 | PZ | | | | | | | | | | | | | | | | | | | | | | | | | | | | | | | | | | | | | | | | | | | | | | | | | | | | | | | | | | | | | | | | | | | | | | | | | | | | | | | | | | |
| TB2820A0 | 6X10 EPDM PIPE FOR WASHING SYSTEM | 1.510 | M | | | | | | | | | | | | | | | | | | | | | | | | | | | | | | | | | | | | | | | | | | | | | | | | | | | | | | | | | | | | | | | | | | | | | | | | | | | | | | | | | | |
| TB3132A0 | WHITE-BLUE EPDM TEXTILE BRAID HOSE 6X12 | 1.210 | M | | | | | | | | | | | | | | | | | | | | | | | | | | | | | | | | | | | | | | | | | | | | | | | | | | | | | | | | | | | | | | | | | | | | | | | | | | | | | | | | | | |
| VI1220A1 | 4,2X12 TCB SELF-TAPPIN G SCREW | 3 | PZ | | | | | | | | | | | | | | | | | | | | | | | | | | | | | | | | | | | | | | | | | | | | | | | | | | | | | | | | | | | | | | | | | | | | | | | | | | | | | | | | | | |
| VL1019A0 | VIBRATION PUMP | 1 | PZ | | | | | | | | | | | | | | | | | | | | | | | | | | | | | | | | | | | | | | | | | | | | | | | | | | | | | | | | | | | | | | | | | | | | | | | | | | | | | | | | | | |
| VL1046A1 | D6 PIPE HOLDER - D6 J.G. TERMINAL | 3 | PZ | | | | | | | | | | | | | | | | | | | | | | | | | | | | | | | | | | | | | | | | | | | | | | | | | | | | | | | | | | | | | | | | | | | | | | | | | | | | | | | | | | |
| VL1047A1 | D6 PIPE HOLDER - D8 J.G. TERMINAL | 1 | PZ | | | | | | | | | | | | | | | | | | | | | | | | | | | | | | | | | | | | | | | | | | | | | | | | | | | | | | | | | | | | | | | | | | | | | | | | | | | | | | | | | | |
| VL1064A0 | WASHING SYSTEM OUTLETS DISTRIBUTOR | 1 | PZ | | | | | | | | | | | | | | | | | | | | | | | | | | | | | | | | | | | | | | | | | | | | | | | | | | | | | | | | | | | | | | | | | | | | | | | | | | | | | | | | | | |


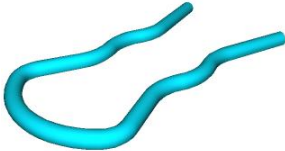

| COMPONENT | | | SPARE PART | | | | | | | | | | | | | | | | | | | | | | | | | | | | | | | | | | | | | | | | | | | | | | | | | | | | | | | | | | | | | | | | | | | | | | | | | | | | | | |
|-----------|--|---|------------|--|---|------|-------------|-----|-----|----------|-------------------------------------|---|----|----------|--|---|----|----------|--|---|----|----------|--|---|----|----------|-----------------------------------|---|----|----------|--------------------------|---|----|----------|--------------------------|---|----|----------|--------------------------------|---|----|----------|----------------------|---|----|----------|--|---|----|----------|--|---|----|----------|--|---|----|----------|---------------------------------|---|----|----------|---------------------------------------|---|----|----------|---------------------------------------|---|----|----------|---|---|----|----------|--|---|----|----------|--------------------------------------|---|----|
| Code | Description | Image | Code | Description | Components list | | | | | | | | | | | | | | | | | | | | | | | | | | | | | | | | | | | | | | | | | | | | | | | | | | | | | | | | | | | | | | | | | | | | | | | | | | | | |
| VL1166A | BB6-AR6 L FITTING |  | KVL1187A | 3 ROTOR ARMS PLUS EU CLEANING SYSTEM KIT | <table border="1"> <thead> <tr> <th>Code</th> <th>Description</th> <th>Qty</th> <th>UOM</th> </tr> </thead> <tbody> <tr> <td>VL1065A1</td> <td>1/4 MALE N.O. PRESSURE SWITCH</td> <td>1</td> <td>PZ</td> </tr> <tr> <td>VL1067A0</td> <td>WASHING SYSTEM INLETS DISTRIBUTOR</td> <td>1</td> <td>PZ</td> </tr> <tr> <td>VL1092A0</td> <td>WASHING SYSTEM OUTLET DOUBLE DISTRIBUTOR</td> <td>1</td> <td>PZ</td> </tr> <tr> <td>VL1102A1</td> <td>DETERGENT LINE FILTER + BARBED VNR 6 MM</td> <td>1</td> <td>PZ</td> </tr> <tr> <td>VL1127A1</td> <td>6MM BARBED T-SHAPED FITTING</td> <td>2</td> <td>PZ</td> </tr> <tr> <td>VL1128A0</td> <td>D6 BARBED CHECK VALVE</td> <td>3</td> <td>PZ</td> </tr> <tr> <td>VL1128A1</td> <td>D6 BARBED CHECK VALVE</td> <td>3</td> <td>PZ</td> </tr> <tr> <td>VL1165A0</td> <td>BB6-AR6 STRAIGHT FITTING</td> <td>4</td> <td>PZ</td> </tr> <tr> <td>VL1166A0</td> <td>BB6-AR6 L FITTING</td> <td>4</td> <td>PZ</td> </tr> <tr> <td>VL1167A0</td> <td></td> <td>1</td> <td>PZ</td> </tr> <tr> <td>VL1167A1</td> <td></td> <td>1</td> <td>PZ</td> </tr> <tr> <td>VL1167A2</td> <td>GN21 3 ROTOR ARMS B-B FLOW RESTRICTOR</td> <td>1</td> <td>PZ</td> </tr> <tr> <td>VL1174C0</td> <td>D1.2 MM CALIBRATED NOZZLE</td> <td>1</td> <td>PZ</td> </tr> <tr> <td>VL1185A0</td> <td>2 WAYS PLUS WASHING DISTRIBUTOR</td> <td>1</td> <td>PZ</td> </tr> <tr> <td>VL1186A0</td> <td>3 WAYS PLUS WASHING DISTRIBUTOR</td> <td>1</td> <td>PZ</td> </tr> <tr> <td>VL1190A0</td> <td>PLUS WASHING SYSTEM INLET DISTRIBUTOR</td> <td>1</td> <td>PZ</td> </tr> <tr> <td>VM1605A0</td> <td>CLIP TWIST LOCK DIAM. 10,2-12,7 MM</td> <td>3</td> <td>PZ</td> </tr> <tr> <td>VM2172A0</td> <td>PUMP-WITH-CI RCUIT LOCKING PIN</td> <td>9</td> <td>PZ</td> </tr> </tbody> </table> | Code | Description | Qty | UOM | VL1065A1 | 1/4 MALE N.O. PRESSURE SWITCH | 1 | PZ | VL1067A0 | WASHING SYSTEM INLETS DISTRIBUTOR | 1 | PZ | VL1092A0 | WASHING SYSTEM OUTLET DOUBLE DISTRIBUTOR | 1 | PZ | VL1102A1 | DETERGENT LINE FILTER + BARBED VNR 6 MM | 1 | PZ | VL1127A1 | 6MM BARBED T-SHAPED FITTING | 2 | PZ | VL1128A0 | D6 BARBED CHECK VALVE | 3 | PZ | VL1128A1 | D6 BARBED CHECK VALVE | 3 | PZ | VL1165A0 | BB6-AR6 STRAIGHT FITTING | 4 | PZ | VL1166A0 | BB6-AR6 L FITTING | 4 | PZ | VL1167A0 | | 1 | PZ | VL1167A1 | | 1 | PZ | VL1167A2 | GN21 3 ROTOR ARMS B-B FLOW RESTRICTOR | 1 | PZ | VL1174C0 | D1.2 MM CALIBRATED NOZZLE | 1 | PZ | VL1185A0 | 2 WAYS PLUS WASHING DISTRIBUTOR | 1 | PZ | VL1186A0 | 3 WAYS PLUS WASHING DISTRIBUTOR | 1 | PZ | VL1190A0 | PLUS WASHING SYSTEM INLET DISTRIBUTOR | 1 | PZ | VM1605A0 | CLIP TWIST LOCK DIAM. 10,2-12,7 MM | 3 | PZ | VM2172A0 | PUMP-WITH-CI RCUIT LOCKING PIN | 9 | PZ |
| Code | Description | Qty | UOM | | | | | | | | | | | | | | | | | | | | | | | | | | | | | | | | | | | | | | | | | | | | | | | | | | | | | | | | | | | | | | | | | | | | | | | | | | | | | | |
| VL1065A1 | 1/4 MALE N.O. PRESSURE SWITCH | 1 | PZ | | | | | | | | | | | | | | | | | | | | | | | | | | | | | | | | | | | | | | | | | | | | | | | | | | | | | | | | | | | | | | | | | | | | | | | | | | | | | | |
| VL1067A0 | WASHING SYSTEM INLETS DISTRIBUTOR | 1 | PZ | | | | | | | | | | | | | | | | | | | | | | | | | | | | | | | | | | | | | | | | | | | | | | | | | | | | | | | | | | | | | | | | | | | | | | | | | | | | | | |
| VL1092A0 | WASHING SYSTEM OUTLET DOUBLE DISTRIBUTOR | 1 | PZ | | | | | | | | | | | | | | | | | | | | | | | | | | | | | | | | | | | | | | | | | | | | | | | | | | | | | | | | | | | | | | | | | | | | | | | | | | | | | | |
| VL1102A1 | DETERGENT LINE FILTER + BARBED VNR 6 MM | 1 | PZ | | | | | | | | | | | | | | | | | | | | | | | | | | | | | | | | | | | | | | | | | | | | | | | | | | | | | | | | | | | | | | | | | | | | | | | | | | | | | | |
| VL1127A1 | 6MM BARBED T-SHAPED FITTING | 2 | PZ | | | | | | | | | | | | | | | | | | | | | | | | | | | | | | | | | | | | | | | | | | | | | | | | | | | | | | | | | | | | | | | | | | | | | | | | | | | | | | |
| VL1128A0 | D6 BARBED CHECK VALVE | 3 | PZ | | | | | | | | | | | | | | | | | | | | | | | | | | | | | | | | | | | | | | | | | | | | | | | | | | | | | | | | | | | | | | | | | | | | | | | | | | | | | | |
| VL1128A1 | D6 BARBED CHECK VALVE | 3 | PZ | | | | | | | | | | | | | | | | | | | | | | | | | | | | | | | | | | | | | | | | | | | | | | | | | | | | | | | | | | | | | | | | | | | | | | | | | | | | | | |
| VL1165A0 | BB6-AR6 STRAIGHT FITTING | 4 | PZ | | | | | | | | | | | | | | | | | | | | | | | | | | | | | | | | | | | | | | | | | | | | | | | | | | | | | | | | | | | | | | | | | | | | | | | | | | | | | | |
| VL1166A0 | BB6-AR6 L FITTING | 4 | PZ | | | | | | | | | | | | | | | | | | | | | | | | | | | | | | | | | | | | | | | | | | | | | | | | | | | | | | | | | | | | | | | | | | | | | | | | | | | | | | |
| VL1167A0 | | 1 | PZ | | | | | | | | | | | | | | | | | | | | | | | | | | | | | | | | | | | | | | | | | | | | | | | | | | | | | | | | | | | | | | | | | | | | | | | | | | | | | | |
| VL1167A1 | | 1 | PZ | | | | | | | | | | | | | | | | | | | | | | | | | | | | | | | | | | | | | | | | | | | | | | | | | | | | | | | | | | | | | | | | | | | | | | | | | | | | | | |
| VL1167A2 | GN21 3 ROTOR ARMS B-B FLOW RESTRICTOR | 1 | PZ | | | | | | | | | | | | | | | | | | | | | | | | | | | | | | | | | | | | | | | | | | | | | | | | | | | | | | | | | | | | | | | | | | | | | | | | | | | | | | |
| VL1174C0 | D1.2 MM CALIBRATED NOZZLE | 1 | PZ | | | | | | | | | | | | | | | | | | | | | | | | | | | | | | | | | | | | | | | | | | | | | | | | | | | | | | | | | | | | | | | | | | | | | | | | | | | | | | |
| VL1185A0 | 2 WAYS PLUS WASHING DISTRIBUTOR | 1 | PZ | | | | | | | | | | | | | | | | | | | | | | | | | | | | | | | | | | | | | | | | | | | | | | | | | | | | | | | | | | | | | | | | | | | | | | | | | | | | | | |
| VL1186A0 | 3 WAYS PLUS WASHING DISTRIBUTOR | 1 | PZ | | | | | | | | | | | | | | | | | | | | | | | | | | | | | | | | | | | | | | | | | | | | | | | | | | | | | | | | | | | | | | | | | | | | | | | | | | | | | | |
| VL1190A0 | PLUS WASHING SYSTEM INLET DISTRIBUTOR | 1 | PZ | | | | | | | | | | | | | | | | | | | | | | | | | | | | | | | | | | | | | | | | | | | | | | | | | | | | | | | | | | | | | | | | | | | | | | | | | | | | | | |
| VM1605A0 | CLIP TWIST LOCK DIAM. 10,2-12,7 MM | 3 | PZ | | | | | | | | | | | | | | | | | | | | | | | | | | | | | | | | | | | | | | | | | | | | | | | | | | | | | | | | | | | | | | | | | | | | | | | | | | | | | | |
| VM2172A0 | PUMP-WITH-CI RCUIT LOCKING PIN | 9 | PZ | | | | | | | | | | | | | | | | | | | | | | | | | | | | | | | | | | | | | | | | | | | | | | | | | | | | | | | | | | | | | | | | | | | | | | | | | | | | | | |


| COMPONENT | | | SPARE PART | | | | | | | | | | | | | | | | | | | | | | | | | | | | | | | | | | | | | | | | | | | | | | | | | | | | | | | | | | | | | | | | | | | | | | | | | | | | | | | | | | |
|-----------|--|---|------------|--|--|------|-------------|-----|-----|----------|---------------------------------|---|----|----------|--|---|----|----------|--------------------------------------|---|----|----------|--------------------------------------|---|----|----------|---------------------------------|---|----|----------|-----------------------------|---|----|----------|-------------------------------------|---|----|----------|-----------------------|----|----|----------|--------------|---|----|----------|------------------------|---|----|----------|--------------------|---|----|----------|--|---|----|----------|--|-------|---|----------|--|-------|---|----------|-------------------|---|----|----------|---|---|----|----------|---|---|----|----------|-------------------------------------|---|----|----------|--|---|----|
| Code | Description | Image | Code | Description | Components list | | | | | | | | | | | | | | | | | | | | | | | | | | | | | | | | | | | | | | | | | | | | | | | | | | | | | | | | | | | | | | | | | | | | | | | | | | | | | | | | |
| VL1166A | BB6-AR6 L FITTING |  | KVL1184A | 2 ROTOR ARMS PLUS EU CLEANING SYSTEM KIT | <table border="1"> <thead> <tr> <th>Code</th> <th>Description</th> <th>Qty</th> <th>UOM</th> </tr> </thead> <tbody> <tr> <td>0H2143A0</td> <td>LAMIERA BLOCCA VNR VL1128</td> <td>2</td> <td>PZ</td> </tr> <tr> <td>0H2168A0</td> <td></td> <td>1</td> <td>PZ</td> </tr> <tr> <td>0H2354A0</td> <td>XEVC-XEVL WASHING CIRCUIT PLAT</td> <td>1</td> <td>PZ</td> </tr> <tr> <td>EL1220A0</td> <td>JG STRAIGHT CONNECTION Ø8F-Ø8F</td> <td>3</td> <td>PZ</td> </tr> <tr> <td>EL1440A0</td> <td>WATER SELF CLEANING VALVE</td> <td>4</td> <td>PZ</td> </tr> <tr> <td>GN1526A0</td> <td>INT. D.=6.9 TH=1.8 O-RIN</td> <td>9</td> <td>PZ</td> </tr> <tr> <td>RC1018A0</td> <td>ZINC PLATED D12 ELASTIC CLAMP</td> <td>2</td> <td>PZ</td> </tr> <tr> <td>RC1019A0</td> <td>D=10 ELASTIC CLAMP</td> <td>21</td> <td>PZ</td> </tr> <tr> <td>RC1130A0</td> <td>130X2,6 CLAM</td> <td>7</td> <td>PZ</td> </tr> <tr> <td>RC1131A0</td> <td>200X2.6 BLACK CLAMP</td> <td>3</td> <td>PZ</td> </tr> <tr> <td>RC1242A0</td> <td>D=10 CLOSED CAP</td> <td>2</td> <td>PZ</td> </tr> <tr> <td>RC1356A0</td> <td>"STRAIGHT THREADED FEMALE END 8X1/4" BS</td> <td>1</td> <td>PZ</td> </tr> <tr> <td>TB2820A0</td> <td>6X10 EPDM PIPE FOR WASHING SYSTEM</td> <td>2.400</td> <td>M</td> </tr> <tr> <td>TB3132A0</td> <td>WHITE-BLUE EPDM TEXTILE BRAID HOSE 6X12</td> <td>1.220</td> <td>M</td> </tr> <tr> <td>VL1019A0</td> <td>VIBRATION PUMP</td> <td>1</td> <td>PZ</td> </tr> <tr> <td>VL1046A1</td> <td>D6 PIPE HOLDER - D6 J.G. TERMINAL</td> <td>3</td> <td>PZ</td> </tr> <tr> <td>VL1047A1</td> <td>D6 PIPE HOLDER - D8 J.G. TERMINAL</td> <td>1</td> <td>PZ</td> </tr> <tr> <td>VL1065A1</td> <td>1/4 MALE N.O. PRESSURE SWITCH</td> <td>1</td> <td>PZ</td> </tr> <tr> <td>VL1067A0</td> <td>WASHING SYSTEM INLETS DISTRIBUTOR</td> <td>1</td> <td>PZ</td> </tr> </tbody> </table> | Code | Description | Qty | UOM | 0H2143A0 | LAMIERA BLOCCA VNR VL1128 | 2 | PZ | 0H2168A0 | | 1 | PZ | 0H2354A0 | XEVC-XEVL WASHING CIRCUIT PLAT | 1 | PZ | EL1220A0 | JG STRAIGHT CONNECTION Ø8F-Ø8F | 3 | PZ | EL1440A0 | WATER SELF CLEANING VALVE | 4 | PZ | GN1526A0 | INT. D.=6.9 TH=1.8 O-RIN | 9 | PZ | RC1018A0 | ZINC PLATED D12 ELASTIC CLAMP | 2 | PZ | RC1019A0 | D=10 ELASTIC CLAMP | 21 | PZ | RC1130A0 | 130X2,6 CLAM | 7 | PZ | RC1131A0 | 200X2.6 BLACK CLAMP | 3 | PZ | RC1242A0 | D=10 CLOSED CAP | 2 | PZ | RC1356A0 | "STRAIGHT THREADED FEMALE END 8X1/4" BS | 1 | PZ | TB2820A0 | 6X10 EPDM PIPE FOR WASHING SYSTEM | 2.400 | M | TB3132A0 | WHITE-BLUE EPDM TEXTILE BRAID HOSE 6X12 | 1.220 | M | VL1019A0 | VIBRATION PUMP | 1 | PZ | VL1046A1 | D6 PIPE HOLDER - D6 J.G. TERMINAL | 3 | PZ | VL1047A1 | D6 PIPE HOLDER - D8 J.G. TERMINAL | 1 | PZ | VL1065A1 | 1/4 MALE N.O. PRESSURE SWITCH | 1 | PZ | VL1067A0 | WASHING SYSTEM INLETS DISTRIBUTOR | 1 | PZ |
| Code | Description | Qty | UOM | | | | | | | | | | | | | | | | | | | | | | | | | | | | | | | | | | | | | | | | | | | | | | | | | | | | | | | | | | | | | | | | | | | | | | | | | | | | | | | | | | |
| 0H2143A0 | LAMIERA BLOCCA VNR VL1128 | 2 | PZ | | | | | | | | | | | | | | | | | | | | | | | | | | | | | | | | | | | | | | | | | | | | | | | | | | | | | | | | | | | | | | | | | | | | | | | | | | | | | | | | | | |
| 0H2168A0 | | 1 | PZ | | | | | | | | | | | | | | | | | | | | | | | | | | | | | | | | | | | | | | | | | | | | | | | | | | | | | | | | | | | | | | | | | | | | | | | | | | | | | | | | | | |
| 0H2354A0 | XEVC-XEVL WASHING CIRCUIT PLAT | 1 | PZ | | | | | | | | | | | | | | | | | | | | | | | | | | | | | | | | | | | | | | | | | | | | | | | | | | | | | | | | | | | | | | | | | | | | | | | | | | | | | | | | | | |
| EL1220A0 | JG STRAIGHT CONNECTION Ø8F-Ø8F | 3 | PZ | | | | | | | | | | | | | | | | | | | | | | | | | | | | | | | | | | | | | | | | | | | | | | | | | | | | | | | | | | | | | | | | | | | | | | | | | | | | | | | | | | |
| EL1440A0 | WATER SELF CLEANING VALVE | 4 | PZ | | | | | | | | | | | | | | | | | | | | | | | | | | | | | | | | | | | | | | | | | | | | | | | | | | | | | | | | | | | | | | | | | | | | | | | | | | | | | | | | | | |
| GN1526A0 | INT. D.=6.9 TH=1.8 O-RIN | 9 | PZ | | | | | | | | | | | | | | | | | | | | | | | | | | | | | | | | | | | | | | | | | | | | | | | | | | | | | | | | | | | | | | | | | | | | | | | | | | | | | | | | | | |
| RC1018A0 | ZINC PLATED D12 ELASTIC CLAMP | 2 | PZ | | | | | | | | | | | | | | | | | | | | | | | | | | | | | | | | | | | | | | | | | | | | | | | | | | | | | | | | | | | | | | | | | | | | | | | | | | | | | | | | | | |
| RC1019A0 | D=10 ELASTIC CLAMP | 21 | PZ | | | | | | | | | | | | | | | | | | | | | | | | | | | | | | | | | | | | | | | | | | | | | | | | | | | | | | | | | | | | | | | | | | | | | | | | | | | | | | | | | | |
| RC1130A0 | 130X2,6 CLAM | 7 | PZ | | | | | | | | | | | | | | | | | | | | | | | | | | | | | | | | | | | | | | | | | | | | | | | | | | | | | | | | | | | | | | | | | | | | | | | | | | | | | | | | | | |
| RC1131A0 | 200X2.6 BLACK CLAMP | 3 | PZ | | | | | | | | | | | | | | | | | | | | | | | | | | | | | | | | | | | | | | | | | | | | | | | | | | | | | | | | | | | | | | | | | | | | | | | | | | | | | | | | | | |
| RC1242A0 | D=10 CLOSED CAP | 2 | PZ | | | | | | | | | | | | | | | | | | | | | | | | | | | | | | | | | | | | | | | | | | | | | | | | | | | | | | | | | | | | | | | | | | | | | | | | | | | | | | | | | | |
| RC1356A0 | "STRAIGHT THREADED FEMALE END 8X1/4" BS | 1 | PZ | | | | | | | | | | | | | | | | | | | | | | | | | | | | | | | | | | | | | | | | | | | | | | | | | | | | | | | | | | | | | | | | | | | | | | | | | | | | | | | | | | |
| TB2820A0 | 6X10 EPDM PIPE FOR WASHING SYSTEM | 2.400 | M | | | | | | | | | | | | | | | | | | | | | | | | | | | | | | | | | | | | | | | | | | | | | | | | | | | | | | | | | | | | | | | | | | | | | | | | | | | | | | | | | | |
| TB3132A0 | WHITE-BLUE EPDM TEXTILE BRAID HOSE 6X12 | 1.220 | M | | | | | | | | | | | | | | | | | | | | | | | | | | | | | | | | | | | | | | | | | | | | | | | | | | | | | | | | | | | | | | | | | | | | | | | | | | | | | | | | | | |
| VL1019A0 | VIBRATION PUMP | 1 | PZ | | | | | | | | | | | | | | | | | | | | | | | | | | | | | | | | | | | | | | | | | | | | | | | | | | | | | | | | | | | | | | | | | | | | | | | | | | | | | | | | | | |
| VL1046A1 | D6 PIPE HOLDER - D6 J.G. TERMINAL | 3 | PZ | | | | | | | | | | | | | | | | | | | | | | | | | | | | | | | | | | | | | | | | | | | | | | | | | | | | | | | | | | | | | | | | | | | | | | | | | | | | | | | | | | |
| VL1047A1 | D6 PIPE HOLDER - D8 J.G. TERMINAL | 1 | PZ | | | | | | | | | | | | | | | | | | | | | | | | | | | | | | | | | | | | | | | | | | | | | | | | | | | | | | | | | | | | | | | | | | | | | | | | | | | | | | | | | | |
| VL1065A1 | 1/4 MALE N.O. PRESSURE SWITCH | 1 | PZ | | | | | | | | | | | | | | | | | | | | | | | | | | | | | | | | | | | | | | | | | | | | | | | | | | | | | | | | | | | | | | | | | | | | | | | | | | | | | | | | | | |
| VL1067A0 | WASHING SYSTEM INLETS DISTRIBUTOR | 1 | PZ | | | | | | | | | | | | | | | | | | | | | | | | | | | | | | | | | | | | | | | | | | | | | | | | | | | | | | | | | | | | | | | | | | | | | | | | | | | | | | | | | | |


| COMPONENT | | | SPARE PART | | | | | | | | | | | | | | | | | | | | | | | | | | | | | | | | | | | | | | | | | | | | | | | | | | | | | | |
|-----------|--|---|------------|--|--|------|-------------|-----|-----|----------|--|---|----|----------|---|---|----|----------|-----------------------------------|---|----|----------|------------------------------|---|----|----------|-----------------------------|---|----|----------|----------------------------------|---|----|----------|-------------------|---|----|----------|------------------------------|---|----|----------|------------------------------------|---|----|----------|--|---|----|----------|---------------------------------------|---|----|----------|-----------------------------------|---|----|
| Code | Description | Image | Code | Description | Components list | | | | | | | | | | | | | | | | | | | | | | | | | | | | | | | | | | | | | | | | | | | | | | | | | | | | |
| VL1166A | BB6-AR6 L FITTING |  | KVL1184A | 2 ROTOR ARMS PLUS EU CLEANING SYSTEM KIT | <table border="1"> <thead> <tr> <th>Code</th> <th>Description</th> <th>Qty</th> <th>UOM</th> </tr> </thead> <tbody> <tr> <td>VL1092A0</td> <td>WASHING SYSTEM OUTLET DOUBLE DISTRIBUTOR</td> <td>1</td> <td>PZ</td> </tr> <tr> <td>VL1102A1</td> <td>DETERGENT LINE FILTER + BARBED VNR 6 MM</td> <td>1</td> <td>PZ</td> </tr> <tr> <td>VL1128A0</td> <td>D6 BARBED CHECK VALVE</td> <td>2</td> <td>PZ</td> </tr> <tr> <td>VL1128A1</td> <td>D6 BARBED CHECK VALVE</td> <td>2</td> <td>PZ</td> </tr> <tr> <td>VL1141A1</td> <td>STRAIGHT CONNECT BB6-BB6</td> <td>1</td> <td>PZ</td> </tr> <tr> <td>VL1165A0</td> <td>BB6-AR6 STRAIGHT FITTING</td> <td>4</td> <td>PZ</td> </tr> <tr> <td>VL1166A0</td> <td>BB6-AR6 L FITTING</td> <td>4</td> <td>PZ</td> </tr> <tr> <td>VL1174C0</td> <td>D1.2 MM CALIBRATED NOZZLE</td> <td>1</td> <td>PZ</td> </tr> <tr> <td>VL1186A0</td> <td>3 WAYS PLUS WASHING DISTRIBUTOR</td> <td>1</td> <td>PZ</td> </tr> <tr> <td>VL1190A0</td> <td>PLUS WASHING SYSTEM INLET DISTRIBUTOR</td> <td>1</td> <td>PZ</td> </tr> <tr> <td>VM1605A0</td> <td>CLIP TWIST LOCK DIAM. 10,2-12,7 MM</td> <td>4</td> <td>PZ</td> </tr> <tr> <td>VM2172A0</td> <td>PUMP-WITH-CI RCUIT LOCKING PIN</td> <td>9</td> <td>PZ</td> </tr> </tbody> </table> | Code | Description | Qty | UOM | VL1092A0 | WASHING SYSTEM OUTLET DOUBLE DISTRIBUTOR | 1 | PZ | VL1102A1 | DETERGENT LINE FILTER + BARBED VNR 6 MM | 1 | PZ | VL1128A0 | D6 BARBED CHECK VALVE | 2 | PZ | VL1128A1 | D6 BARBED CHECK VALVE | 2 | PZ | VL1141A1 | STRAIGHT CONNECT BB6-BB6 | 1 | PZ | VL1165A0 | BB6-AR6 STRAIGHT FITTING | 4 | PZ | VL1166A0 | BB6-AR6 L FITTING | 4 | PZ | VL1174C0 | D1.2 MM CALIBRATED NOZZLE | 1 | PZ | VL1186A0 | 3 WAYS PLUS WASHING DISTRIBUTOR | 1 | PZ | VL1190A0 | PLUS WASHING SYSTEM INLET DISTRIBUTOR | 1 | PZ | VM1605A0 | CLIP TWIST LOCK DIAM. 10,2-12,7 MM | 4 | PZ | VM2172A0 | PUMP-WITH-CI RCUIT LOCKING PIN | 9 | PZ |
| Code | Description | Qty | UOM | | | | | | | | | | | | | | | | | | | | | | | | | | | | | | | | | | | | | | | | | | | | | | | | | | | | | | |
| VL1092A0 | WASHING SYSTEM OUTLET DOUBLE DISTRIBUTOR | 1 | PZ | | | | | | | | | | | | | | | | | | | | | | | | | | | | | | | | | | | | | | | | | | | | | | | | | | | | | | |
| VL1102A1 | DETERGENT LINE FILTER + BARBED VNR 6 MM | 1 | PZ | | | | | | | | | | | | | | | | | | | | | | | | | | | | | | | | | | | | | | | | | | | | | | | | | | | | | | |
| VL1128A0 | D6 BARBED CHECK VALVE | 2 | PZ | | | | | | | | | | | | | | | | | | | | | | | | | | | | | | | | | | | | | | | | | | | | | | | | | | | | | | |
| VL1128A1 | D6 BARBED CHECK VALVE | 2 | PZ | | | | | | | | | | | | | | | | | | | | | | | | | | | | | | | | | | | | | | | | | | | | | | | | | | | | | | |
| VL1141A1 | STRAIGHT CONNECT BB6-BB6 | 1 | PZ | | | | | | | | | | | | | | | | | | | | | | | | | | | | | | | | | | | | | | | | | | | | | | | | | | | | | | |
| VL1165A0 | BB6-AR6 STRAIGHT FITTING | 4 | PZ | | | | | | | | | | | | | | | | | | | | | | | | | | | | | | | | | | | | | | | | | | | | | | | | | | | | | | |
| VL1166A0 | BB6-AR6 L FITTING | 4 | PZ | | | | | | | | | | | | | | | | | | | | | | | | | | | | | | | | | | | | | | | | | | | | | | | | | | | | | | |
| VL1174C0 | D1.2 MM CALIBRATED NOZZLE | 1 | PZ | | | | | | | | | | | | | | | | | | | | | | | | | | | | | | | | | | | | | | | | | | | | | | | | | | | | | | |
| VL1186A0 | 3 WAYS PLUS WASHING DISTRIBUTOR | 1 | PZ | | | | | | | | | | | | | | | | | | | | | | | | | | | | | | | | | | | | | | | | | | | | | | | | | | | | | | |
| VL1190A0 | PLUS WASHING SYSTEM INLET DISTRIBUTOR | 1 | PZ | | | | | | | | | | | | | | | | | | | | | | | | | | | | | | | | | | | | | | | | | | | | | | | | | | | | | | |
| VM1605A0 | CLIP TWIST LOCK DIAM. 10,2-12,7 MM | 4 | PZ | | | | | | | | | | | | | | | | | | | | | | | | | | | | | | | | | | | | | | | | | | | | | | | | | | | | | | |
| VM2172A0 | PUMP-WITH-CI RCUIT LOCKING PIN | 9 | PZ | | | | | | | | | | | | | | | | | | | | | | | | | | | | | | | | | | | | | | | | | | | | | | | | | | | | | | |
| | | | KVL1183A | 1 ROTOR ARM PLUS CLEANING SYSTEM KIT | <table border="1"> <thead> <tr> <th>Code</th> <th>Description</th> <th>Qty</th> <th>UOM</th> </tr> </thead> <tbody> <tr> <td>0H2143A0</td> <td>LAMIERA BLOCCA VNR VL1128</td> <td>2</td> <td>PZ</td> </tr> <tr> <td>0H2168A1</td> <td></td> <td>1</td> <td>PZ</td> </tr> <tr> <td>0H2354A0</td> <td>XEVC-XEVL WASHING CIRCUIT PLAT</td> <td>1</td> <td>PZ</td> </tr> <tr> <td>EL1440A0</td> <td>WATER SELF CLEANING VALVE</td> <td>3</td> <td>PZ</td> </tr> <tr> <td>GN1526A0</td> <td>INT. D.=6.9 TH=1.8 O-RIN</td> <td>7</td> <td>PZ</td> </tr> <tr> <td>RC1018A0</td> <td>ZINC PLATED D12 ELASTIC CLAMP</td> <td>2</td> <td>PZ</td> </tr> </tbody> </table> | Code | Description | Qty | UOM | 0H2143A0 | LAMIERA BLOCCA VNR VL1128 | 2 | PZ | 0H2168A1 | | 1 | PZ | 0H2354A0 | XEVC-XEVL WASHING CIRCUIT PLAT | 1 | PZ | EL1440A0 | WATER SELF CLEANING VALVE | 3 | PZ | GN1526A0 | INT. D.=6.9 TH=1.8 O-RIN | 7 | PZ | RC1018A0 | ZINC PLATED D12 ELASTIC CLAMP | 2 | PZ | | | | | | | | | | | | | | | | | | | | | | | | |
| Code | Description | Qty | UOM | | | | | | | | | | | | | | | | | | | | | | | | | | | | | | | | | | | | | | | | | | | | | | | | | | | | | | |
| 0H2143A0 | LAMIERA BLOCCA VNR VL1128 | 2 | PZ | | | | | | | | | | | | | | | | | | | | | | | | | | | | | | | | | | | | | | | | | | | | | | | | | | | | | | |
| 0H2168A1 | | 1 | PZ | | | | | | | | | | | | | | | | | | | | | | | | | | | | | | | | | | | | | | | | | | | | | | | | | | | | | | |
| 0H2354A0 | XEVC-XEVL WASHING CIRCUIT PLAT | 1 | PZ | | | | | | | | | | | | | | | | | | | | | | | | | | | | | | | | | | | | | | | | | | | | | | | | | | | | | | |
| EL1440A0 | WATER SELF CLEANING VALVE | 3 | PZ | | | | | | | | | | | | | | | | | | | | | | | | | | | | | | | | | | | | | | | | | | | | | | | | | | | | | | |
| GN1526A0 | INT. D.=6.9 TH=1.8 O-RIN | 7 | PZ | | | | | | | | | | | | | | | | | | | | | | | | | | | | | | | | | | | | | | | | | | | | | | | | | | | | | | |
| RC1018A0 | ZINC PLATED D12 ELASTIC CLAMP | 2 | PZ | | | | | | | | | | | | | | | | | | | | | | | | | | | | | | | | | | | | | | | | | | | | | | | | | | | | | | |


| COMPONENT | | | SPARE PART | | | | | | | | | | | | | | | | | | | | | | | | | | | | | | | | | | | | | | | | | | | | | | | | | | | | | | | | | | | | | | | | | | | | | | | | | | | | | | | | | | |
|-----------|---|---|------------|--|---|------|-------------|-----|-----|----------|--------------------|----|----|----------|--------------|---|----|----------|---------------------|---|----|----------|-----------------|---|----|----------|---|---|----|----------|-----------------------------------|-------|---|----------|---|-------|---|----------|-------------------------------|---|----|----------|----------------|---|----|----------|-----------------------------------|---|----|----------|-------------------------------|---|----|----------|---|---|----|----------|-----------------------|---|----|----------|-----------------------|---|----|----------|--------------------------|---|----|----------|-------------------|---|----|----------|---------------------------|---|----|----------|---------------------------------|---|----|----------|---------------------------------------|---|----|
| Code | Description | Image | Code | Description | Components list | | | | | | | | | | | | | | | | | | | | | | | | | | | | | | | | | | | | | | | | | | | | | | | | | | | | | | | | | | | | | | | | | | | | | | | | | | | | | | | | |
| VL1166A | BB6-AR6 L FITTING |  | KVL1183A | 1 ROTOR ARM PLUS CLEANING SYSTEM KIT | <table border="1"> <thead> <tr> <th>Code</th> <th>Description</th> <th>Qty</th> <th>UOM</th> </tr> </thead> <tbody> <tr> <td>RC1019A0</td> <td>D=10 ELASTIC CLAMP</td> <td>14</td> <td>PZ</td> </tr> <tr> <td>RC1130A0</td> <td>130X2,6 CLAM</td> <td>5</td> <td>PZ</td> </tr> <tr> <td>RC1131A0</td> <td>200X2.6 BLACK CLAMP</td> <td>2</td> <td>PZ</td> </tr> <tr> <td>RC1242A0</td> <td>D=10 CLOSED CAP</td> <td>2</td> <td>PZ</td> </tr> <tr> <td>RC1356A0</td> <td>"STRAIGHT THREADED FEMALE END 8X1/4" BS</td> <td>1</td> <td>PZ</td> </tr> <tr> <td>TB2820A0</td> <td>6X10 EPDM PIPE FOR WASHING SYSTEM</td> <td>1.410</td> <td>M</td> </tr> <tr> <td>TB3132A0</td> <td>WHITE-BLUE EPDM TEXTILE BRAID HOSE 6X12</td> <td>0.770</td> <td>M</td> </tr> <tr> <td>VI1220A1</td> <td>4,2X12 TCB SELF-TAPPING SCREW</td> <td>3</td> <td>PZ</td> </tr> <tr> <td>VL1019A0</td> <td>VIBRATION PUMP</td> <td>1</td> <td>PZ</td> </tr> <tr> <td>VL1047A1</td> <td>D6 PIPE HOLDER - D8 J.G. TERMINAL</td> <td>1</td> <td>PZ</td> </tr> <tr> <td>VL1065A1</td> <td>1/4 MALE N.O. PRESSURE SWITCH</td> <td>1</td> <td>PZ</td> </tr> <tr> <td>VL1102A1</td> <td>DETERGENT LINE FILTER + BARBED VNR 6 MM</td> <td>1</td> <td>PZ</td> </tr> <tr> <td>VL1128A0</td> <td>D6 BARBED CHECK VALVE</td> <td>2</td> <td>PZ</td> </tr> <tr> <td>VL1128A1</td> <td>D6 BARBED CHECK VALVE</td> <td>2</td> <td>PZ</td> </tr> <tr> <td>VL1165A0</td> <td>BB6-AR6 STRAIGHT FITTING</td> <td>1</td> <td>PZ</td> </tr> <tr> <td>VL1166A0</td> <td>BB6-AR6 L FITTING</td> <td>3</td> <td>PZ</td> </tr> <tr> <td>VL1174C0</td> <td>D1.2 MM CALIBRATED NOZZLE</td> <td>1</td> <td>PZ</td> </tr> <tr> <td>VL1185A0</td> <td>2 WAYS PLUS WASHING DISTRIBUTOR</td> <td>1</td> <td>PZ</td> </tr> <tr> <td>VL1190A0</td> <td>PLUS WASHING SYSTEM INLET DISTRIBUTOR</td> <td>1</td> <td>PZ</td> </tr> </tbody> </table> | Code | Description | Qty | UOM | RC1019A0 | D=10 ELASTIC CLAMP | 14 | PZ | RC1130A0 | 130X2,6 CLAM | 5 | PZ | RC1131A0 | 200X2.6 BLACK CLAMP | 2 | PZ | RC1242A0 | D=10 CLOSED CAP | 2 | PZ | RC1356A0 | "STRAIGHT THREADED FEMALE END 8X1/4" BS | 1 | PZ | TB2820A0 | 6X10 EPDM PIPE FOR WASHING SYSTEM | 1.410 | M | TB3132A0 | WHITE-BLUE EPDM TEXTILE BRAID HOSE 6X12 | 0.770 | M | VI1220A1 | 4,2X12 TCB SELF-TAPPING SCREW | 3 | PZ | VL1019A0 | VIBRATION PUMP | 1 | PZ | VL1047A1 | D6 PIPE HOLDER - D8 J.G. TERMINAL | 1 | PZ | VL1065A1 | 1/4 MALE N.O. PRESSURE SWITCH | 1 | PZ | VL1102A1 | DETERGENT LINE FILTER + BARBED VNR 6 MM | 1 | PZ | VL1128A0 | D6 BARBED CHECK VALVE | 2 | PZ | VL1128A1 | D6 BARBED CHECK VALVE | 2 | PZ | VL1165A0 | BB6-AR6 STRAIGHT FITTING | 1 | PZ | VL1166A0 | BB6-AR6 L FITTING | 3 | PZ | VL1174C0 | D1.2 MM CALIBRATED NOZZLE | 1 | PZ | VL1185A0 | 2 WAYS PLUS WASHING DISTRIBUTOR | 1 | PZ | VL1190A0 | PLUS WASHING SYSTEM INLET DISTRIBUTOR | 1 | PZ |
| Code | Description | Qty | UOM | | | | | | | | | | | | | | | | | | | | | | | | | | | | | | | | | | | | | | | | | | | | | | | | | | | | | | | | | | | | | | | | | | | | | | | | | | | | | | | | | | |
| RC1019A0 | D=10 ELASTIC CLAMP | 14 | PZ | | | | | | | | | | | | | | | | | | | | | | | | | | | | | | | | | | | | | | | | | | | | | | | | | | | | | | | | | | | | | | | | | | | | | | | | | | | | | | | | | | |
| RC1130A0 | 130X2,6 CLAM | 5 | PZ | | | | | | | | | | | | | | | | | | | | | | | | | | | | | | | | | | | | | | | | | | | | | | | | | | | | | | | | | | | | | | | | | | | | | | | | | | | | | | | | | | |
| RC1131A0 | 200X2.6 BLACK CLAMP | 2 | PZ | | | | | | | | | | | | | | | | | | | | | | | | | | | | | | | | | | | | | | | | | | | | | | | | | | | | | | | | | | | | | | | | | | | | | | | | | | | | | | | | | | |
| RC1242A0 | D=10 CLOSED CAP | 2 | PZ | | | | | | | | | | | | | | | | | | | | | | | | | | | | | | | | | | | | | | | | | | | | | | | | | | | | | | | | | | | | | | | | | | | | | | | | | | | | | | | | | | |
| RC1356A0 | "STRAIGHT THREADED FEMALE END 8X1/4" BS | 1 | PZ | | | | | | | | | | | | | | | | | | | | | | | | | | | | | | | | | | | | | | | | | | | | | | | | | | | | | | | | | | | | | | | | | | | | | | | | | | | | | | | | | | |
| TB2820A0 | 6X10 EPDM PIPE FOR WASHING SYSTEM | 1.410 | M | | | | | | | | | | | | | | | | | | | | | | | | | | | | | | | | | | | | | | | | | | | | | | | | | | | | | | | | | | | | | | | | | | | | | | | | | | | | | | | | | | |
| TB3132A0 | WHITE-BLUE EPDM TEXTILE BRAID HOSE 6X12 | 0.770 | M | | | | | | | | | | | | | | | | | | | | | | | | | | | | | | | | | | | | | | | | | | | | | | | | | | | | | | | | | | | | | | | | | | | | | | | | | | | | | | | | | | |
| VI1220A1 | 4,2X12 TCB SELF-TAPPING SCREW | 3 | PZ | | | | | | | | | | | | | | | | | | | | | | | | | | | | | | | | | | | | | | | | | | | | | | | | | | | | | | | | | | | | | | | | | | | | | | | | | | | | | | | | | | |
| VL1019A0 | VIBRATION PUMP | 1 | PZ | | | | | | | | | | | | | | | | | | | | | | | | | | | | | | | | | | | | | | | | | | | | | | | | | | | | | | | | | | | | | | | | | | | | | | | | | | | | | | | | | | |
| VL1047A1 | D6 PIPE HOLDER - D8 J.G. TERMINAL | 1 | PZ | | | | | | | | | | | | | | | | | | | | | | | | | | | | | | | | | | | | | | | | | | | | | | | | | | | | | | | | | | | | | | | | | | | | | | | | | | | | | | | | | | |
| VL1065A1 | 1/4 MALE N.O. PRESSURE SWITCH | 1 | PZ | | | | | | | | | | | | | | | | | | | | | | | | | | | | | | | | | | | | | | | | | | | | | | | | | | | | | | | | | | | | | | | | | | | | | | | | | | | | | | | | | | |
| VL1102A1 | DETERGENT LINE FILTER + BARBED VNR 6 MM | 1 | PZ | | | | | | | | | | | | | | | | | | | | | | | | | | | | | | | | | | | | | | | | | | | | | | | | | | | | | | | | | | | | | | | | | | | | | | | | | | | | | | | | | | |
| VL1128A0 | D6 BARBED CHECK VALVE | 2 | PZ | | | | | | | | | | | | | | | | | | | | | | | | | | | | | | | | | | | | | | | | | | | | | | | | | | | | | | | | | | | | | | | | | | | | | | | | | | | | | | | | | | |
| VL1128A1 | D6 BARBED CHECK VALVE | 2 | PZ | | | | | | | | | | | | | | | | | | | | | | | | | | | | | | | | | | | | | | | | | | | | | | | | | | | | | | | | | | | | | | | | | | | | | | | | | | | | | | | | | | |
| VL1165A0 | BB6-AR6 STRAIGHT FITTING | 1 | PZ | | | | | | | | | | | | | | | | | | | | | | | | | | | | | | | | | | | | | | | | | | | | | | | | | | | | | | | | | | | | | | | | | | | | | | | | | | | | | | | | | | |
| VL1166A0 | BB6-AR6 L FITTING | 3 | PZ | | | | | | | | | | | | | | | | | | | | | | | | | | | | | | | | | | | | | | | | | | | | | | | | | | | | | | | | | | | | | | | | | | | | | | | | | | | | | | | | | | |
| VL1174C0 | D1.2 MM CALIBRATED NOZZLE | 1 | PZ | | | | | | | | | | | | | | | | | | | | | | | | | | | | | | | | | | | | | | | | | | | | | | | | | | | | | | | | | | | | | | | | | | | | | | | | | | | | | | | | | | |
| VL1185A0 | 2 WAYS PLUS WASHING DISTRIBUTOR | 1 | PZ | | | | | | | | | | | | | | | | | | | | | | | | | | | | | | | | | | | | | | | | | | | | | | | | | | | | | | | | | | | | | | | | | | | | | | | | | | | | | | | | | | |
| VL1190A0 | PLUS WASHING SYSTEM INLET DISTRIBUTOR | 1 | PZ | | | | | | | | | | | | | | | | | | | | | | | | | | | | | | | | | | | | | | | | | | | | | | | | | | | | | | | | | | | | | | | | | | | | | | | | | | | | | | | | | | |


| COMPONENT | | | SPARE PART | | | | | | | | | | | | | | | | | | | | | | | | | | | | | | | | | | | | | | | | | | | | | | | | | | | | | | | | | | | | | | | | | | | | | | |
|-----------|---|---|------------|--------------------------------------|--|------|-------------|-----|-----|----------|------------------------------------|---|----|----------|--------------------------------------|---|----|----------|---------------------------|---|----|----------|---------------------------|---|----|----------|-------------------------------|---|----|----------|--------------------|----|----|----------|--------------|---|----|----------|-----------------|---|----|----------|-----------------------------------|-------|---|----------|---|-------|---|----------|-------------------------------|---|----|----------|----------------|---|----|----------|-----------------------------------|---|----|----------|-----------------------------------|---|----|----------|---|---|----|----------|-----------------------|---|----|
| Code | Description | Image | Code | Description | Components list | | | | | | | | | | | | | | | | | | | | | | | | | | | | | | | | | | | | | | | | | | | | | | | | | | | | | | | | | | | | | | | | | | | | |
| VL1166A | BB6-AR6 L FITTING |  | KVL1183A | 1 ROTOR ARM PLUS CLEANING SYSTEM KIT | <table border="1"> <thead> <tr> <th>Code</th> <th>Description</th> <th>Qty</th> <th>UOM</th> </tr> </thead> <tbody> <tr> <td>VM1605A0</td> <td>CLIP TWIST LOCK DIAM. 10,2-12,7 MM</td> <td>3</td> <td>PZ</td> </tr> <tr> <td>VM2172A0</td> <td>PUMP-WITH-RCUIT LOCKING PIN</td> <td>7</td> <td>PZ</td> </tr> </tbody> </table> | Code | Description | Qty | UOM | VM1605A0 | CLIP TWIST LOCK DIAM. 10,2-12,7 MM | 3 | PZ | VM2172A0 | PUMP-WITH-RCUIT LOCKING PIN | 7 | PZ | | | | | | | | | | | | | | | | | | | | | | | | | | | | | | | | | | | | | | | | | | | | | | | | | | | | | | | | |
| Code | Description | Qty | UOM | | | | | | | | | | | | | | | | | | | | | | | | | | | | | | | | | | | | | | | | | | | | | | | | | | | | | | | | | | | | | | | | | | | | | | |
| VM1605A0 | CLIP TWIST LOCK DIAM. 10,2-12,7 MM | 3 | PZ | | | | | | | | | | | | | | | | | | | | | | | | | | | | | | | | | | | | | | | | | | | | | | | | | | | | | | | | | | | | | | | | | | | | | | |
| VM2172A0 | PUMP-WITH-RCUIT LOCKING PIN | 7 | PZ | | | | | | | | | | | | | | | | | | | | | | | | | | | | | | | | | | | | | | | | | | | | | | | | | | | | | | | | | | | | | | | | | | | | | | |
| | | | KVL1182A | ONE CLEANING SYSTEM KIT (0311 EXC.) | <table border="1"> <thead> <tr> <th>Code</th> <th>Description</th> <th>Qty</th> <th>UOM</th> </tr> </thead> <tbody> <tr> <td>0H2143A0</td> <td>LAMIERA BLOCCA VNR VL1128</td> <td>2</td> <td>PZ</td> </tr> <tr> <td>0H2202A1</td> <td>ONE WASHING WITH STEAM VALVE SUPPORT</td> <td>1</td> <td>PZ</td> </tr> <tr> <td>EL1440A0</td> <td>WATER SELF CLEANING VALVE</td> <td>1</td> <td>PZ</td> </tr> <tr> <td>GN1526A0</td> <td>INT. D.=6.9 TH=1.8 O-RING</td> <td>3</td> <td>PZ</td> </tr> <tr> <td>RC1018A0</td> <td>ZINC PLATED D12 ELASTIC CLAMP</td> <td>1</td> <td>PZ</td> </tr> <tr> <td>RC1019A0</td> <td>D=10 ELASTIC CLAMP</td> <td>14</td> <td>PZ</td> </tr> <tr> <td>RC1130A0</td> <td>130X2,6 CLAM</td> <td>2</td> <td>PZ</td> </tr> <tr> <td>RC1242A0</td> <td>D=10 CLOSED CAP</td> <td>2</td> <td>PZ</td> </tr> <tr> <td>TB2820A0</td> <td>6X10 EPDM PIPE FOR WASHING SYSTEM</td> <td>1.410</td> <td>M</td> </tr> <tr> <td>TB3132A0</td> <td>WHITE-BLUE EPDM TEXTILE BRAID HOSE 6X12</td> <td>0.670</td> <td>M</td> </tr> <tr> <td>VI1220A1</td> <td>4,2X12 TCB SELF-TAPPING SCREW</td> <td>1</td> <td>PZ</td> </tr> <tr> <td>VL1019A0</td> <td>VIBRATION PUMP</td> <td>1</td> <td>PZ</td> </tr> <tr> <td>VL1047A1</td> <td>D6 PIPE HOLDER - D8 J.G. TERMINAL</td> <td>1</td> <td>PZ</td> </tr> <tr> <td>VL1054B0</td> <td>ONE WASHING SYS INLET DISTRIBUTOR</td> <td>1</td> <td>PZ</td> </tr> <tr> <td>VL1102A1</td> <td>DETERGENT LINE FILTER + BARBED VNR 6 MM</td> <td>1</td> <td>PZ</td> </tr> <tr> <td>VL1128A0</td> <td>D6 BARBED CHECK VALVE</td> <td>2</td> <td>PZ</td> </tr> </tbody> </table> | Code | Description | Qty | UOM | 0H2143A0 | LAMIERA BLOCCA VNR VL1128 | 2 | PZ | 0H2202A1 | ONE WASHING WITH STEAM VALVE SUPPORT | 1 | PZ | EL1440A0 | WATER SELF CLEANING VALVE | 1 | PZ | GN1526A0 | INT. D.=6.9 TH=1.8 O-RING | 3 | PZ | RC1018A0 | ZINC PLATED D12 ELASTIC CLAMP | 1 | PZ | RC1019A0 | D=10 ELASTIC CLAMP | 14 | PZ | RC1130A0 | 130X2,6 CLAM | 2 | PZ | RC1242A0 | D=10 CLOSED CAP | 2 | PZ | TB2820A0 | 6X10 EPDM PIPE FOR WASHING SYSTEM | 1.410 | M | TB3132A0 | WHITE-BLUE EPDM TEXTILE BRAID HOSE 6X12 | 0.670 | M | VI1220A1 | 4,2X12 TCB SELF-TAPPING SCREW | 1 | PZ | VL1019A0 | VIBRATION PUMP | 1 | PZ | VL1047A1 | D6 PIPE HOLDER - D8 J.G. TERMINAL | 1 | PZ | VL1054B0 | ONE WASHING SYS INLET DISTRIBUTOR | 1 | PZ | VL1102A1 | DETERGENT LINE FILTER + BARBED VNR 6 MM | 1 | PZ | VL1128A0 | D6 BARBED CHECK VALVE | 2 | PZ |
| Code | Description | Qty | UOM | | | | | | | | | | | | | | | | | | | | | | | | | | | | | | | | | | | | | | | | | | | | | | | | | | | | | | | | | | | | | | | | | | | | | | |
| 0H2143A0 | LAMIERA BLOCCA VNR VL1128 | 2 | PZ | | | | | | | | | | | | | | | | | | | | | | | | | | | | | | | | | | | | | | | | | | | | | | | | | | | | | | | | | | | | | | | | | | | | | | |
| 0H2202A1 | ONE WASHING WITH STEAM VALVE SUPPORT | 1 | PZ | | | | | | | | | | | | | | | | | | | | | | | | | | | | | | | | | | | | | | | | | | | | | | | | | | | | | | | | | | | | | | | | | | | | | | |
| EL1440A0 | WATER SELF CLEANING VALVE | 1 | PZ | | | | | | | | | | | | | | | | | | | | | | | | | | | | | | | | | | | | | | | | | | | | | | | | | | | | | | | | | | | | | | | | | | | | | | |
| GN1526A0 | INT. D.=6.9 TH=1.8 O-RING | 3 | PZ | | | | | | | | | | | | | | | | | | | | | | | | | | | | | | | | | | | | | | | | | | | | | | | | | | | | | | | | | | | | | | | | | | | | | | |
| RC1018A0 | ZINC PLATED D12 ELASTIC CLAMP | 1 | PZ | | | | | | | | | | | | | | | | | | | | | | | | | | | | | | | | | | | | | | | | | | | | | | | | | | | | | | | | | | | | | | | | | | | | | | |
| RC1019A0 | D=10 ELASTIC CLAMP | 14 | PZ | | | | | | | | | | | | | | | | | | | | | | | | | | | | | | | | | | | | | | | | | | | | | | | | | | | | | | | | | | | | | | | | | | | | | | |
| RC1130A0 | 130X2,6 CLAM | 2 | PZ | | | | | | | | | | | | | | | | | | | | | | | | | | | | | | | | | | | | | | | | | | | | | | | | | | | | | | | | | | | | | | | | | | | | | | |
| RC1242A0 | D=10 CLOSED CAP | 2 | PZ | | | | | | | | | | | | | | | | | | | | | | | | | | | | | | | | | | | | | | | | | | | | | | | | | | | | | | | | | | | | | | | | | | | | | | |
| TB2820A0 | 6X10 EPDM PIPE FOR WASHING SYSTEM | 1.410 | M | | | | | | | | | | | | | | | | | | | | | | | | | | | | | | | | | | | | | | | | | | | | | | | | | | | | | | | | | | | | | | | | | | | | | | |
| TB3132A0 | WHITE-BLUE EPDM TEXTILE BRAID HOSE 6X12 | 0.670 | M | | | | | | | | | | | | | | | | | | | | | | | | | | | | | | | | | | | | | | | | | | | | | | | | | | | | | | | | | | | | | | | | | | | | | | |
| VI1220A1 | 4,2X12 TCB SELF-TAPPING SCREW | 1 | PZ | | | | | | | | | | | | | | | | | | | | | | | | | | | | | | | | | | | | | | | | | | | | | | | | | | | | | | | | | | | | | | | | | | | | | | |
| VL1019A0 | VIBRATION PUMP | 1 | PZ | | | | | | | | | | | | | | | | | | | | | | | | | | | | | | | | | | | | | | | | | | | | | | | | | | | | | | | | | | | | | | | | | | | | | | |
| VL1047A1 | D6 PIPE HOLDER - D8 J.G. TERMINAL | 1 | PZ | | | | | | | | | | | | | | | | | | | | | | | | | | | | | | | | | | | | | | | | | | | | | | | | | | | | | | | | | | | | | | | | | | | | | | |
| VL1054B0 | ONE WASHING SYS INLET DISTRIBUTOR | 1 | PZ | | | | | | | | | | | | | | | | | | | | | | | | | | | | | | | | | | | | | | | | | | | | | | | | | | | | | | | | | | | | | | | | | | | | | | |
| VL1102A1 | DETERGENT LINE FILTER + BARBED VNR 6 MM | 1 | PZ | | | | | | | | | | | | | | | | | | | | | | | | | | | | | | | | | | | | | | | | | | | | | | | | | | | | | | | | | | | | | | | | | | | | | | |
| VL1128A0 | D6 BARBED CHECK VALVE | 2 | PZ | | | | | | | | | | | | | | | | | | | | | | | | | | | | | | | | | | | | | | | | | | | | | | | | | | | | | | | | | | | | | | | | | | | | | | |


| COMPONENT | | | SPARE PART | | | | | | | | | | | | | | | | | | | | | | | | | | | | | | | | | | |
|-----------|--------------------------------------|---|------------|--------------------------------------|--|------|-------------|-----|-----|----------|--------------------------------------|---|----|----------|--------------------------------------|---|----|----------|-------------------------|---|----|----------|------------------------------|---|----|----------|-------------------------------------|---|----|----------|------------------------------------|---|----|----------|-------------------------------------|---|----|
| Code | Description | Image | Code | Description | Components list | | | | | | | | | | | | | | | | | | | | | | | | | | | | | | | | |
| VL1166A | BB6-AR6 L FITTING |  | KVL1182A | ONE CLEANING SYSTEM KIT (0311 EXC.) | <table border="1"> <thead> <tr> <th>Code</th> <th>Description</th> <th>Qty</th> <th>UOM</th> </tr> </thead> <tbody> <tr> <td>VL1128A1</td> <td>D6 BARBED CHECK VALVE</td> <td>2</td> <td>PZ</td> </tr> <tr> <td>VL1165A0</td> <td>BB6-AR6 STRAIGHT FITTING</td> <td>1</td> <td>PZ</td> </tr> <tr> <td>VL1166A0</td> <td>BB6-AR6 L FITTING</td> <td>1</td> <td>PZ</td> </tr> <tr> <td>VL1174C0</td> <td>D1.2 MM CALIBRATED NOZZLE</td> <td>1</td> <td>PZ</td> </tr> <tr> <td>VL1191A0</td> <td>ONE WASHING DISTRIBUTOR OUTLETS KIT</td> <td>1</td> <td>PZ</td> </tr> <tr> <td>VM1605A0</td> <td>CLIP TWIST LOCK DIAM. 10,2-12,7 MM</td> <td>3</td> <td>PZ</td> </tr> <tr> <td>VM2172A0</td> <td>PUMP-WITH-CIRCUIT RCUIT LOCKING PIN</td> <td>2</td> <td>PZ</td> </tr> </tbody> </table> | Code | Description | Qty | UOM | VL1128A1 | D6 BARBED CHECK VALVE | 2 | PZ | VL1165A0 | BB6-AR6 STRAIGHT FITTING | 1 | PZ | VL1166A0 | BB6-AR6 L FITTING | 1 | PZ | VL1174C0 | D1.2 MM CALIBRATED NOZZLE | 1 | PZ | VL1191A0 | ONE WASHING DISTRIBUTOR OUTLETS KIT | 1 | PZ | VM1605A0 | CLIP TWIST LOCK DIAM. 10,2-12,7 MM | 3 | PZ | VM2172A0 | PUMP-WITH-CIRCUIT RCUIT LOCKING PIN | 2 | PZ |
| Code | Description | Qty | UOM | | | | | | | | | | | | | | | | | | | | | | | | | | | | | | | | | | |
| VL1128A1 | D6 BARBED CHECK VALVE | 2 | PZ | | | | | | | | | | | | | | | | | | | | | | | | | | | | | | | | | | |
| VL1165A0 | BB6-AR6 STRAIGHT FITTING | 1 | PZ | | | | | | | | | | | | | | | | | | | | | | | | | | | | | | | | | | |
| VL1166A0 | BB6-AR6 L FITTING | 1 | PZ | | | | | | | | | | | | | | | | | | | | | | | | | | | | | | | | | | |
| VL1174C0 | D1.2 MM CALIBRATED NOZZLE | 1 | PZ | | | | | | | | | | | | | | | | | | | | | | | | | | | | | | | | | | |
| VL1191A0 | ONE WASHING DISTRIBUTOR OUTLETS KIT | 1 | PZ | | | | | | | | | | | | | | | | | | | | | | | | | | | | | | | | | | |
| VM1605A0 | CLIP TWIST LOCK DIAM. 10,2-12,7 MM | 3 | PZ | | | | | | | | | | | | | | | | | | | | | | | | | | | | | | | | | | |
| VM2172A0 | PUMP-WITH-CIRCUIT RCUIT LOCKING PIN | 2 | PZ | | | | | | | | | | | | | | | | | | | | | | | | | | | | | | | | | | |
| VM2172A | PUMP-WITH-CIRCUIT LOCKING PIN |  | VM2172A0 | PUMP-WITH-CIRCUIT LOCKING PIN | | | | | | | | | | | | | | | | | | | | | | | | | | | | | | | | | |
| VL1019A | VIBRATION PUMP |  | KVL2618A | 2 ROTOR ARMS ONE CLEANING SYSTEM KIT | <table border="1"> <thead> <tr> <th>Code</th> <th>Description</th> <th>Qty</th> <th>UOM</th> </tr> </thead> <tbody> <tr> <td>0H2202A1</td> <td>ONE WASHING WITH STEAM VALVE SUPPORT</td> <td>2</td> <td>PZ</td> </tr> <tr> <td>CE1030A0</td> <td>FEMALE FASTON COVER 6,3X0,8 0,5-1MMQ</td> <td>4</td> <td>PZ</td> </tr> <tr> <td>CE1395A0</td> <td>6,3 X 0,8 FEMALE FASTON</td> <td>2</td> <td>PZ</td> </tr> <tr> <td>CE1545A0</td> <td>BLUE UNIP AWG18 ST.3135 WIRE</td> <td>1</td> <td>M</td> </tr> <tr> <td>CE1570A0</td> <td>WHITE UNIP AWG18 ST.3135 WIRE</td> <td>1</td> <td>M</td> </tr> <tr> <td>CE1660A0</td> <td>6,3X0,8 FEMALE FASTON COVER</td> <td>4</td> <td>PZ</td> </tr> <tr> <td>CE1661A0</td> <td>MALE FASTON COVER 6,3X0,</td> <td>2</td> <td>PZ</td> </tr> </tbody> </table> | Code | Description | Qty | UOM | 0H2202A1 | ONE WASHING WITH STEAM VALVE SUPPORT | 2 | PZ | CE1030A0 | FEMALE FASTON COVER 6,3X0,8 0,5-1MMQ | 4 | PZ | CE1395A0 | 6,3 X 0,8 FEMALE FASTON | 2 | PZ | CE1545A0 | BLUE UNIP AWG18 ST.3135 WIRE | 1 | M | CE1570A0 | WHITE UNIP AWG18 ST.3135 WIRE | 1 | M | CE1660A0 | 6,3X0,8 FEMALE FASTON COVER | 4 | PZ | CE1661A0 | MALE FASTON COVER 6,3X0, | 2 | PZ |
| Code | Description | Qty | UOM | | | | | | | | | | | | | | | | | | | | | | | | | | | | | | | | | | |
| 0H2202A1 | ONE WASHING WITH STEAM VALVE SUPPORT | 2 | PZ | | | | | | | | | | | | | | | | | | | | | | | | | | | | | | | | | | |
| CE1030A0 | FEMALE FASTON COVER 6,3X0,8 0,5-1MMQ | 4 | PZ | | | | | | | | | | | | | | | | | | | | | | | | | | | | | | | | | | |
| CE1395A0 | 6,3 X 0,8 FEMALE FASTON | 2 | PZ | | | | | | | | | | | | | | | | | | | | | | | | | | | | | | | | | | |
| CE1545A0 | BLUE UNIP AWG18 ST.3135 WIRE | 1 | M | | | | | | | | | | | | | | | | | | | | | | | | | | | | | | | | | | |
| CE1570A0 | WHITE UNIP AWG18 ST.3135 WIRE | 1 | M | | | | | | | | | | | | | | | | | | | | | | | | | | | | | | | | | | |
| CE1660A0 | 6,3X0,8 FEMALE FASTON COVER | 4 | PZ | | | | | | | | | | | | | | | | | | | | | | | | | | | | | | | | | | |
| CE1661A0 | MALE FASTON COVER 6,3X0, | 2 | PZ | | | | | | | | | | | | | | | | | | | | | | | | | | | | | | | | | | |


| COMPONENT | | | SPARE PART | | | | | | | | | | | | | | | | | | | | | | | | | | | | | | | | | | | | | | | | | | | | | | | | | | | | | | | | | | | | | | | | | | | | | | | | | | | | | | | | | | |
|-----------|--|---|------------|--|--|------|-------------|-----|-----|----------|--|---|----|----------|---------------------------------|---|----|----------|-----------------------------|---|----|----------|--|-------|---|----------|-------------------------------------|---|----|----------|-----------------------|----|----|----------|--------------|---|----|----------|--------------------|---|----|----------|--|-------|---|----------|--|-------|---|----------|--------------------------------------|---|----|----------|-------------------|---|----|----------|---|---|----|----------|--|---|----|----------|--|---|----|----------|-----------------------------------|---|----|----------|--------------------------|---|----|----------|--------------------------------|---|----|----------|----------------------|---|----|
| Code | Description | Image | Code | Description | Components list | | | | | | | | | | | | | | | | | | | | | | | | | | | | | | | | | | | | | | | | | | | | | | | | | | | | | | | | | | | | | | | | | | | | | | | | | | | | | | | | |
| VL1019A | VIBRATION PUMP |  | KVL2618A | 2 ROTOR ARMS ONE CLEANING SYSTEM KIT | <table border="1"> <thead> <tr> <th>Code</th> <th>Description</th> <th>Qty</th> <th>UOM</th> </tr> </thead> <tbody> <tr> <td>EL1020A1</td> <td>D8 INTERMEDIAT E T-SHAPED FITTING</td> <td>1</td> <td>PZ</td> </tr> <tr> <td>EL1440A0</td> <td>WATER SELF CLEANING VALVE</td> <td>2</td> <td>PZ</td> </tr> <tr> <td>GN1526A0</td> <td>INT. D.=6.9 TH=1.8 O-RIN</td> <td>6</td> <td>PZ</td> </tr> <tr> <td>IP1385A1</td> <td>CORNER POLYSTYREN E PACKING 110X80X2000</td> <td>0.500</td> <td>M</td> </tr> <tr> <td>RC1018A0</td> <td>ZINC PLATED D12 ELASTIC CLAMP</td> <td>4</td> <td>PZ</td> </tr> <tr> <td>RC1019A0</td> <td>D=10 ELASTIC CLAMP</td> <td>31</td> <td>PZ</td> </tr> <tr> <td>RC1130A0</td> <td>130X2,6 CLAM</td> <td>4</td> <td>PZ</td> </tr> <tr> <td>RC1242A0</td> <td>D=10 CLOSED CAP</td> <td>4</td> <td>PZ</td> </tr> <tr> <td>TB2820A0</td> <td>6X10 EPDM PIPE FOR WASHING SYSTEM</td> <td>2.920</td> <td>M</td> </tr> <tr> <td>TB3132A0</td> <td>WHITE-BLUE EPDM TEXTILE BRAID HOSE 6X12</td> <td>1.340</td> <td>M</td> </tr> <tr> <td>VI1220A1</td> <td>4,2X12 TCB SELF-TAPPIN G SCREW</td> <td>2</td> <td>PZ</td> </tr> <tr> <td>VL1019A0</td> <td>VIBRATION PUMP</td> <td>2</td> <td>PZ</td> </tr> <tr> <td>VL1047A1</td> <td>D6 PIPE HOLDER - D8 J.G. TERMINAL</td> <td>2</td> <td>PZ</td> </tr> <tr> <td>VL1054B0</td> <td>ONE WASHING SYS INLET DISTRIBUTOR</td> <td>2</td> <td>PZ</td> </tr> <tr> <td>VL1102A1</td> <td>DETERGENT LINE FILTER + BARBED VNR 6 MM</td> <td>2</td> <td>PZ</td> </tr> <tr> <td>VL1127A1</td> <td>6MM BARBED T-SHAPED FITTING</td> <td>1</td> <td>PZ</td> </tr> <tr> <td>VL1128A1</td> <td>D6 BARBED CHECK VALVE</td> <td>4</td> <td>PZ</td> </tr> <tr> <td>VL1165A0</td> <td>BB6-AR6 STRAIGHT FITTING</td> <td>2</td> <td>PZ</td> </tr> <tr> <td>VL1166A0</td> <td>BB6-AR6 L FITTING</td> <td>2</td> <td>PZ</td> </tr> </tbody> </table> | Code | Description | Qty | UOM | EL1020A1 | D8 INTERMEDIAT E T-SHAPED FITTING | 1 | PZ | EL1440A0 | WATER SELF CLEANING VALVE | 2 | PZ | GN1526A0 | INT. D.=6.9 TH=1.8 O-RIN | 6 | PZ | IP1385A1 | CORNER POLYSTYREN E PACKING 110X80X2000 | 0.500 | M | RC1018A0 | ZINC PLATED D12 ELASTIC CLAMP | 4 | PZ | RC1019A0 | D=10 ELASTIC CLAMP | 31 | PZ | RC1130A0 | 130X2,6 CLAM | 4 | PZ | RC1242A0 | D=10 CLOSED CAP | 4 | PZ | TB2820A0 | 6X10 EPDM PIPE FOR WASHING SYSTEM | 2.920 | M | TB3132A0 | WHITE-BLUE EPDM TEXTILE BRAID HOSE 6X12 | 1.340 | M | VI1220A1 | 4,2X12 TCB SELF-TAPPIN G SCREW | 2 | PZ | VL1019A0 | VIBRATION PUMP | 2 | PZ | VL1047A1 | D6 PIPE HOLDER - D8 J.G. TERMINAL | 2 | PZ | VL1054B0 | ONE WASHING SYS INLET DISTRIBUTOR | 2 | PZ | VL1102A1 | DETERGENT LINE FILTER + BARBED VNR 6 MM | 2 | PZ | VL1127A1 | 6MM BARBED T-SHAPED FITTING | 1 | PZ | VL1128A1 | D6 BARBED CHECK VALVE | 4 | PZ | VL1165A0 | BB6-AR6 STRAIGHT FITTING | 2 | PZ | VL1166A0 | BB6-AR6 L FITTING | 2 | PZ |
| Code | Description | Qty | UOM | | | | | | | | | | | | | | | | | | | | | | | | | | | | | | | | | | | | | | | | | | | | | | | | | | | | | | | | | | | | | | | | | | | | | | | | | | | | | | | | | | |
| EL1020A1 | D8 INTERMEDIAT E T-SHAPED FITTING | 1 | PZ | | | | | | | | | | | | | | | | | | | | | | | | | | | | | | | | | | | | | | | | | | | | | | | | | | | | | | | | | | | | | | | | | | | | | | | | | | | | | | | | | | |
| EL1440A0 | WATER SELF CLEANING VALVE | 2 | PZ | | | | | | | | | | | | | | | | | | | | | | | | | | | | | | | | | | | | | | | | | | | | | | | | | | | | | | | | | | | | | | | | | | | | | | | | | | | | | | | | | | |
| GN1526A0 | INT. D.=6.9 TH=1.8 O-RIN | 6 | PZ | | | | | | | | | | | | | | | | | | | | | | | | | | | | | | | | | | | | | | | | | | | | | | | | | | | | | | | | | | | | | | | | | | | | | | | | | | | | | | | | | | |
| IP1385A1 | CORNER POLYSTYREN E PACKING 110X80X2000 | 0.500 | M | | | | | | | | | | | | | | | | | | | | | | | | | | | | | | | | | | | | | | | | | | | | | | | | | | | | | | | | | | | | | | | | | | | | | | | | | | | | | | | | | | |
| RC1018A0 | ZINC PLATED D12 ELASTIC CLAMP | 4 | PZ | | | | | | | | | | | | | | | | | | | | | | | | | | | | | | | | | | | | | | | | | | | | | | | | | | | | | | | | | | | | | | | | | | | | | | | | | | | | | | | | | | |
| RC1019A0 | D=10 ELASTIC CLAMP | 31 | PZ | | | | | | | | | | | | | | | | | | | | | | | | | | | | | | | | | | | | | | | | | | | | | | | | | | | | | | | | | | | | | | | | | | | | | | | | | | | | | | | | | | |
| RC1130A0 | 130X2,6 CLAM | 4 | PZ | | | | | | | | | | | | | | | | | | | | | | | | | | | | | | | | | | | | | | | | | | | | | | | | | | | | | | | | | | | | | | | | | | | | | | | | | | | | | | | | | | |
| RC1242A0 | D=10 CLOSED CAP | 4 | PZ | | | | | | | | | | | | | | | | | | | | | | | | | | | | | | | | | | | | | | | | | | | | | | | | | | | | | | | | | | | | | | | | | | | | | | | | | | | | | | | | | | |
| TB2820A0 | 6X10 EPDM PIPE FOR WASHING SYSTEM | 2.920 | M | | | | | | | | | | | | | | | | | | | | | | | | | | | | | | | | | | | | | | | | | | | | | | | | | | | | | | | | | | | | | | | | | | | | | | | | | | | | | | | | | | |
| TB3132A0 | WHITE-BLUE EPDM TEXTILE BRAID HOSE 6X12 | 1.340 | M | | | | | | | | | | | | | | | | | | | | | | | | | | | | | | | | | | | | | | | | | | | | | | | | | | | | | | | | | | | | | | | | | | | | | | | | | | | | | | | | | | |
| VI1220A1 | 4,2X12 TCB SELF-TAPPIN G SCREW | 2 | PZ | | | | | | | | | | | | | | | | | | | | | | | | | | | | | | | | | | | | | | | | | | | | | | | | | | | | | | | | | | | | | | | | | | | | | | | | | | | | | | | | | | |
| VL1019A0 | VIBRATION PUMP | 2 | PZ | | | | | | | | | | | | | | | | | | | | | | | | | | | | | | | | | | | | | | | | | | | | | | | | | | | | | | | | | | | | | | | | | | | | | | | | | | | | | | | | | | |
| VL1047A1 | D6 PIPE HOLDER - D8 J.G. TERMINAL | 2 | PZ | | | | | | | | | | | | | | | | | | | | | | | | | | | | | | | | | | | | | | | | | | | | | | | | | | | | | | | | | | | | | | | | | | | | | | | | | | | | | | | | | | |
| VL1054B0 | ONE WASHING SYS INLET DISTRIBUTOR | 2 | PZ | | | | | | | | | | | | | | | | | | | | | | | | | | | | | | | | | | | | | | | | | | | | | | | | | | | | | | | | | | | | | | | | | | | | | | | | | | | | | | | | | | |
| VL1102A1 | DETERGENT LINE FILTER + BARBED VNR 6 MM | 2 | PZ | | | | | | | | | | | | | | | | | | | | | | | | | | | | | | | | | | | | | | | | | | | | | | | | | | | | | | | | | | | | | | | | | | | | | | | | | | | | | | | | | | |
| VL1127A1 | 6MM BARBED T-SHAPED FITTING | 1 | PZ | | | | | | | | | | | | | | | | | | | | | | | | | | | | | | | | | | | | | | | | | | | | | | | | | | | | | | | | | | | | | | | | | | | | | | | | | | | | | | | | | | |
| VL1128A1 | D6 BARBED CHECK VALVE | 4 | PZ | | | | | | | | | | | | | | | | | | | | | | | | | | | | | | | | | | | | | | | | | | | | | | | | | | | | | | | | | | | | | | | | | | | | | | | | | | | | | | | | | | |
| VL1165A0 | BB6-AR6 STRAIGHT FITTING | 2 | PZ | | | | | | | | | | | | | | | | | | | | | | | | | | | | | | | | | | | | | | | | | | | | | | | | | | | | | | | | | | | | | | | | | | | | | | | | | | | | | | | | | | |
| VL1166A0 | BB6-AR6 L FITTING | 2 | PZ | | | | | | | | | | | | | | | | | | | | | | | | | | | | | | | | | | | | | | | | | | | | | | | | | | | | | | | | | | | | | | | | | | | | | | | | | | | | | | | | | | |


| COMPONENT | | | SPARE PART | | | | | | | | | | | | | | | | | | | | | | | | | | | | | | | | | | | | | | | | | | | | | | | | | | | | | | | | | | | | | | | |
|-----------|--|---|------------|--|---|------|-------------|-----|-----|----------|---------------------------------|---|----|----------|--|-----------------------------|----|----------|--------------------------------------|-------------------------------------|----|----|----------|-----------------------|----|----|----------|------------------------|---|----|----------|--------------------|---|----|----------|--|-------|---|----------|--|-------|---|----------|--------------------------------------|---|----|----------|-------------------|---|----|----------|---|---|----|----------|--|---|----|----------|--|---|----|----------|-----------------------------------|---|----|
| Code | Description | Image | Code | Description | Components list | | | | | | | | | | | | | | | | | | | | | | | | | | | | | | | | | | | | | | | | | | | | | | | | | | | | | | | | | | | | | |
| VL1019A | VIBRATION PUMP |  | KVL2618A | 2 ROTOR ARMS ONE CLEANING SYSTEM KIT | <table border="1"> <thead> <tr> <th>Code</th> <th>Description</th> <th>Qty</th> <th>UOM</th> </tr> </thead> <tbody> <tr> <td>VL1174C0</td> <td>D1.2 MM CALIBRATED NOZZLE</td> <td>2</td> <td>PZ</td> </tr> <tr> <td>VL1191A0</td> <td>ONE WASHING DISTRIBUTOR OUTLETS KIT</td> <td>2</td> <td>PZ</td> </tr> <tr> <td>VM2172A0</td> <td>PUMP-WITH-CI RCUIT LOCKING PIN</td> <td>4</td> <td>PZ</td> </tr> </tbody> </table> | Code | Description | Qty | UOM | VL1174C0 | D1.2 MM CALIBRATED NOZZLE | 2 | PZ | VL1191A0 | ONE WASHING DISTRIBUTOR OUTLETS KIT | 2 | PZ | VM2172A0 | PUMP-WITH-CI RCUIT LOCKING PIN | 4 | PZ | | | | | | | | | | | | | | | | | | | | | | | | | | | | | | | | | | | | | | | | | | | | | |
| | | | Code | Description | Qty | UOM | | | | | | | | | | | | | | | | | | | | | | | | | | | | | | | | | | | | | | | | | | | | | | | | | | | | | | | | | | | | |
| VL1174C0 | D1.2 MM CALIBRATED NOZZLE | 2 | PZ | | | | | | | | | | | | | | | | | | | | | | | | | | | | | | | | | | | | | | | | | | | | | | | | | | | | | | | | | | | | | | | |
| VL1191A0 | ONE WASHING DISTRIBUTOR OUTLETS KIT | 2 | PZ | | | | | | | | | | | | | | | | | | | | | | | | | | | | | | | | | | | | | | | | | | | | | | | | | | | | | | | | | | | | | | | |
| VM2172A0 | PUMP-WITH-CI RCUIT LOCKING PIN | 4 | PZ | | | | | | | | | | | | | | | | | | | | | | | | | | | | | | | | | | | | | | | | | | | | | | | | | | | | | | | | | | | | | | | |
| KVL1225A | US HOOD WASHING SYSTEM KIT | <table border="1"> <thead> <tr> <th>Code</th> <th>Description</th> <th>Qty</th> <th>UOM</th> </tr> </thead> <tbody> <tr> <td>0H2213A1</td> <td></td> <td>1</td> <td>PZ</td> </tr> <tr> <td>EL1450A0</td> <td>US SELF-CLEANIN G WATER SOLENOID</td> <td>2</td> <td>PZ</td> </tr> <tr> <td>GN1526A0</td> <td>INT. D.=6.9 TH=1.8 O-RIN</td> <td>5</td> <td>PZ</td> </tr> <tr> <td>RC1018A0</td> <td>ZINC PLATED D12 ELASTIC CLAMP</td> <td>5</td> <td>PZ</td> </tr> <tr> <td>RC1019A0</td> <td>D=10 ELASTIC CLAMP</td> <td>16</td> <td>PZ</td> </tr> <tr> <td>RC1131A0</td> <td>200X2.6 BLACK CLAMP</td> <td>1</td> <td>PZ</td> </tr> <tr> <td>RC1242A0</td> <td>D=10 CLOSED CAP</td> <td>2</td> <td>PZ</td> </tr> <tr> <td>TB2820A0</td> <td>6X10 EPDM PIPE FOR WASHING SYSTEM</td> <td>2.240</td> <td>M</td> </tr> <tr> <td>TB3132A0</td> <td>WHITE-BLUE EPDM TEXTILE BRAID HOSE 6X12</td> <td>0.440</td> <td>M</td> </tr> <tr> <td>VI1220A1</td> <td>4,2X12 TCB SELF-TAPPIN G SCREW</td> <td>3</td> <td>PZ</td> </tr> <tr> <td>VL1019A0</td> <td>VIBRATION PUMP</td> <td>1</td> <td>PZ</td> </tr> <tr> <td>VL1047A1</td> <td>D6 PIPE HOLDER - D8 J.G. TERMINAL</td> <td>1</td> <td>PZ</td> </tr> <tr> <td>VL1054B0</td> <td>ONE WASHING SYS INLET DISTRIBUTOR</td> <td>1</td> <td>PZ</td> </tr> <tr> <td>VL1102A1</td> <td>DETERGENT LINE FILTER + BARBED VNR 6 MM</td> <td>1</td> <td>PZ</td> </tr> <tr> <td>VL1127A1</td> <td>6MM BARBED T-SHAPED FITTING</td> <td>1</td> <td>PZ</td> </tr> </tbody> </table> | Code | Description | Qty | UOM | 0H2213A1 | | 1 | PZ | EL1450A0 | US SELF-CLEANIN G WATER SOLENOID | 2 | PZ | GN1526A0 | INT. D.=6.9 TH=1.8 O-RIN | 5 | PZ | RC1018A0 | ZINC PLATED D12 ELASTIC CLAMP | 5 | PZ | RC1019A0 | D=10 ELASTIC CLAMP | 16 | PZ | RC1131A0 | 200X2.6 BLACK CLAMP | 1 | PZ | RC1242A0 | D=10 CLOSED CAP | 2 | PZ | TB2820A0 | 6X10 EPDM PIPE FOR WASHING SYSTEM | 2.240 | M | TB3132A0 | WHITE-BLUE EPDM TEXTILE BRAID HOSE 6X12 | 0.440 | M | VI1220A1 | 4,2X12 TCB SELF-TAPPIN G SCREW | 3 | PZ | VL1019A0 | VIBRATION PUMP | 1 | PZ | VL1047A1 | D6 PIPE HOLDER - D8 J.G. TERMINAL | 1 | PZ | VL1054B0 | ONE WASHING SYS INLET DISTRIBUTOR | 1 | PZ | VL1102A1 | DETERGENT LINE FILTER + BARBED VNR 6 MM | 1 | PZ | VL1127A1 | 6MM BARBED T-SHAPED FITTING | 1 | PZ |
| Code | Description | Qty | UOM | | | | | | | | | | | | | | | | | | | | | | | | | | | | | | | | | | | | | | | | | | | | | | | | | | | | | | | | | | | | | | | |
| 0H2213A1 | | 1 | PZ | | | | | | | | | | | | | | | | | | | | | | | | | | | | | | | | | | | | | | | | | | | | | | | | | | | | | | | | | | | | | | | |
| EL1450A0 | US SELF-CLEANIN G WATER SOLENOID | 2 | PZ | | | | | | | | | | | | | | | | | | | | | | | | | | | | | | | | | | | | | | | | | | | | | | | | | | | | | | | | | | | | | | | |
| GN1526A0 | INT. D.=6.9 TH=1.8 O-RIN | 5 | PZ | | | | | | | | | | | | | | | | | | | | | | | | | | | | | | | | | | | | | | | | | | | | | | | | | | | | | | | | | | | | | | | |
| RC1018A0 | ZINC PLATED D12 ELASTIC CLAMP | 5 | PZ | | | | | | | | | | | | | | | | | | | | | | | | | | | | | | | | | | | | | | | | | | | | | | | | | | | | | | | | | | | | | | | |
| RC1019A0 | D=10 ELASTIC CLAMP | 16 | PZ | | | | | | | | | | | | | | | | | | | | | | | | | | | | | | | | | | | | | | | | | | | | | | | | | | | | | | | | | | | | | | | |
| RC1131A0 | 200X2.6 BLACK CLAMP | 1 | PZ | | | | | | | | | | | | | | | | | | | | | | | | | | | | | | | | | | | | | | | | | | | | | | | | | | | | | | | | | | | | | | | |
| RC1242A0 | D=10 CLOSED CAP | 2 | PZ | | | | | | | | | | | | | | | | | | | | | | | | | | | | | | | | | | | | | | | | | | | | | | | | | | | | | | | | | | | | | | | |
| TB2820A0 | 6X10 EPDM PIPE FOR WASHING SYSTEM | 2.240 | M | | | | | | | | | | | | | | | | | | | | | | | | | | | | | | | | | | | | | | | | | | | | | | | | | | | | | | | | | | | | | | | |
| TB3132A0 | WHITE-BLUE EPDM TEXTILE BRAID HOSE 6X12 | 0.440 | M | | | | | | | | | | | | | | | | | | | | | | | | | | | | | | | | | | | | | | | | | | | | | | | | | | | | | | | | | | | | | | | |
| VI1220A1 | 4,2X12 TCB SELF-TAPPIN G SCREW | 3 | PZ | | | | | | | | | | | | | | | | | | | | | | | | | | | | | | | | | | | | | | | | | | | | | | | | | | | | | | | | | | | | | | | |
| VL1019A0 | VIBRATION PUMP | 1 | PZ | | | | | | | | | | | | | | | | | | | | | | | | | | | | | | | | | | | | | | | | | | | | | | | | | | | | | | | | | | | | | | | |
| VL1047A1 | D6 PIPE HOLDER - D8 J.G. TERMINAL | 1 | PZ | | | | | | | | | | | | | | | | | | | | | | | | | | | | | | | | | | | | | | | | | | | | | | | | | | | | | | | | | | | | | | | |
| VL1054B0 | ONE WASHING SYS INLET DISTRIBUTOR | 1 | PZ | | | | | | | | | | | | | | | | | | | | | | | | | | | | | | | | | | | | | | | | | | | | | | | | | | | | | | | | | | | | | | | |
| VL1102A1 | DETERGENT LINE FILTER + BARBED VNR 6 MM | 1 | PZ | | | | | | | | | | | | | | | | | | | | | | | | | | | | | | | | | | | | | | | | | | | | | | | | | | | | | | | | | | | | | | | |
| VL1127A1 | 6MM BARBED T-SHAPED FITTING | 1 | PZ | | | | | | | | | | | | | | | | | | | | | | | | | | | | | | | | | | | | | | | | | | | | | | | | | | | | | | | | | | | | | | | |


| COMPONENT | | | SPARE PART | | | | | | | | | | | | | | | | | | | | | | | | | | | | | | | | | | | | | | | | | | | | | | | | | | | |
|-----------|---|---|------------|----------------------------|---|------|-------------|-----|-----|----------|-----------------------|---------------------------|----|----------|--------------------------|--------------------------|----|----------|-------------------|-------------------------------|----|----------|---------------------------|--------------------|----|----------|-------------------------------------|-----------------|----|----------|------------------------------------|-----------------------------------|-------|----------|--------------------------------|---|-------|---|----------|--------------------------------|---|----|----------|----------------|---|----|----------|-----------------------------------|---|----|----------|-----------------------------------|---|----|
| Code | Description | Image | Code | Description | Components list | | | | | | | | | | | | | | | | | | | | | | | | | | | | | | | | | | | | | | | | | | | | | | | | | |
| VL1019A | VIBRATION PUMP |  | KVL1225A | US HOOD WASHING SYSTEM KIT | <table border="1"> <thead> <tr> <th>Code</th> <th>Description</th> <th>Qty</th> <th>UOM</th> </tr> </thead> <tbody> <tr> <td>VL1128A1</td> <td>D6 BARBED CHECK VALVE</td> <td>2</td> <td>PZ</td> </tr> <tr> <td>VL1165A0</td> <td>BB6-AR6 STRAIGHT FITTING</td> <td>2</td> <td>PZ</td> </tr> <tr> <td>VL1166A0</td> <td>BB6-AR6 L FITTING</td> <td>2</td> <td>PZ</td> </tr> <tr> <td>VL1174C0</td> <td>D1.2 MM CALIBRATED NOZZLE</td> <td>1</td> <td>PZ</td> </tr> <tr> <td>VL1191A0</td> <td>ONE WASHING DISTRIBUTOR OUTLETS KIT</td> <td>1</td> <td>PZ</td> </tr> <tr> <td>VM1605A0</td> <td>CLIP TWIST LOCK DIAM. 10,2-12,7 MM</td> <td>2</td> <td>PZ</td> </tr> <tr> <td>VM2172A0</td> <td>PUMP-WITH-CI RCUIT LOCKING PIN</td> <td>5</td> <td>PZ</td> </tr> </tbody> </table> | Code | Description | Qty | UOM | VL1128A1 | D6 BARBED CHECK VALVE | 2 | PZ | VL1165A0 | BB6-AR6 STRAIGHT FITTING | 2 | PZ | VL1166A0 | BB6-AR6 L FITTING | 2 | PZ | VL1174C0 | D1.2 MM CALIBRATED NOZZLE | 1 | PZ | VL1191A0 | ONE WASHING DISTRIBUTOR OUTLETS KIT | 1 | PZ | VM1605A0 | CLIP TWIST LOCK DIAM. 10,2-12,7 MM | 2 | PZ | VM2172A0 | PUMP-WITH-CI RCUIT LOCKING PIN | 5 | PZ | | | | | | | | | | | | | | | | | |
| | | | Code | Description | Qty | UOM | | | | | | | | | | | | | | | | | | | | | | | | | | | | | | | | | | | | | | | | | | | | | | | | |
| VL1128A1 | D6 BARBED CHECK VALVE | 2 | PZ | | | | | | | | | | | | | | | | | | | | | | | | | | | | | | | | | | | | | | | | | | | | | | | | | | | |
| VL1165A0 | BB6-AR6 STRAIGHT FITTING | 2 | PZ | | | | | | | | | | | | | | | | | | | | | | | | | | | | | | | | | | | | | | | | | | | | | | | | | | | |
| VL1166A0 | BB6-AR6 L FITTING | 2 | PZ | | | | | | | | | | | | | | | | | | | | | | | | | | | | | | | | | | | | | | | | | | | | | | | | | | | |
| VL1174C0 | D1.2 MM CALIBRATED NOZZLE | 1 | PZ | | | | | | | | | | | | | | | | | | | | | | | | | | | | | | | | | | | | | | | | | | | | | | | | | | | |
| VL1191A0 | ONE WASHING DISTRIBUTOR OUTLETS KIT | 1 | PZ | | | | | | | | | | | | | | | | | | | | | | | | | | | | | | | | | | | | | | | | | | | | | | | | | | | |
| VM1605A0 | CLIP TWIST LOCK DIAM. 10,2-12,7 MM | 2 | PZ | | | | | | | | | | | | | | | | | | | | | | | | | | | | | | | | | | | | | | | | | | | | | | | | | | | |
| VM2172A0 | PUMP-WITH-CI RCUIT LOCKING PIN | 5 | PZ | | | | | | | | | | | | | | | | | | | | | | | | | | | | | | | | | | | | | | | | | | | | | | | | | | | |
| KVL1222A | EUR 0311 ONE PLUS CLEANING SYSTEM KIT | <table border="1"> <thead> <tr> <th>Code</th> <th>Description</th> <th>Qty</th> <th>UOM</th> </tr> </thead> <tbody> <tr> <td>0H2486A0</td> <td></td> <td>1</td> <td>PZ</td> </tr> <tr> <td>EL1440A0</td> <td>WATER SELF CLEANING VALVE</td> <td>1</td> <td>PZ</td> </tr> <tr> <td>GN1526A0</td> <td>INT. D.=6.9 TH=1.8 O-RIN</td> <td>3</td> <td>PZ</td> </tr> <tr> <td>RC1018A0</td> <td>ZINC PLATED D12 ELASTIC CLAMP</td> <td>2</td> <td>PZ</td> </tr> <tr> <td>RC1019A0</td> <td>D=10 ELASTIC CLAMP</td> <td>14</td> <td>PZ</td> </tr> <tr> <td>RC1242A0</td> <td>D=10 CLOSED CAP</td> <td>2</td> <td>PZ</td> </tr> <tr> <td>TB2820A0</td> <td>6X10 EPDM PIPE FOR WASHING SYSTEM</td> <td>1.460</td> <td>M</td> </tr> <tr> <td>TB3132A0</td> <td>WHITE-BLUE EPDM TEXTILE BRAID HOSE 6X12</td> <td>0.670</td> <td>M</td> </tr> <tr> <td>VI1220A1</td> <td>4,2X12 TCB SELF-TAPPIN G SCREW</td> <td>4</td> <td>PZ</td> </tr> <tr> <td>VL1019A0</td> <td>VIBRATION PUMP</td> <td>1</td> <td>PZ</td> </tr> <tr> <td>VL1047A1</td> <td>D6 PIPE HOLDER - D8 J.G. TERMINAL</td> <td>1</td> <td>PZ</td> </tr> <tr> <td>VL1054B0</td> <td>ONE WASHING SYS INLET DISTRIBUTOR</td> <td>1</td> <td>PZ</td> </tr> </tbody> </table> | Code | Description | Qty | UOM | 0H2486A0 | | 1 | PZ | EL1440A0 | WATER SELF CLEANING VALVE | 1 | PZ | GN1526A0 | INT. D.=6.9 TH=1.8 O-RIN | 3 | PZ | RC1018A0 | ZINC PLATED D12 ELASTIC CLAMP | 2 | PZ | RC1019A0 | D=10 ELASTIC CLAMP | 14 | PZ | RC1242A0 | D=10 CLOSED CAP | 2 | PZ | TB2820A0 | 6X10 EPDM PIPE FOR WASHING SYSTEM | 1.460 | M | TB3132A0 | WHITE-BLUE EPDM TEXTILE BRAID HOSE 6X12 | 0.670 | M | VI1220A1 | 4,2X12 TCB SELF-TAPPIN G SCREW | 4 | PZ | VL1019A0 | VIBRATION PUMP | 1 | PZ | VL1047A1 | D6 PIPE HOLDER - D8 J.G. TERMINAL | 1 | PZ | VL1054B0 | ONE WASHING SYS INLET DISTRIBUTOR | 1 | PZ |
| Code | Description | Qty | UOM | | | | | | | | | | | | | | | | | | | | | | | | | | | | | | | | | | | | | | | | | | | | | | | | | | | |
| 0H2486A0 | | 1 | PZ | | | | | | | | | | | | | | | | | | | | | | | | | | | | | | | | | | | | | | | | | | | | | | | | | | | |
| EL1440A0 | WATER SELF CLEANING VALVE | 1 | PZ | | | | | | | | | | | | | | | | | | | | | | | | | | | | | | | | | | | | | | | | | | | | | | | | | | | |
| GN1526A0 | INT. D.=6.9 TH=1.8 O-RIN | 3 | PZ | | | | | | | | | | | | | | | | | | | | | | | | | | | | | | | | | | | | | | | | | | | | | | | | | | | |
| RC1018A0 | ZINC PLATED D12 ELASTIC CLAMP | 2 | PZ | | | | | | | | | | | | | | | | | | | | | | | | | | | | | | | | | | | | | | | | | | | | | | | | | | | |
| RC1019A0 | D=10 ELASTIC CLAMP | 14 | PZ | | | | | | | | | | | | | | | | | | | | | | | | | | | | | | | | | | | | | | | | | | | | | | | | | | | |
| RC1242A0 | D=10 CLOSED CAP | 2 | PZ | | | | | | | | | | | | | | | | | | | | | | | | | | | | | | | | | | | | | | | | | | | | | | | | | | | |
| TB2820A0 | 6X10 EPDM PIPE FOR WASHING SYSTEM | 1.460 | M | | | | | | | | | | | | | | | | | | | | | | | | | | | | | | | | | | | | | | | | | | | | | | | | | | | |
| TB3132A0 | WHITE-BLUE EPDM TEXTILE BRAID HOSE 6X12 | 0.670 | M | | | | | | | | | | | | | | | | | | | | | | | | | | | | | | | | | | | | | | | | | | | | | | | | | | | |
| VI1220A1 | 4,2X12 TCB SELF-TAPPIN G SCREW | 4 | PZ | | | | | | | | | | | | | | | | | | | | | | | | | | | | | | | | | | | | | | | | | | | | | | | | | | | |
| VL1019A0 | VIBRATION PUMP | 1 | PZ | | | | | | | | | | | | | | | | | | | | | | | | | | | | | | | | | | | | | | | | | | | | | | | | | | | |
| VL1047A1 | D6 PIPE HOLDER - D8 J.G. TERMINAL | 1 | PZ | | | | | | | | | | | | | | | | | | | | | | | | | | | | | | | | | | | | | | | | | | | | | | | | | | | |
| VL1054B0 | ONE WASHING SYS INLET DISTRIBUTOR | 1 | PZ | | | | | | | | | | | | | | | | | | | | | | | | | | | | | | | | | | | | | | | | | | | | | | | | | | | |

| COMPONENT | | | SPARE PART | | | | | | | | | | | | | | | | | | | | | | | | | | | | | | | | | | | | | | | | | | | | | | | | | | | |
|-----------|--|---|------------|---------------------------------------|--|------|-------------|-----|-----|----------|--|---|----|----------|--------------------------|--|----|----------|--------------------------------|-----------------------------|----|----------|----------------------|-------------------------------------|----|----------|---------------------------------|-----------------------|----|----------|--|--------------|----|----------|--------------------------------------|------------------------|----|----|----------|--------------------|---|----|----------|--|---|----|----------|--|-------|---|----------|--|-------|---|
| Code | Description | Image | Code | Description | Components list | | | | | | | | | | | | | | | | | | | | | | | | | | | | | | | | | | | | | | | | | | | | | | | | | |
| VL1019A | VIBRATION PUMP |  | KVL1222A | EUR 0311 ONE PLUS CLEANING SYSTEM KIT | <table border="1"> <thead> <tr> <th>Code</th> <th>Description</th> <th>Qty</th> <th>UOM</th> </tr> </thead> <tbody> <tr> <td>VL1102A1</td> <td>DETERGENT LINE FILTER + BARBED VNR 6 MM</td> <td>1</td> <td>PZ</td> </tr> <tr> <td>VL1128A1</td> <td>D6 BARBED CHECK VALVE</td> <td>2</td> <td>PZ</td> </tr> <tr> <td>VL1165A0</td> <td>BB6-AR6 STRAIGHT FITTING</td> <td>1</td> <td>PZ</td> </tr> <tr> <td>VL1166A0</td> <td>BB6-AR6 L FITTING</td> <td>1</td> <td>PZ</td> </tr> <tr> <td>VL1174C0</td> <td>D1.2 MM CALIBRATED NOZZLE</td> <td>1</td> <td>PZ</td> </tr> <tr> <td>VL1191A0</td> <td>ONE WASHING DISTRIBUTOR OUTLETS KIT</td> <td>1</td> <td>PZ</td> </tr> <tr> <td>VM2172A0</td> <td>PUMP-WITH-CI RCUIT LOCKING PIN</td> <td>3</td> <td>PZ</td> </tr> </tbody> </table> | Code | Description | Qty | UOM | VL1102A1 | DETERGENT LINE FILTER + BARBED VNR 6 MM | 1 | PZ | VL1128A1 | D6 BARBED CHECK VALVE | 2 | PZ | VL1165A0 | BB6-AR6 STRAIGHT FITTING | 1 | PZ | VL1166A0 | BB6-AR6 L FITTING | 1 | PZ | VL1174C0 | D1.2 MM CALIBRATED NOZZLE | 1 | PZ | VL1191A0 | ONE WASHING DISTRIBUTOR OUTLETS KIT | 1 | PZ | VM2172A0 | PUMP-WITH-CI RCUIT LOCKING PIN | 3 | PZ | | | | | | | | | | | | | | | | | |
| | | | Code | Description | Qty | UOM | | | | | | | | | | | | | | | | | | | | | | | | | | | | | | | | | | | | | | | | | | | | | | | | |
| VL1102A1 | DETERGENT LINE FILTER + BARBED VNR 6 MM | 1 | PZ | | | | | | | | | | | | | | | | | | | | | | | | | | | | | | | | | | | | | | | | | | | | | | | | | | | |
| VL1128A1 | D6 BARBED CHECK VALVE | 2 | PZ | | | | | | | | | | | | | | | | | | | | | | | | | | | | | | | | | | | | | | | | | | | | | | | | | | | |
| VL1165A0 | BB6-AR6 STRAIGHT FITTING | 1 | PZ | | | | | | | | | | | | | | | | | | | | | | | | | | | | | | | | | | | | | | | | | | | | | | | | | | | |
| VL1166A0 | BB6-AR6 L FITTING | 1 | PZ | | | | | | | | | | | | | | | | | | | | | | | | | | | | | | | | | | | | | | | | | | | | | | | | | | | |
| VL1174C0 | D1.2 MM CALIBRATED NOZZLE | 1 | PZ | | | | | | | | | | | | | | | | | | | | | | | | | | | | | | | | | | | | | | | | | | | | | | | | | | | |
| VL1191A0 | ONE WASHING DISTRIBUTOR OUTLETS KIT | 1 | PZ | | | | | | | | | | | | | | | | | | | | | | | | | | | | | | | | | | | | | | | | | | | | | | | | | | | |
| VM2172A0 | PUMP-WITH-CI RCUIT LOCKING PIN | 3 | PZ | | | | | | | | | | | | | | | | | | | | | | | | | | | | | | | | | | | | | | | | | | | | | | | | | | | |
| KVL1213A | US PLUS COMPACT WASHING SYSTEM KIT | <table border="1"> <thead> <tr> <th>Code</th> <th>Description</th> <th>Qty</th> <th>UOM</th> </tr> </thead> <tbody> <tr> <td>0H2428A0</td> <td></td> <td>1</td> <td>PZ</td> </tr> <tr> <td>EL1450A0</td> <td>US SELF-CLEANIN G WATER SOLENOID</td> <td>3</td> <td>PZ</td> </tr> <tr> <td>GN1312A0</td> <td>RUBBER CABLE-PASSI NG DE=26 DI=15 SP=10</td> <td>1</td> <td>PZ</td> </tr> <tr> <td>GN1526A0</td> <td>INT. D.=6.9 TH=1.8 O-RIN</td> <td>7</td> <td>PZ</td> </tr> <tr> <td>RC1018A0</td> <td>ZINC PLATED D12 ELASTIC CLAMP</td> <td>3</td> <td>PZ</td> </tr> <tr> <td>RC1019A0</td> <td>D=10 ELASTIC CLAMP</td> <td>14</td> <td>PZ</td> </tr> <tr> <td>RC1130A0</td> <td>130X2.6 CLAM</td> <td>1</td> <td>PZ</td> </tr> <tr> <td>RC1131A0</td> <td>200X2.6 BLACK CLAMP</td> <td>1</td> <td>PZ</td> </tr> <tr> <td>RC1242A0</td> <td>D=10 CLOSED CAP</td> <td>2</td> <td>PZ</td> </tr> <tr> <td>RC1356A0</td> <td>"STRAIGHT THREADED FEMALE END 8X1/4" BS</td> <td>1</td> <td>PZ</td> </tr> <tr> <td>TB2820A0</td> <td>6X10 EPDM PIPE FOR WASHING SYSTEM</td> <td>0.790</td> <td>M</td> </tr> <tr> <td>TB3132A0</td> <td>WHITE-BLUE EPDM TEXTILE BRAID HOSE 6X12</td> <td>1.400</td> <td>M</td> </tr> </tbody> </table> | Code | Description | Qty | UOM | 0H2428A0 | | 1 | PZ | EL1450A0 | US SELF-CLEANIN G WATER SOLENOID | 3 | PZ | GN1312A0 | RUBBER CABLE-PASSI NG DE=26 DI=15 SP=10 | 1 | PZ | GN1526A0 | INT. D.=6.9 TH=1.8 O-RIN | 7 | PZ | RC1018A0 | ZINC PLATED D12 ELASTIC CLAMP | 3 | PZ | RC1019A0 | D=10 ELASTIC CLAMP | 14 | PZ | RC1130A0 | 130X2.6 CLAM | 1 | PZ | RC1131A0 | 200X2.6 BLACK CLAMP | 1 | PZ | RC1242A0 | D=10 CLOSED CAP | 2 | PZ | RC1356A0 | "STRAIGHT THREADED FEMALE END 8X1/4" BS | 1 | PZ | TB2820A0 | 6X10 EPDM PIPE FOR WASHING SYSTEM | 0.790 | M | TB3132A0 | WHITE-BLUE EPDM TEXTILE BRAID HOSE 6X12 | 1.400 | M |
| Code | Description | Qty | UOM | | | | | | | | | | | | | | | | | | | | | | | | | | | | | | | | | | | | | | | | | | | | | | | | | | | |
| 0H2428A0 | | 1 | PZ | | | | | | | | | | | | | | | | | | | | | | | | | | | | | | | | | | | | | | | | | | | | | | | | | | | |
| EL1450A0 | US SELF-CLEANIN G WATER SOLENOID | 3 | PZ | | | | | | | | | | | | | | | | | | | | | | | | | | | | | | | | | | | | | | | | | | | | | | | | | | | |
| GN1312A0 | RUBBER CABLE-PASSI NG DE=26 DI=15 SP=10 | 1 | PZ | | | | | | | | | | | | | | | | | | | | | | | | | | | | | | | | | | | | | | | | | | | | | | | | | | | |
| GN1526A0 | INT. D.=6.9 TH=1.8 O-RIN | 7 | PZ | | | | | | | | | | | | | | | | | | | | | | | | | | | | | | | | | | | | | | | | | | | | | | | | | | | |
| RC1018A0 | ZINC PLATED D12 ELASTIC CLAMP | 3 | PZ | | | | | | | | | | | | | | | | | | | | | | | | | | | | | | | | | | | | | | | | | | | | | | | | | | | |
| RC1019A0 | D=10 ELASTIC CLAMP | 14 | PZ | | | | | | | | | | | | | | | | | | | | | | | | | | | | | | | | | | | | | | | | | | | | | | | | | | | |
| RC1130A0 | 130X2.6 CLAM | 1 | PZ | | | | | | | | | | | | | | | | | | | | | | | | | | | | | | | | | | | | | | | | | | | | | | | | | | | |
| RC1131A0 | 200X2.6 BLACK CLAMP | 1 | PZ | | | | | | | | | | | | | | | | | | | | | | | | | | | | | | | | | | | | | | | | | | | | | | | | | | | |
| RC1242A0 | D=10 CLOSED CAP | 2 | PZ | | | | | | | | | | | | | | | | | | | | | | | | | | | | | | | | | | | | | | | | | | | | | | | | | | | |
| RC1356A0 | "STRAIGHT THREADED FEMALE END 8X1/4" BS | 1 | PZ | | | | | | | | | | | | | | | | | | | | | | | | | | | | | | | | | | | | | | | | | | | | | | | | | | | |
| TB2820A0 | 6X10 EPDM PIPE FOR WASHING SYSTEM | 0.790 | M | | | | | | | | | | | | | | | | | | | | | | | | | | | | | | | | | | | | | | | | | | | | | | | | | | | |
| TB3132A0 | WHITE-BLUE EPDM TEXTILE BRAID HOSE 6X12 | 1.400 | M | | | | | | | | | | | | | | | | | | | | | | | | | | | | | | | | | | | | | | | | | | | | | | | | | | | |


| COMPONENT | | | SPARE PART | | | | | | | | | | | | | | | | | | | | | | | | | | | | | | | | | | | | | | | | | | | | | | | | | | | | | | |
|-----------|---|---|------------|------------------------------------|---|------|-------------|-----|-----|----------|--------------------------------|---------------------------|----|----------|----------------|---|----|----------|-----------------------------------|---------------------------|----|----------|-----------------------------------|-------------------------------|----|----------|-------------------------------|--------------------|----|----------|---|--------------|----|----------|-----------------------|---------------------|----|----------|--------------------------|---|----|----------|-------------------|---|----|----------|---------------------------|---|----|----------|---------------------------------|---|----|----------|--------------------------------|---|----|
| Code | Description | Image | Code | Description | Components list | | | | | | | | | | | | | | | | | | | | | | | | | | | | | | | | | | | | | | | | | | | | | | | | | | | | |
| VL1019A | VIBRATION PUMP |  | KVL1213A | US PLUS COMPACT WASHING SYSTEM KIT | <table border="1"> <thead> <tr> <th>Code</th> <th>Description</th> <th>Qty</th> <th>UOM</th> </tr> </thead> <tbody> <tr> <td>VI1220A1</td> <td>4,2X12 TCB SELF-TAPPIN G SCREW</td> <td>3</td> <td>PZ</td> </tr> <tr> <td>VL1019A0</td> <td>VIBRATION PUMP</td> <td>1</td> <td>PZ</td> </tr> <tr> <td>VL1047A1</td> <td>D6 PIPE HOLDER - D8 J.G. TERMINAL</td> <td>1</td> <td>PZ</td> </tr> <tr> <td>VL1054B0</td> <td>ONE WASHING SYS INLET DISTRIBUTOR</td> <td>1</td> <td>PZ</td> </tr> <tr> <td>VL1065A1</td> <td>1/4 MALE N.O. PRESSURE SWITCH</td> <td>1</td> <td>PZ</td> </tr> <tr> <td>VL1102A1</td> <td>DETERGENT LINE FILTER + BARBED VNR 6 MM</td> <td>1</td> <td>PZ</td> </tr> <tr> <td>VL1128A1</td> <td>D6 BARBED CHECK VALVE</td> <td>2</td> <td>PZ</td> </tr> <tr> <td>VL1165A0</td> <td>BB6-AR6 STRAIGHT FITTING</td> <td>1</td> <td>PZ</td> </tr> <tr> <td>VL1166A0</td> <td>BB6-AR6 L FITTING</td> <td>3</td> <td>PZ</td> </tr> <tr> <td>VL1174C0</td> <td>D1.2 MM CALIBRATED NOZZLE</td> <td>1</td> <td>PZ</td> </tr> <tr> <td>VL1185A0</td> <td>2 WAYS PLUS WASHING DISTRIBUTOR</td> <td>1</td> <td>PZ</td> </tr> <tr> <td>VM2172A0</td> <td>PUMP-WITH-CI RCUIT LOCKING PIN</td> <td>6</td> <td>PZ</td> </tr> </tbody> </table> | Code | Description | Qty | UOM | VI1220A1 | 4,2X12 TCB SELF-TAPPIN G SCREW | 3 | PZ | VL1019A0 | VIBRATION PUMP | 1 | PZ | VL1047A1 | D6 PIPE HOLDER - D8 J.G. TERMINAL | 1 | PZ | VL1054B0 | ONE WASHING SYS INLET DISTRIBUTOR | 1 | PZ | VL1065A1 | 1/4 MALE N.O. PRESSURE SWITCH | 1 | PZ | VL1102A1 | DETERGENT LINE FILTER + BARBED VNR 6 MM | 1 | PZ | VL1128A1 | D6 BARBED CHECK VALVE | 2 | PZ | VL1165A0 | BB6-AR6 STRAIGHT FITTING | 1 | PZ | VL1166A0 | BB6-AR6 L FITTING | 3 | PZ | VL1174C0 | D1.2 MM CALIBRATED NOZZLE | 1 | PZ | VL1185A0 | 2 WAYS PLUS WASHING DISTRIBUTOR | 1 | PZ | VM2172A0 | PUMP-WITH-CI RCUIT LOCKING PIN | 6 | PZ |
| | | | Code | Description | Qty | UOM | | | | | | | | | | | | | | | | | | | | | | | | | | | | | | | | | | | | | | | | | | | | | | | | | | | |
| VI1220A1 | 4,2X12 TCB SELF-TAPPIN G SCREW | 3 | PZ | | | | | | | | | | | | | | | | | | | | | | | | | | | | | | | | | | | | | | | | | | | | | | | | | | | | | | |
| VL1019A0 | VIBRATION PUMP | 1 | PZ | | | | | | | | | | | | | | | | | | | | | | | | | | | | | | | | | | | | | | | | | | | | | | | | | | | | | | |
| VL1047A1 | D6 PIPE HOLDER - D8 J.G. TERMINAL | 1 | PZ | | | | | | | | | | | | | | | | | | | | | | | | | | | | | | | | | | | | | | | | | | | | | | | | | | | | | | |
| VL1054B0 | ONE WASHING SYS INLET DISTRIBUTOR | 1 | PZ | | | | | | | | | | | | | | | | | | | | | | | | | | | | | | | | | | | | | | | | | | | | | | | | | | | | | | |
| VL1065A1 | 1/4 MALE N.O. PRESSURE SWITCH | 1 | PZ | | | | | | | | | | | | | | | | | | | | | | | | | | | | | | | | | | | | | | | | | | | | | | | | | | | | | | |
| VL1102A1 | DETERGENT LINE FILTER + BARBED VNR 6 MM | 1 | PZ | | | | | | | | | | | | | | | | | | | | | | | | | | | | | | | | | | | | | | | | | | | | | | | | | | | | | | |
| VL1128A1 | D6 BARBED CHECK VALVE | 2 | PZ | | | | | | | | | | | | | | | | | | | | | | | | | | | | | | | | | | | | | | | | | | | | | | | | | | | | | | |
| VL1165A0 | BB6-AR6 STRAIGHT FITTING | 1 | PZ | | | | | | | | | | | | | | | | | | | | | | | | | | | | | | | | | | | | | | | | | | | | | | | | | | | | | | |
| VL1166A0 | BB6-AR6 L FITTING | 3 | PZ | | | | | | | | | | | | | | | | | | | | | | | | | | | | | | | | | | | | | | | | | | | | | | | | | | | | | | |
| VL1174C0 | D1.2 MM CALIBRATED NOZZLE | 1 | PZ | | | | | | | | | | | | | | | | | | | | | | | | | | | | | | | | | | | | | | | | | | | | | | | | | | | | | | |
| VL1185A0 | 2 WAYS PLUS WASHING DISTRIBUTOR | 1 | PZ | | | | | | | | | | | | | | | | | | | | | | | | | | | | | | | | | | | | | | | | | | | | | | | | | | | | | | |
| VM2172A0 | PUMP-WITH-CI RCUIT LOCKING PIN | 6 | PZ | | | | | | | | | | | | | | | | | | | | | | | | | | | | | | | | | | | | | | | | | | | | | | | | | | | | | | |
| KVL1212A | EUR COMPACT PLUS CLEANING SYSTEM KIT | <table border="1"> <thead> <tr> <th>Code</th> <th>Description</th> <th>Qty</th> <th>UOM</th> </tr> </thead> <tbody> <tr> <td>0H2428A0</td> <td></td> <td>1</td> <td>PZ</td> </tr> <tr> <td>EL1440A0</td> <td>WATER SELF CLEANING VALVE</td> <td>3</td> <td>PZ</td> </tr> <tr> <td>GN1312A0</td> <td>RUBBER CABLE-PASSI NG DE=26 DI=15 SP=10</td> <td>1</td> <td>PZ</td> </tr> <tr> <td>GN1526A0</td> <td>INT. D.=6.9 TH=1.8 O-RING</td> <td>7</td> <td>PZ</td> </tr> <tr> <td>RC1018A0</td> <td>ZINC PLATED D12 ELASTIC CLAMP</td> <td>3</td> <td>PZ</td> </tr> <tr> <td>RC1019A0</td> <td>D=10 ELASTIC CLAMP</td> <td>14</td> <td>PZ</td> </tr> <tr> <td>RC1130A0</td> <td>130X2,6 CLAM</td> <td>1</td> <td>PZ</td> </tr> <tr> <td>RC1131A0</td> <td>200X2.6 BLACK CLAMP</td> <td>1</td> <td>PZ</td> </tr> </tbody> </table> | Code | Description | Qty | UOM | 0H2428A0 | | 1 | PZ | EL1440A0 | WATER SELF CLEANING VALVE | 3 | PZ | GN1312A0 | RUBBER CABLE-PASSI NG DE=26 DI=15 SP=10 | 1 | PZ | GN1526A0 | INT. D.=6.9 TH=1.8 O-RING | 7 | PZ | RC1018A0 | ZINC PLATED D12 ELASTIC CLAMP | 3 | PZ | RC1019A0 | D=10 ELASTIC CLAMP | 14 | PZ | RC1130A0 | 130X2,6 CLAM | 1 | PZ | RC1131A0 | 200X2.6 BLACK CLAMP | 1 | PZ | | | | | | | | | | | | | | | | | | | |
| Code | Description | Qty | UOM | | | | | | | | | | | | | | | | | | | | | | | | | | | | | | | | | | | | | | | | | | | | | | | | | | | | | | |
| 0H2428A0 | | 1 | PZ | | | | | | | | | | | | | | | | | | | | | | | | | | | | | | | | | | | | | | | | | | | | | | | | | | | | | | |
| EL1440A0 | WATER SELF CLEANING VALVE | 3 | PZ | | | | | | | | | | | | | | | | | | | | | | | | | | | | | | | | | | | | | | | | | | | | | | | | | | | | | | |
| GN1312A0 | RUBBER CABLE-PASSI NG DE=26 DI=15 SP=10 | 1 | PZ | | | | | | | | | | | | | | | | | | | | | | | | | | | | | | | | | | | | | | | | | | | | | | | | | | | | | | |
| GN1526A0 | INT. D.=6.9 TH=1.8 O-RING | 7 | PZ | | | | | | | | | | | | | | | | | | | | | | | | | | | | | | | | | | | | | | | | | | | | | | | | | | | | | | |
| RC1018A0 | ZINC PLATED D12 ELASTIC CLAMP | 3 | PZ | | | | | | | | | | | | | | | | | | | | | | | | | | | | | | | | | | | | | | | | | | | | | | | | | | | | | | |
| RC1019A0 | D=10 ELASTIC CLAMP | 14 | PZ | | | | | | | | | | | | | | | | | | | | | | | | | | | | | | | | | | | | | | | | | | | | | | | | | | | | | | |
| RC1130A0 | 130X2,6 CLAM | 1 | PZ | | | | | | | | | | | | | | | | | | | | | | | | | | | | | | | | | | | | | | | | | | | | | | | | | | | | | | |
| RC1131A0 | 200X2.6 BLACK CLAMP | 1 | PZ | | | | | | | | | | | | | | | | | | | | | | | | | | | | | | | | | | | | | | | | | | | | | | | | | | | | | | |


| COMPONENT | | | SPARE PART | | | | | | | | | | | | | | | | | | | | | | | | | | | | | | | | | | | | | | | | | | | | | | | | | | | | | | | | | | | | | | | | | | | | | | | | | | | | | | | | | | | | | |
|-----------|---|---|------------|--------------------------------------|--|------|-------------|-----|-----|----------|-----------------|---|----|----------|---|---|----|----------|-----------------------------------|-------|---|----------|---|-------|---|----------|-------------------------------|---|----|----------|----------------|---|----|----------|-----------------------------------|---|----|----------|-----------------------------------|---|----|----------|-------------------------------|---|----|----------|---|---|----|----------|-----------------------|---|----|----------|--------------------------|---|----|----------|-------------------|---|----|----------|---------------------------|---|----|----------|---------------------------------|---|----|----------|--------------------------------|---|----|----------|--|--|------|-------------|-----|-----|----------|--|---|----|----------|---------------------------|---|----|
| Code | Description | Image | Code | Description | Components list | | | | | | | | | | | | | | | | | | | | | | | | | | | | | | | | | | | | | | | | | | | | | | | | | | | | | | | | | | | | | | | | | | | | | | | | | | | | | | | | | | | |
| VL1019A | VIBRATION PUMP |  | KVL1212A | EUR COMPACT PLUS CLEANING SYSTEM KIT | <table border="1"> <thead> <tr> <th>Code</th> <th>Description</th> <th>Qty</th> <th>UOM</th> </tr> </thead> <tbody> <tr> <td>RC1242A0</td> <td>D=10 CLOSED CAP</td> <td>2</td> <td>PZ</td> </tr> <tr> <td>RC1356A0</td> <td>"STRAIGHT THREADED FEMALE END 8X1/4" BS</td> <td>1</td> <td>PZ</td> </tr> <tr> <td>TB2820A0</td> <td>6X10 EPDM PIPE FOR WASHING SYSTEM</td> <td>1.340</td> <td>M</td> </tr> <tr> <td>TB3132A0</td> <td>WHITE-BLUE EPDM TEXTILE BRAID HOSE 6X12</td> <td>1.400</td> <td>M</td> </tr> <tr> <td>VI1220A1</td> <td>4,2X12 TCB SELF-TAPPING SCREW</td> <td>3</td> <td>PZ</td> </tr> <tr> <td>VL1019A0</td> <td>VIBRATION PUMP</td> <td>1</td> <td>PZ</td> </tr> <tr> <td>VL1047A1</td> <td>D6 PIPE HOLDER - D8 J.G. TERMINAL</td> <td>1</td> <td>PZ</td> </tr> <tr> <td>VL1054B0</td> <td>ONE WASHING SYS INLET DISTRIBUTOR</td> <td>1</td> <td>PZ</td> </tr> <tr> <td>VL1065A1</td> <td>1/4 MALE N.O. PRESSURE SWITCH</td> <td>1</td> <td>PZ</td> </tr> <tr> <td>VL1102A1</td> <td>DETERGENT LINE FILTER + BARBED VNR 6 MM</td> <td>1</td> <td>PZ</td> </tr> <tr> <td>VL1128A1</td> <td>D6 BARBED CHECK VALVE</td> <td>2</td> <td>PZ</td> </tr> <tr> <td>VL1165A0</td> <td>BB6-AR6 STRAIGHT FITTING</td> <td>1</td> <td>PZ</td> </tr> <tr> <td>VL1166A0</td> <td>BB6-AR6 L FITTING</td> <td>3</td> <td>PZ</td> </tr> <tr> <td>VL1174C0</td> <td>D1.2 MM CALIBRATED NOZZLE</td> <td>1</td> <td>PZ</td> </tr> <tr> <td>VL1185A0</td> <td>2 WAYS PLUS WASHING DISTRIBUTOR</td> <td>1</td> <td>PZ</td> </tr> <tr> <td>VM2172A0</td> <td>PUMP-WITH-CI RCUIT LOCKING PIN</td> <td>6</td> <td>PZ</td> </tr> </tbody> </table> | Code | Description | Qty | UOM | RC1242A0 | D=10 CLOSED CAP | 2 | PZ | RC1356A0 | "STRAIGHT THREADED FEMALE END 8X1/4" BS | 1 | PZ | TB2820A0 | 6X10 EPDM PIPE FOR WASHING SYSTEM | 1.340 | M | TB3132A0 | WHITE-BLUE EPDM TEXTILE BRAID HOSE 6X12 | 1.400 | M | VI1220A1 | 4,2X12 TCB SELF-TAPPING SCREW | 3 | PZ | VL1019A0 | VIBRATION PUMP | 1 | PZ | VL1047A1 | D6 PIPE HOLDER - D8 J.G. TERMINAL | 1 | PZ | VL1054B0 | ONE WASHING SYS INLET DISTRIBUTOR | 1 | PZ | VL1065A1 | 1/4 MALE N.O. PRESSURE SWITCH | 1 | PZ | VL1102A1 | DETERGENT LINE FILTER + BARBED VNR 6 MM | 1 | PZ | VL1128A1 | D6 BARBED CHECK VALVE | 2 | PZ | VL1165A0 | BB6-AR6 STRAIGHT FITTING | 1 | PZ | VL1166A0 | BB6-AR6 L FITTING | 3 | PZ | VL1174C0 | D1.2 MM CALIBRATED NOZZLE | 1 | PZ | VL1185A0 | 2 WAYS PLUS WASHING DISTRIBUTOR | 1 | PZ | VM2172A0 | PUMP-WITH-CI RCUIT LOCKING PIN | 6 | PZ | KVL1211A | ONE COMPACT AND 0523-EP WASH. SYSTEM KIT | <table border="1"> <thead> <tr> <th>Code</th> <th>Description</th> <th>Qty</th> <th>UOM</th> </tr> </thead> <tbody> <tr> <td>0H2427A0</td> <td></td> <td>1</td> <td>PZ</td> </tr> <tr> <td>EL1440A0</td> <td>WATER SELF CLEANING VALVE</td> <td>1</td> <td>PZ</td> </tr> </tbody> </table> | Code | Description | Qty | UOM | 0H2427A0 | | 1 | PZ | EL1440A0 | WATER SELF CLEANING VALVE | 1 | PZ |
| | | | Code | Description | Qty | UOM | | | | | | | | | | | | | | | | | | | | | | | | | | | | | | | | | | | | | | | | | | | | | | | | | | | | | | | | | | | | | | | | | | | | | | | | | | | | | | | | | | |
| RC1242A0 | D=10 CLOSED CAP | 2 | PZ | | | | | | | | | | | | | | | | | | | | | | | | | | | | | | | | | | | | | | | | | | | | | | | | | | | | | | | | | | | | | | | | | | | | | | | | | | | | | | | | | | | | | |
| RC1356A0 | "STRAIGHT THREADED FEMALE END 8X1/4" BS | 1 | PZ | | | | | | | | | | | | | | | | | | | | | | | | | | | | | | | | | | | | | | | | | | | | | | | | | | | | | | | | | | | | | | | | | | | | | | | | | | | | | | | | | | | | | |
| TB2820A0 | 6X10 EPDM PIPE FOR WASHING SYSTEM | 1.340 | M | | | | | | | | | | | | | | | | | | | | | | | | | | | | | | | | | | | | | | | | | | | | | | | | | | | | | | | | | | | | | | | | | | | | | | | | | | | | | | | | | | | | | |
| TB3132A0 | WHITE-BLUE EPDM TEXTILE BRAID HOSE 6X12 | 1.400 | M | | | | | | | | | | | | | | | | | | | | | | | | | | | | | | | | | | | | | | | | | | | | | | | | | | | | | | | | | | | | | | | | | | | | | | | | | | | | | | | | | | | | | |
| VI1220A1 | 4,2X12 TCB SELF-TAPPING SCREW | 3 | PZ | | | | | | | | | | | | | | | | | | | | | | | | | | | | | | | | | | | | | | | | | | | | | | | | | | | | | | | | | | | | | | | | | | | | | | | | | | | | | | | | | | | | | |
| VL1019A0 | VIBRATION PUMP | 1 | PZ | | | | | | | | | | | | | | | | | | | | | | | | | | | | | | | | | | | | | | | | | | | | | | | | | | | | | | | | | | | | | | | | | | | | | | | | | | | | | | | | | | | | | |
| VL1047A1 | D6 PIPE HOLDER - D8 J.G. TERMINAL | 1 | PZ | | | | | | | | | | | | | | | | | | | | | | | | | | | | | | | | | | | | | | | | | | | | | | | | | | | | | | | | | | | | | | | | | | | | | | | | | | | | | | | | | | | | | |
| VL1054B0 | ONE WASHING SYS INLET DISTRIBUTOR | 1 | PZ | | | | | | | | | | | | | | | | | | | | | | | | | | | | | | | | | | | | | | | | | | | | | | | | | | | | | | | | | | | | | | | | | | | | | | | | | | | | | | | | | | | | | |
| VL1065A1 | 1/4 MALE N.O. PRESSURE SWITCH | 1 | PZ | | | | | | | | | | | | | | | | | | | | | | | | | | | | | | | | | | | | | | | | | | | | | | | | | | | | | | | | | | | | | | | | | | | | | | | | | | | | | | | | | | | | | |
| VL1102A1 | DETERGENT LINE FILTER + BARBED VNR 6 MM | 1 | PZ | | | | | | | | | | | | | | | | | | | | | | | | | | | | | | | | | | | | | | | | | | | | | | | | | | | | | | | | | | | | | | | | | | | | | | | | | | | | | | | | | | | | | |
| VL1128A1 | D6 BARBED CHECK VALVE | 2 | PZ | | | | | | | | | | | | | | | | | | | | | | | | | | | | | | | | | | | | | | | | | | | | | | | | | | | | | | | | | | | | | | | | | | | | | | | | | | | | | | | | | | | | | |
| VL1165A0 | BB6-AR6 STRAIGHT FITTING | 1 | PZ | | | | | | | | | | | | | | | | | | | | | | | | | | | | | | | | | | | | | | | | | | | | | | | | | | | | | | | | | | | | | | | | | | | | | | | | | | | | | | | | | | | | | |
| VL1166A0 | BB6-AR6 L FITTING | 3 | PZ | | | | | | | | | | | | | | | | | | | | | | | | | | | | | | | | | | | | | | | | | | | | | | | | | | | | | | | | | | | | | | | | | | | | | | | | | | | | | | | | | | | | | |
| VL1174C0 | D1.2 MM CALIBRATED NOZZLE | 1 | PZ | | | | | | | | | | | | | | | | | | | | | | | | | | | | | | | | | | | | | | | | | | | | | | | | | | | | | | | | | | | | | | | | | | | | | | | | | | | | | | | | | | | | | |
| VL1185A0 | 2 WAYS PLUS WASHING DISTRIBUTOR | 1 | PZ | | | | | | | | | | | | | | | | | | | | | | | | | | | | | | | | | | | | | | | | | | | | | | | | | | | | | | | | | | | | | | | | | | | | | | | | | | | | | | | | | | | | | |
| VM2172A0 | PUMP-WITH-CI RCUIT LOCKING PIN | 6 | PZ | | | | | | | | | | | | | | | | | | | | | | | | | | | | | | | | | | | | | | | | | | | | | | | | | | | | | | | | | | | | | | | | | | | | | | | | | | | | | | | | | | | | | |
| Code | Description | Qty | UOM | | | | | | | | | | | | | | | | | | | | | | | | | | | | | | | | | | | | | | | | | | | | | | | | | | | | | | | | | | | | | | | | | | | | | | | | | | | | | | | | | | | | | |
| 0H2427A0 | | 1 | PZ | | | | | | | | | | | | | | | | | | | | | | | | | | | | | | | | | | | | | | | | | | | | | | | | | | | | | | | | | | | | | | | | | | | | | | | | | | | | | | | | | | | | | |
| EL1440A0 | WATER SELF CLEANING VALVE | 1 | PZ | | | | | | | | | | | | | | | | | | | | | | | | | | | | | | | | | | | | | | | | | | | | | | | | | | | | | | | | | | | | | | | | | | | | | | | | | | | | | | | | | | | | | |


| COMPONENT | | | SPARE PART | | | | | | | | | | | | | | | | | | | | | | | | | | | | | | | | | | | | | | | | | | | | | | | | | | | | | | | | | | | | | | | | | | | | | | | | | | | | | | |
|-----------|---|---|------------|--|---|------|-------------|-----|-----|----------|--------------------------|---|----|----------|-------------------------------|---|----|----------|--------------------|----|----|----------|--------------|---|----|----------|-----------------|---|----|----------|-----------------------------------|-------|---|----------|---|-------|---|----------|--------------------------------|---|----|----------|----------------|---|----|----------|-----------------------------------|---|----|----------|-----------------------------------|---|----|----------|---|---|----|----------|-----------------------|---|----|----------|--------------------------|---|----|----------|-------------------|---|----|----------|---------------------------|---|----|----------|-------------------------------------|---|----|----------|--------------------------------|---|----|
| Code | Description | Image | Code | Description | Components list | | | | | | | | | | | | | | | | | | | | | | | | | | | | | | | | | | | | | | | | | | | | | | | | | | | | | | | | | | | | | | | | | | | | | | | | | | | | |
| VL1019A | VIBRATION PUMP |  | KVL1211A | ONE COMPACT AND 0523-EP WASH. SYSTEM KIT | <table border="1"> <thead> <tr> <th>Code</th> <th>Description</th> <th>Qty</th> <th>UOM</th> </tr> </thead> <tbody> <tr> <td>GN1526A0</td> <td>INT. D.=6.9 TH=1.8 O-RIN</td> <td>3</td> <td>PZ</td> </tr> <tr> <td>RC1018A0</td> <td>ZINC PLATED D12 ELASTIC CLAMP</td> <td>2</td> <td>PZ</td> </tr> <tr> <td>RC1019A0</td> <td>D=10 ELASTIC CLAMP</td> <td>14</td> <td>PZ</td> </tr> <tr> <td>RC1130A0</td> <td>130X2,6 CLAM</td> <td>1</td> <td>PZ</td> </tr> <tr> <td>RC1242A0</td> <td>D=10 CLOSED CAP</td> <td>2</td> <td>PZ</td> </tr> <tr> <td>TB2820A0</td> <td>6X10 EPDM PIPE FOR WASHING SYSTEM</td> <td>1.290</td> <td>M</td> </tr> <tr> <td>TB3132A0</td> <td>WHITE-BLUE EPDM TEXTILE BRAID HOSE 6X12</td> <td>0.670</td> <td>M</td> </tr> <tr> <td>VI1220A1</td> <td>4,2X12 TCB SELF-TAPPIN G.SCREW</td> <td>4</td> <td>PZ</td> </tr> <tr> <td>VL1019A0</td> <td>VIBRATION PUMP</td> <td>1</td> <td>PZ</td> </tr> <tr> <td>VL1047A1</td> <td>D6 PIPE HOLDER - D8 J.G. TERMINAL</td> <td>1</td> <td>PZ</td> </tr> <tr> <td>VL1054B0</td> <td>ONE WASHING SYS INLET DISTRIBUTOR</td> <td>1</td> <td>PZ</td> </tr> <tr> <td>VL1102A1</td> <td>DETERGENT LINE FILTER + BARBED VNR 6 MM</td> <td>1</td> <td>PZ</td> </tr> <tr> <td>VL1128A1</td> <td>D6 BARBED CHECK VALVE</td> <td>2</td> <td>PZ</td> </tr> <tr> <td>VL1165A0</td> <td>BB6-AR6 STRAIGHT FITTING</td> <td>1</td> <td>PZ</td> </tr> <tr> <td>VL1166A0</td> <td>BB6-AR6 L FITTING</td> <td>1</td> <td>PZ</td> </tr> <tr> <td>VL1174C0</td> <td>D1.2 MM CALIBRATED NOZZLE</td> <td>1</td> <td>PZ</td> </tr> <tr> <td>VL1191A0</td> <td>ONE WASHING DISTRIBUTOR OUTLETS KIT</td> <td>1</td> <td>PZ</td> </tr> <tr> <td>VM2172A0</td> <td>PUMP-WITH-CI RCUIT LOCKING PIN</td> <td>3</td> <td>PZ</td> </tr> </tbody> </table> | Code | Description | Qty | UOM | GN1526A0 | INT. D.=6.9 TH=1.8 O-RIN | 3 | PZ | RC1018A0 | ZINC PLATED D12 ELASTIC CLAMP | 2 | PZ | RC1019A0 | D=10 ELASTIC CLAMP | 14 | PZ | RC1130A0 | 130X2,6 CLAM | 1 | PZ | RC1242A0 | D=10 CLOSED CAP | 2 | PZ | TB2820A0 | 6X10 EPDM PIPE FOR WASHING SYSTEM | 1.290 | M | TB3132A0 | WHITE-BLUE EPDM TEXTILE BRAID HOSE 6X12 | 0.670 | M | VI1220A1 | 4,2X12 TCB SELF-TAPPIN G.SCREW | 4 | PZ | VL1019A0 | VIBRATION PUMP | 1 | PZ | VL1047A1 | D6 PIPE HOLDER - D8 J.G. TERMINAL | 1 | PZ | VL1054B0 | ONE WASHING SYS INLET DISTRIBUTOR | 1 | PZ | VL1102A1 | DETERGENT LINE FILTER + BARBED VNR 6 MM | 1 | PZ | VL1128A1 | D6 BARBED CHECK VALVE | 2 | PZ | VL1165A0 | BB6-AR6 STRAIGHT FITTING | 1 | PZ | VL1166A0 | BB6-AR6 L FITTING | 1 | PZ | VL1174C0 | D1.2 MM CALIBRATED NOZZLE | 1 | PZ | VL1191A0 | ONE WASHING DISTRIBUTOR OUTLETS KIT | 1 | PZ | VM2172A0 | PUMP-WITH-CI RCUIT LOCKING PIN | 3 | PZ |
| Code | Description | Qty | UOM | | | | | | | | | | | | | | | | | | | | | | | | | | | | | | | | | | | | | | | | | | | | | | | | | | | | | | | | | | | | | | | | | | | | | | | | | | | | | | |
| GN1526A0 | INT. D.=6.9 TH=1.8 O-RIN | 3 | PZ | | | | | | | | | | | | | | | | | | | | | | | | | | | | | | | | | | | | | | | | | | | | | | | | | | | | | | | | | | | | | | | | | | | | | | | | | | | | | | |
| RC1018A0 | ZINC PLATED D12 ELASTIC CLAMP | 2 | PZ | | | | | | | | | | | | | | | | | | | | | | | | | | | | | | | | | | | | | | | | | | | | | | | | | | | | | | | | | | | | | | | | | | | | | | | | | | | | | | |
| RC1019A0 | D=10 ELASTIC CLAMP | 14 | PZ | | | | | | | | | | | | | | | | | | | | | | | | | | | | | | | | | | | | | | | | | | | | | | | | | | | | | | | | | | | | | | | | | | | | | | | | | | | | | | |
| RC1130A0 | 130X2,6 CLAM | 1 | PZ | | | | | | | | | | | | | | | | | | | | | | | | | | | | | | | | | | | | | | | | | | | | | | | | | | | | | | | | | | | | | | | | | | | | | | | | | | | | | | |
| RC1242A0 | D=10 CLOSED CAP | 2 | PZ | | | | | | | | | | | | | | | | | | | | | | | | | | | | | | | | | | | | | | | | | | | | | | | | | | | | | | | | | | | | | | | | | | | | | | | | | | | | | | |
| TB2820A0 | 6X10 EPDM PIPE FOR WASHING SYSTEM | 1.290 | M | | | | | | | | | | | | | | | | | | | | | | | | | | | | | | | | | | | | | | | | | | | | | | | | | | | | | | | | | | | | | | | | | | | | | | | | | | | | | | |
| TB3132A0 | WHITE-BLUE EPDM TEXTILE BRAID HOSE 6X12 | 0.670 | M | | | | | | | | | | | | | | | | | | | | | | | | | | | | | | | | | | | | | | | | | | | | | | | | | | | | | | | | | | | | | | | | | | | | | | | | | | | | | | |
| VI1220A1 | 4,2X12 TCB SELF-TAPPIN G.SCREW | 4 | PZ | | | | | | | | | | | | | | | | | | | | | | | | | | | | | | | | | | | | | | | | | | | | | | | | | | | | | | | | | | | | | | | | | | | | | | | | | | | | | | |
| VL1019A0 | VIBRATION PUMP | 1 | PZ | | | | | | | | | | | | | | | | | | | | | | | | | | | | | | | | | | | | | | | | | | | | | | | | | | | | | | | | | | | | | | | | | | | | | | | | | | | | | | |
| VL1047A1 | D6 PIPE HOLDER - D8 J.G. TERMINAL | 1 | PZ | | | | | | | | | | | | | | | | | | | | | | | | | | | | | | | | | | | | | | | | | | | | | | | | | | | | | | | | | | | | | | | | | | | | | | | | | | | | | | |
| VL1054B0 | ONE WASHING SYS INLET DISTRIBUTOR | 1 | PZ | | | | | | | | | | | | | | | | | | | | | | | | | | | | | | | | | | | | | | | | | | | | | | | | | | | | | | | | | | | | | | | | | | | | | | | | | | | | | | |
| VL1102A1 | DETERGENT LINE FILTER + BARBED VNR 6 MM | 1 | PZ | | | | | | | | | | | | | | | | | | | | | | | | | | | | | | | | | | | | | | | | | | | | | | | | | | | | | | | | | | | | | | | | | | | | | | | | | | | | | | |
| VL1128A1 | D6 BARBED CHECK VALVE | 2 | PZ | | | | | | | | | | | | | | | | | | | | | | | | | | | | | | | | | | | | | | | | | | | | | | | | | | | | | | | | | | | | | | | | | | | | | | | | | | | | | | |
| VL1165A0 | BB6-AR6 STRAIGHT FITTING | 1 | PZ | | | | | | | | | | | | | | | | | | | | | | | | | | | | | | | | | | | | | | | | | | | | | | | | | | | | | | | | | | | | | | | | | | | | | | | | | | | | | | |
| VL1166A0 | BB6-AR6 L FITTING | 1 | PZ | | | | | | | | | | | | | | | | | | | | | | | | | | | | | | | | | | | | | | | | | | | | | | | | | | | | | | | | | | | | | | | | | | | | | | | | | | | | | | |
| VL1174C0 | D1.2 MM CALIBRATED NOZZLE | 1 | PZ | | | | | | | | | | | | | | | | | | | | | | | | | | | | | | | | | | | | | | | | | | | | | | | | | | | | | | | | | | | | | | | | | | | | | | | | | | | | | | |
| VL1191A0 | ONE WASHING DISTRIBUTOR OUTLETS KIT | 1 | PZ | | | | | | | | | | | | | | | | | | | | | | | | | | | | | | | | | | | | | | | | | | | | | | | | | | | | | | | | | | | | | | | | | | | | | | | | | | | | | | |
| VM2172A0 | PUMP-WITH-CI RCUIT LOCKING PIN | 3 | PZ | | | | | | | | | | | | | | | | | | | | | | | | | | | | | | | | | | | | | | | | | | | | | | | | | | | | | | | | | | | | | | | | | | | | | | | | | | | | | | |


| COMPONENT | | | SPARE PART | | | | | | | | | | | | | | | | | | | | | | | | | | | | | | | | | | | | | | | | | | | | | | | | | | | | | | | | | | | | | | | | | | | | | | | | | | | | | | | | | | | | | | |
|-----------|---|---|------------|---|--|------|-------------|-----|-----|----------|--------------------------------|---|----|----------|--|---|----|----------|----------------------------------|---|----|----------|--------------------------|---|----|----------|-------------------------------|---|----|----------|--------------------|----|----|----------|--------------|---|----|----------|---------------------|---|----|----------|-----------------|---|----|----------|---|---|----|----------|-----------------------------------|-------|---|----------|---|-------|---|----------|--------------------------------|---|----|----------|----------------|---|----|----------|-----------------------------------|---|----|----------|-------------------------------|---|----|----------|---|---|----|----------|-----------------------|---|----|----------|--------------------------|---|----|----------|--------------------------|---|----|
| Code | Description | Image | Code | Description | Components list | | | | | | | | | | | | | | | | | | | | | | | | | | | | | | | | | | | | | | | | | | | | | | | | | | | | | | | | | | | | | | | | | | | | | | | | | | | | | | | | | | | | |
| VL1019A | VIBRATION PUMP |  | KVL1208A | US PLUS 2 ROTOR ARMS WASHING SYSTEM KIT | <table border="1"> <thead> <tr> <th>Code</th> <th>Description</th> <th>Qty</th> <th>UOM</th> </tr> </thead> <tbody> <tr> <td>0H2354A0</td> <td>XEVC-XEVL WASHING CIRCUIT PLAT</td> <td>1</td> <td>PZ</td> </tr> <tr> <td>0H2411A0</td> <td></td> <td>1</td> <td>PZ</td> </tr> <tr> <td>EL1450A0</td> <td>US SELF-CLEANIN G WATER SOLENOID</td> <td>4</td> <td>PZ</td> </tr> <tr> <td>GN1526A0</td> <td>INT. D.=6.9 TH=1.8 O-RIN</td> <td>9</td> <td>PZ</td> </tr> <tr> <td>RC1018A0</td> <td>ZINC PLATED D12 ELASTIC CLAMP</td> <td>4</td> <td>PZ</td> </tr> <tr> <td>RC1019A0</td> <td>D=10 ELASTIC CLAMP</td> <td>16</td> <td>PZ</td> </tr> <tr> <td>RC1130A0</td> <td>130X2,6 CLAM</td> <td>1</td> <td>PZ</td> </tr> <tr> <td>RC1131A0</td> <td>200X2.6 BLACK CLAMP</td> <td>3</td> <td>PZ</td> </tr> <tr> <td>RC1242A0</td> <td>D=10 CLOSED CAP</td> <td>2</td> <td>PZ</td> </tr> <tr> <td>RC1356A0</td> <td>*STRAIGHT THREADED FEMALE END 8X1/4" BS</td> <td>1</td> <td>PZ</td> </tr> <tr> <td>TB2820A0</td> <td>6X10 EPDM PIPE FOR WASHING SYSTEM</td> <td>2.890</td> <td>M</td> </tr> <tr> <td>TB3132A0</td> <td>WHITE-BLUE EPDM TEXTILE BRAID HOSE 6X12</td> <td>1.600</td> <td>M</td> </tr> <tr> <td>VI1220A1</td> <td>4,2X12 TCB SELF-TAPPIN G SCREW</td> <td>3</td> <td>PZ</td> </tr> <tr> <td>VL1019A0</td> <td>VIBRATION PUMP</td> <td>1</td> <td>PZ</td> </tr> <tr> <td>VL1047A1</td> <td>D6 PIPE HOLDER - D8 J.G. TERMINAL</td> <td>1</td> <td>PZ</td> </tr> <tr> <td>VL1065A1</td> <td>1/4 MALE N.O. PRESSURE SWITCH</td> <td>1</td> <td>PZ</td> </tr> <tr> <td>VL1102A1</td> <td>DETERGENT LINE FILTER + BARBED VNR 6 MM</td> <td>1</td> <td>PZ</td> </tr> <tr> <td>VL1128A1</td> <td>D6 BARBED CHECK VALVE</td> <td>2</td> <td>PZ</td> </tr> <tr> <td>VL1141A1</td> <td>STRAIGHT CONNECT BB6-BB6</td> <td>1</td> <td>PZ</td> </tr> <tr> <td>VL1165A0</td> <td>BB6-AR6 STRAIGHT FITTING</td> <td>1</td> <td>PZ</td> </tr> </tbody> </table> | Code | Description | Qty | UOM | 0H2354A0 | XEVC-XEVL WASHING CIRCUIT PLAT | 1 | PZ | 0H2411A0 | | 1 | PZ | EL1450A0 | US SELF-CLEANIN G WATER SOLENOID | 4 | PZ | GN1526A0 | INT. D.=6.9 TH=1.8 O-RIN | 9 | PZ | RC1018A0 | ZINC PLATED D12 ELASTIC CLAMP | 4 | PZ | RC1019A0 | D=10 ELASTIC CLAMP | 16 | PZ | RC1130A0 | 130X2,6 CLAM | 1 | PZ | RC1131A0 | 200X2.6 BLACK CLAMP | 3 | PZ | RC1242A0 | D=10 CLOSED CAP | 2 | PZ | RC1356A0 | *STRAIGHT THREADED FEMALE END 8X1/4" BS | 1 | PZ | TB2820A0 | 6X10 EPDM PIPE FOR WASHING SYSTEM | 2.890 | M | TB3132A0 | WHITE-BLUE EPDM TEXTILE BRAID HOSE 6X12 | 1.600 | M | VI1220A1 | 4,2X12 TCB SELF-TAPPIN G SCREW | 3 | PZ | VL1019A0 | VIBRATION PUMP | 1 | PZ | VL1047A1 | D6 PIPE HOLDER - D8 J.G. TERMINAL | 1 | PZ | VL1065A1 | 1/4 MALE N.O. PRESSURE SWITCH | 1 | PZ | VL1102A1 | DETERGENT LINE FILTER + BARBED VNR 6 MM | 1 | PZ | VL1128A1 | D6 BARBED CHECK VALVE | 2 | PZ | VL1141A1 | STRAIGHT CONNECT BB6-BB6 | 1 | PZ | VL1165A0 | BB6-AR6 STRAIGHT FITTING | 1 | PZ |
| Code | Description | Qty | UOM | | | | | | | | | | | | | | | | | | | | | | | | | | | | | | | | | | | | | | | | | | | | | | | | | | | | | | | | | | | | | | | | | | | | | | | | | | | | | | | | | | | | | | |
| 0H2354A0 | XEVC-XEVL WASHING CIRCUIT PLAT | 1 | PZ | | | | | | | | | | | | | | | | | | | | | | | | | | | | | | | | | | | | | | | | | | | | | | | | | | | | | | | | | | | | | | | | | | | | | | | | | | | | | | | | | | | | | | |
| 0H2411A0 | | 1 | PZ | | | | | | | | | | | | | | | | | | | | | | | | | | | | | | | | | | | | | | | | | | | | | | | | | | | | | | | | | | | | | | | | | | | | | | | | | | | | | | | | | | | | | | |
| EL1450A0 | US SELF-CLEANIN G WATER SOLENOID | 4 | PZ | | | | | | | | | | | | | | | | | | | | | | | | | | | | | | | | | | | | | | | | | | | | | | | | | | | | | | | | | | | | | | | | | | | | | | | | | | | | | | | | | | | | | | |
| GN1526A0 | INT. D.=6.9 TH=1.8 O-RIN | 9 | PZ | | | | | | | | | | | | | | | | | | | | | | | | | | | | | | | | | | | | | | | | | | | | | | | | | | | | | | | | | | | | | | | | | | | | | | | | | | | | | | | | | | | | | | |
| RC1018A0 | ZINC PLATED D12 ELASTIC CLAMP | 4 | PZ | | | | | | | | | | | | | | | | | | | | | | | | | | | | | | | | | | | | | | | | | | | | | | | | | | | | | | | | | | | | | | | | | | | | | | | | | | | | | | | | | | | | | | |
| RC1019A0 | D=10 ELASTIC CLAMP | 16 | PZ | | | | | | | | | | | | | | | | | | | | | | | | | | | | | | | | | | | | | | | | | | | | | | | | | | | | | | | | | | | | | | | | | | | | | | | | | | | | | | | | | | | | | | |
| RC1130A0 | 130X2,6 CLAM | 1 | PZ | | | | | | | | | | | | | | | | | | | | | | | | | | | | | | | | | | | | | | | | | | | | | | | | | | | | | | | | | | | | | | | | | | | | | | | | | | | | | | | | | | | | | | |
| RC1131A0 | 200X2.6 BLACK CLAMP | 3 | PZ | | | | | | | | | | | | | | | | | | | | | | | | | | | | | | | | | | | | | | | | | | | | | | | | | | | | | | | | | | | | | | | | | | | | | | | | | | | | | | | | | | | | | | |
| RC1242A0 | D=10 CLOSED CAP | 2 | PZ | | | | | | | | | | | | | | | | | | | | | | | | | | | | | | | | | | | | | | | | | | | | | | | | | | | | | | | | | | | | | | | | | | | | | | | | | | | | | | | | | | | | | | |
| RC1356A0 | *STRAIGHT THREADED FEMALE END 8X1/4" BS | 1 | PZ | | | | | | | | | | | | | | | | | | | | | | | | | | | | | | | | | | | | | | | | | | | | | | | | | | | | | | | | | | | | | | | | | | | | | | | | | | | | | | | | | | | | | | |
| TB2820A0 | 6X10 EPDM PIPE FOR WASHING SYSTEM | 2.890 | M | | | | | | | | | | | | | | | | | | | | | | | | | | | | | | | | | | | | | | | | | | | | | | | | | | | | | | | | | | | | | | | | | | | | | | | | | | | | | | | | | | | | | | |
| TB3132A0 | WHITE-BLUE EPDM TEXTILE BRAID HOSE 6X12 | 1.600 | M | | | | | | | | | | | | | | | | | | | | | | | | | | | | | | | | | | | | | | | | | | | | | | | | | | | | | | | | | | | | | | | | | | | | | | | | | | | | | | | | | | | | | | |
| VI1220A1 | 4,2X12 TCB SELF-TAPPIN G SCREW | 3 | PZ | | | | | | | | | | | | | | | | | | | | | | | | | | | | | | | | | | | | | | | | | | | | | | | | | | | | | | | | | | | | | | | | | | | | | | | | | | | | | | | | | | | | | | |
| VL1019A0 | VIBRATION PUMP | 1 | PZ | | | | | | | | | | | | | | | | | | | | | | | | | | | | | | | | | | | | | | | | | | | | | | | | | | | | | | | | | | | | | | | | | | | | | | | | | | | | | | | | | | | | | | |
| VL1047A1 | D6 PIPE HOLDER - D8 J.G. TERMINAL | 1 | PZ | | | | | | | | | | | | | | | | | | | | | | | | | | | | | | | | | | | | | | | | | | | | | | | | | | | | | | | | | | | | | | | | | | | | | | | | | | | | | | | | | | | | | | |
| VL1065A1 | 1/4 MALE N.O. PRESSURE SWITCH | 1 | PZ | | | | | | | | | | | | | | | | | | | | | | | | | | | | | | | | | | | | | | | | | | | | | | | | | | | | | | | | | | | | | | | | | | | | | | | | | | | | | | | | | | | | | | |
| VL1102A1 | DETERGENT LINE FILTER + BARBED VNR 6 MM | 1 | PZ | | | | | | | | | | | | | | | | | | | | | | | | | | | | | | | | | | | | | | | | | | | | | | | | | | | | | | | | | | | | | | | | | | | | | | | | | | | | | | | | | | | | | | |
| VL1128A1 | D6 BARBED CHECK VALVE | 2 | PZ | | | | | | | | | | | | | | | | | | | | | | | | | | | | | | | | | | | | | | | | | | | | | | | | | | | | | | | | | | | | | | | | | | | | | | | | | | | | | | | | | | | | | | |
| VL1141A1 | STRAIGHT CONNECT BB6-BB6 | 1 | PZ | | | | | | | | | | | | | | | | | | | | | | | | | | | | | | | | | | | | | | | | | | | | | | | | | | | | | | | | | | | | | | | | | | | | | | | | | | | | | | | | | | | | | | |
| VL1165A0 | BB6-AR6 STRAIGHT FITTING | 1 | PZ | | | | | | | | | | | | | | | | | | | | | | | | | | | | | | | | | | | | | | | | | | | | | | | | | | | | | | | | | | | | | | | | | | | | | | | | | | | | | | | | | | | | | | |





| COMPONENT | | | SPARE PART | | | | | | | | | | | | | | | | | | | | | | | | | | | | | | | | | | | | | | | | | | | | | | | | | | | | | | | |
|-----------|---|--|------------|---|---|------|-------------|--------------------------------------|-----|----------|----------------------|---|----|----------|---------------------------------|---|----|----------|---------------------------------------|-----------------------------|----|----------|---|-------------------------------------|----|----------|--|-----------------------|----|----------|--------------------------------------|--------------|----|----|----------|------------------------|---|----|----------|--------------------|---|----|----------|--|---|----|----------|--|-------|---|----------|--|-------|---|----------|--------------------------------------|---|----|
| Code | Description | Image | Code | Description | Components list | | | | | | | | | | | | | | | | | | | | | | | | | | | | | | | | | | | | | | | | | | | | | | | | | | | | | |
| VL1019A | VIBRATION PUMP |  | KVL1208A | US PLUS 2 ROTOR ARMS WASHING SYSTEM KIT | <table border="1"> <thead> <tr> <th>Code</th> <th>Description</th> <th>Qty</th> <th>UOM</th> </tr> </thead> <tbody> <tr> <td>VL1166A0</td> <td>BB6-AR6 L FITTING</td> <td>4</td> <td>PZ</td> </tr> <tr> <td>VL1174C0</td> <td>D1.2 MM CALIBRATED NOZZLE</td> <td>1</td> <td>PZ</td> </tr> <tr> <td>VL1186A0</td> <td>3 WAYS PLUS WASHING DISTRIBUTOR</td> <td>1</td> <td>PZ</td> </tr> <tr> <td>VL1190A0</td> <td>PLUS WASHING SYSTEM INLET DISTRIBUTOR</td> <td>1</td> <td>PZ</td> </tr> <tr> <td>VM1605A0</td> <td>CLIP TWIST LOCK DIAM. 10,2-12,7 MM</td> <td>6</td> <td>PZ</td> </tr> <tr> <td>VM2172A0</td> <td>PUMP-WITH-CI RCUIT LOCKING PIN</td> <td>9</td> <td>PZ</td> </tr> </tbody> </table> | Code | Description | Qty | UOM | VL1166A0 | BB6-AR6 L FITTING | 4 | PZ | VL1174C0 | D1.2 MM CALIBRATED NOZZLE | 1 | PZ | VL1186A0 | 3 WAYS PLUS WASHING DISTRIBUTOR | 1 | PZ | VL1190A0 | PLUS WASHING SYSTEM INLET DISTRIBUTOR | 1 | PZ | VM1605A0 | CLIP TWIST LOCK DIAM. 10,2-12,7 MM | 6 | PZ | VM2172A0 | PUMP-WITH-CI RCUIT LOCKING PIN | 9 | PZ | | | | | | | | | | | | | | | | | | | | | | | | | |
| | | | Code | Description | Qty | UOM | | | | | | | | | | | | | | | | | | | | | | | | | | | | | | | | | | | | | | | | | | | | | | | | | | | | |
| VL1166A0 | BB6-AR6 L FITTING | 4 | PZ | | | | | | | | | | | | | | | | | | | | | | | | | | | | | | | | | | | | | | | | | | | | | | | | | | | | | | | |
| VL1174C0 | D1.2 MM CALIBRATED NOZZLE | 1 | PZ | | | | | | | | | | | | | | | | | | | | | | | | | | | | | | | | | | | | | | | | | | | | | | | | | | | | | | | |
| VL1186A0 | 3 WAYS PLUS WASHING DISTRIBUTOR | 1 | PZ | | | | | | | | | | | | | | | | | | | | | | | | | | | | | | | | | | | | | | | | | | | | | | | | | | | | | | | |
| VL1190A0 | PLUS WASHING SYSTEM INLET DISTRIBUTOR | 1 | PZ | | | | | | | | | | | | | | | | | | | | | | | | | | | | | | | | | | | | | | | | | | | | | | | | | | | | | | | |
| VM1605A0 | CLIP TWIST LOCK DIAM. 10,2-12,7 MM | 6 | PZ | | | | | | | | | | | | | | | | | | | | | | | | | | | | | | | | | | | | | | | | | | | | | | | | | | | | | | | |
| VM2172A0 | PUMP-WITH-CI RCUIT LOCKING PIN | 9 | PZ | | | | | | | | | | | | | | | | | | | | | | | | | | | | | | | | | | | | | | | | | | | | | | | | | | | | | | | |
| KVL1207A | US PLUS 1 ROTOR ARM WASHING SYSTEM KIT | <table border="1"> <thead> <tr> <th>Code</th> <th>Description</th> <th>Qty</th> <th>UOM</th> </tr> </thead> <tbody> <tr> <td>0H2354A0</td> <td>XEVC-XEVL WASHING CIRCUIT PLAT</td> <td>1</td> <td>PZ</td> </tr> <tr> <td>0H2411A0</td> <td></td> <td>1</td> <td>PZ</td> </tr> <tr> <td>EL1450A0</td> <td>US SELF-CLEANIN G WATER SOLENOID</td> <td>3</td> <td>PZ</td> </tr> <tr> <td>GN1526A0</td> <td>INT. D.=6.9 TH=1.8 O-RIN</td> <td>7</td> <td>PZ</td> </tr> <tr> <td>RC1018A0</td> <td>ZINC PLATED D12 ELASTIC CLAMP</td> <td>3</td> <td>PZ</td> </tr> <tr> <td>RC1019A0</td> <td>D=10 ELASTIC CLAMP</td> <td>14</td> <td>PZ</td> </tr> <tr> <td>RC1130A0</td> <td>130X2,6 CLAM</td> <td>1</td> <td>PZ</td> </tr> <tr> <td>RC1131A0</td> <td>200X2.6 BLACK CLAMP</td> <td>2</td> <td>PZ</td> </tr> <tr> <td>RC1242A0</td> <td>D=10 CLOSED CAP</td> <td>2</td> <td>PZ</td> </tr> <tr> <td>RC1356A0</td> <td>"STRAIGHT THREADED FEMALE END 8X1/4" BS</td> <td>1</td> <td>PZ</td> </tr> <tr> <td>TB2820A0</td> <td>6X10 EPDM PIPE FOR WASHING SYSTEM</td> <td>1.460</td> <td>M</td> </tr> <tr> <td>TB3132A0</td> <td>WHITE-BLUE EPDM TEXTILE BRAID HOSE 6X12</td> <td>0.770</td> <td>M</td> </tr> <tr> <td>VI1220A1</td> <td>4,2X12 TCB SELF-TAPPIN G SCREW</td> <td>3</td> <td>PZ</td> </tr> </tbody> </table> | Code | Description | Qty | UOM | 0H2354A0 | XEVC-XEVL WASHING CIRCUIT PLAT | 1 | PZ | 0H2411A0 | | 1 | PZ | EL1450A0 | US SELF-CLEANIN G WATER SOLENOID | 3 | PZ | GN1526A0 | INT. D.=6.9 TH=1.8 O-RIN | 7 | PZ | RC1018A0 | ZINC PLATED D12 ELASTIC CLAMP | 3 | PZ | RC1019A0 | D=10 ELASTIC CLAMP | 14 | PZ | RC1130A0 | 130X2,6 CLAM | 1 | PZ | RC1131A0 | 200X2.6 BLACK CLAMP | 2 | PZ | RC1242A0 | D=10 CLOSED CAP | 2 | PZ | RC1356A0 | "STRAIGHT THREADED FEMALE END 8X1/4" BS | 1 | PZ | TB2820A0 | 6X10 EPDM PIPE FOR WASHING SYSTEM | 1.460 | M | TB3132A0 | WHITE-BLUE EPDM TEXTILE BRAID HOSE 6X12 | 0.770 | M | VI1220A1 | 4,2X12 TCB SELF-TAPPIN G SCREW | 3 | PZ |
| Code | Description | Qty | UOM | | | | | | | | | | | | | | | | | | | | | | | | | | | | | | | | | | | | | | | | | | | | | | | | | | | | | | | |
| 0H2354A0 | XEVC-XEVL WASHING CIRCUIT PLAT | 1 | PZ | | | | | | | | | | | | | | | | | | | | | | | | | | | | | | | | | | | | | | | | | | | | | | | | | | | | | | | |
| 0H2411A0 | | 1 | PZ | | | | | | | | | | | | | | | | | | | | | | | | | | | | | | | | | | | | | | | | | | | | | | | | | | | | | | | |
| EL1450A0 | US SELF-CLEANIN G WATER SOLENOID | 3 | PZ | | | | | | | | | | | | | | | | | | | | | | | | | | | | | | | | | | | | | | | | | | | | | | | | | | | | | | | |
| GN1526A0 | INT. D.=6.9 TH=1.8 O-RIN | 7 | PZ | | | | | | | | | | | | | | | | | | | | | | | | | | | | | | | | | | | | | | | | | | | | | | | | | | | | | | | |
| RC1018A0 | ZINC PLATED D12 ELASTIC CLAMP | 3 | PZ | | | | | | | | | | | | | | | | | | | | | | | | | | | | | | | | | | | | | | | | | | | | | | | | | | | | | | | |
| RC1019A0 | D=10 ELASTIC CLAMP | 14 | PZ | | | | | | | | | | | | | | | | | | | | | | | | | | | | | | | | | | | | | | | | | | | | | | | | | | | | | | | |
| RC1130A0 | 130X2,6 CLAM | 1 | PZ | | | | | | | | | | | | | | | | | | | | | | | | | | | | | | | | | | | | | | | | | | | | | | | | | | | | | | | |
| RC1131A0 | 200X2.6 BLACK CLAMP | 2 | PZ | | | | | | | | | | | | | | | | | | | | | | | | | | | | | | | | | | | | | | | | | | | | | | | | | | | | | | | |
| RC1242A0 | D=10 CLOSED CAP | 2 | PZ | | | | | | | | | | | | | | | | | | | | | | | | | | | | | | | | | | | | | | | | | | | | | | | | | | | | | | | |
| RC1356A0 | "STRAIGHT THREADED FEMALE END 8X1/4" BS | 1 | PZ | | | | | | | | | | | | | | | | | | | | | | | | | | | | | | | | | | | | | | | | | | | | | | | | | | | | | | | |
| TB2820A0 | 6X10 EPDM PIPE FOR WASHING SYSTEM | 1.460 | M | | | | | | | | | | | | | | | | | | | | | | | | | | | | | | | | | | | | | | | | | | | | | | | | | | | | | | | |
| TB3132A0 | WHITE-BLUE EPDM TEXTILE BRAID HOSE 6X12 | 0.770 | M | | | | | | | | | | | | | | | | | | | | | | | | | | | | | | | | | | | | | | | | | | | | | | | | | | | | | | | |
| VI1220A1 | 4,2X12 TCB SELF-TAPPIN G SCREW | 3 | PZ | | | | | | | | | | | | | | | | | | | | | | | | | | | | | | | | | | | | | | | | | | | | | | | | | | | | | | | |


| COMPONENT | | | SPARE PART | | | | | | | | | | | | | | | | | | | | | | | | | | | | | | | | | | | | | | | | | | | | | | | | | | | | | | |
|-----------|---|--|-------------------------------|--|--|-------------|-------------|-----|----------|----------|----------------|----|----------|---------------------------|-----------------------------------|----|----------|--------------------------|-------------------------------|----|----------|-------------------------------|---|----|----------|--------------------|-----------------------|----|----------|---------------------|--------------------------|----|----------|-----------------|-------------------|----|----|----------|---------------------------|---|----|----------|---------------------------------|---|----|----------|---------------------------------------|---|----|----------|------------------------------------|---|----|----------|-----------------------------|---|----|
| Code | Description | Image | Code | Description | Components list | | | | | | | | | | | | | | | | | | | | | | | | | | | | | | | | | | | | | | | | | | | | | | | | | | | | |
| VL1019A | VIBRATION PUMP |  | KVL1207A | US PLUS 1 ROTOR ARM WASHING SYSTEM KIT | <table border="1"> <thead> <tr> <th>Code</th> <th>Description</th> <th>Qty</th> <th>UOM</th> </tr> </thead> <tbody> <tr> <td>VL1019A0</td> <td>VIBRATION PUMP</td> <td>1</td> <td>PZ</td> </tr> <tr> <td>VL1047A1</td> <td>D6 PIPE HOLDER - D8 J.G. TERMINAL</td> <td>1</td> <td>PZ</td> </tr> <tr> <td>VL1065A1</td> <td>1/4 MALE N.O. PRESSURE SWITCH</td> <td>1</td> <td>PZ</td> </tr> <tr> <td>VL1102A1</td> <td>DETERGENT LINE FILTER + BARBED VNR 6 MM</td> <td>1</td> <td>PZ</td> </tr> <tr> <td>VL1128A1</td> <td>D6 BARBED CHECK VALVE</td> <td>2</td> <td>PZ</td> </tr> <tr> <td>VL1165A0</td> <td>BB6-AR6 STRAIGHT FITTING</td> <td>1</td> <td>PZ</td> </tr> <tr> <td>VL1166A0</td> <td>BB6-AR6 L FITTING</td> <td>3</td> <td>PZ</td> </tr> <tr> <td>VL1174C0</td> <td>D1.2 MM CALIBRATED NOZZLE</td> <td>1</td> <td>PZ</td> </tr> <tr> <td>VL1185A0</td> <td>2 WAYS PLUS WASHING DISTRIBUTOR</td> <td>1</td> <td>PZ</td> </tr> <tr> <td>VL1190A0</td> <td>PLUS WASHING SYSTEM INLET DISTRIBUTOR</td> <td>1</td> <td>PZ</td> </tr> <tr> <td>VM1605A0</td> <td>CLIP TWIST LOCK DIAM. 10.2-12.7 MM</td> <td>6</td> <td>PZ</td> </tr> <tr> <td>VM2172A0</td> <td>PUMP-WITH-RCUIT LOCKING PIN</td> <td>6</td> <td>PZ</td> </tr> </tbody> </table> | Code | Description | Qty | UOM | VL1019A0 | VIBRATION PUMP | 1 | PZ | VL1047A1 | D6 PIPE HOLDER - D8 J.G. TERMINAL | 1 | PZ | VL1065A1 | 1/4 MALE N.O. PRESSURE SWITCH | 1 | PZ | VL1102A1 | DETERGENT LINE FILTER + BARBED VNR 6 MM | 1 | PZ | VL1128A1 | D6 BARBED CHECK VALVE | 2 | PZ | VL1165A0 | BB6-AR6 STRAIGHT FITTING | 1 | PZ | VL1166A0 | BB6-AR6 L FITTING | 3 | PZ | VL1174C0 | D1.2 MM CALIBRATED NOZZLE | 1 | PZ | VL1185A0 | 2 WAYS PLUS WASHING DISTRIBUTOR | 1 | PZ | VL1190A0 | PLUS WASHING SYSTEM INLET DISTRIBUTOR | 1 | PZ | VM1605A0 | CLIP TWIST LOCK DIAM. 10.2-12.7 MM | 6 | PZ | VM2172A0 | PUMP-WITH-RCUIT LOCKING PIN | 6 | PZ |
| | | | | | Code | Description | Qty | UOM | | | | | | | | | | | | | | | | | | | | | | | | | | | | | | | | | | | | | | | | | | | | | | | | | |
| VL1019A0 | VIBRATION PUMP | 1 | | | PZ | | | | | | | | | | | | | | | | | | | | | | | | | | | | | | | | | | | | | | | | | | | | | | | | | | | | |
| VL1047A1 | D6 PIPE HOLDER - D8 J.G. TERMINAL | 1 | | | PZ | | | | | | | | | | | | | | | | | | | | | | | | | | | | | | | | | | | | | | | | | | | | | | | | | | | | |
| VL1065A1 | 1/4 MALE N.O. PRESSURE SWITCH | 1 | | | PZ | | | | | | | | | | | | | | | | | | | | | | | | | | | | | | | | | | | | | | | | | | | | | | | | | | | | |
| VL1102A1 | DETERGENT LINE FILTER + BARBED VNR 6 MM | 1 | | | PZ | | | | | | | | | | | | | | | | | | | | | | | | | | | | | | | | | | | | | | | | | | | | | | | | | | | | |
| VL1128A1 | D6 BARBED CHECK VALVE | 2 | | | PZ | | | | | | | | | | | | | | | | | | | | | | | | | | | | | | | | | | | | | | | | | | | | | | | | | | | | |
| VL1165A0 | BB6-AR6 STRAIGHT FITTING | 1 | | | PZ | | | | | | | | | | | | | | | | | | | | | | | | | | | | | | | | | | | | | | | | | | | | | | | | | | | | |
| VL1166A0 | BB6-AR6 L FITTING | 3 | | | PZ | | | | | | | | | | | | | | | | | | | | | | | | | | | | | | | | | | | | | | | | | | | | | | | | | | | | |
| VL1174C0 | D1.2 MM CALIBRATED NOZZLE | 1 | | | PZ | | | | | | | | | | | | | | | | | | | | | | | | | | | | | | | | | | | | | | | | | | | | | | | | | | | | |
| VL1185A0 | 2 WAYS PLUS WASHING DISTRIBUTOR | 1 | | | PZ | | | | | | | | | | | | | | | | | | | | | | | | | | | | | | | | | | | | | | | | | | | | | | | | | | | | |
| VL1190A0 | PLUS WASHING SYSTEM INLET DISTRIBUTOR | 1 | | | PZ | | | | | | | | | | | | | | | | | | | | | | | | | | | | | | | | | | | | | | | | | | | | | | | | | | | | |
| VM1605A0 | CLIP TWIST LOCK DIAM. 10.2-12.7 MM | 6 | | | PZ | | | | | | | | | | | | | | | | | | | | | | | | | | | | | | | | | | | | | | | | | | | | | | | | | | | | |
| VM2172A0 | PUMP-WITH-RCUIT LOCKING PIN | 6 | | | PZ | | | | | | | | | | | | | | | | | | | | | | | | | | | | | | | | | | | | | | | | | | | | | | | | | | | | |
| KVL1198A | MM EU HOOD CLEANING SYSTEM KIT | <table border="1"> <thead> <tr> <th>Code</th> <th>Description</th> <th>Qty</th> <th>UOM</th> </tr> </thead> <tbody> <tr> <td>0H2213A1</td> <td></td> <td>1</td> <td>PZ</td> </tr> <tr> <td>EL1440A0</td> <td>WATER SELF CLEANING VALVE</td> <td>2</td> <td>PZ</td> </tr> <tr> <td>GN1526A0</td> <td>INT. D.=6.9 TH=1.8 O-RIN</td> <td>5</td> <td>PZ</td> </tr> <tr> <td>RC1018A0</td> <td>ZINC PLATED D12 ELASTIC CLAMP</td> <td>6</td> <td>PZ</td> </tr> <tr> <td>RC1019A0</td> <td>D=10 ELASTIC CLAMP</td> <td>16</td> <td>PZ</td> </tr> <tr> <td>RC1131A0</td> <td>200X2.6 BLACK CLAMP</td> <td>1</td> <td>PZ</td> </tr> <tr> <td>RC1242A0</td> <td>D=10 CLOSED CAP</td> <td>2</td> <td>PZ</td> </tr> </tbody> </table> | | | Code | Description | Qty | UOM | 0H2213A1 | | 1 | PZ | EL1440A0 | WATER SELF CLEANING VALVE | 2 | PZ | GN1526A0 | INT. D.=6.9 TH=1.8 O-RIN | 5 | PZ | RC1018A0 | ZINC PLATED D12 ELASTIC CLAMP | 6 | PZ | RC1019A0 | D=10 ELASTIC CLAMP | 16 | PZ | RC1131A0 | 200X2.6 BLACK CLAMP | 1 | PZ | RC1242A0 | D=10 CLOSED CAP | 2 | PZ | | | | | | | | | | | | | | | | | | | | | |
| | | Code | | | Description | Qty | UOM | | | | | | | | | | | | | | | | | | | | | | | | | | | | | | | | | | | | | | | | | | | | | | | | | | |
| | | 0H2213A1 | | | | 1 | PZ | | | | | | | | | | | | | | | | | | | | | | | | | | | | | | | | | | | | | | | | | | | | | | | | | | |
| | | EL1440A0 | WATER SELF CLEANING VALVE | 2 | PZ | | | | | | | | | | | | | | | | | | | | | | | | | | | | | | | | | | | | | | | | | | | | | | | | | | | | |
| | | GN1526A0 | INT. D.=6.9 TH=1.8 O-RIN | 5 | PZ | | | | | | | | | | | | | | | | | | | | | | | | | | | | | | | | | | | | | | | | | | | | | | | | | | | | |
| | | RC1018A0 | ZINC PLATED D12 ELASTIC CLAMP | 6 | PZ | | | | | | | | | | | | | | | | | | | | | | | | | | | | | | | | | | | | | | | | | | | | | | | | | | | | |
| | | RC1019A0 | D=10 ELASTIC CLAMP | 16 | PZ | | | | | | | | | | | | | | | | | | | | | | | | | | | | | | | | | | | | | | | | | | | | | | | | | | | | |
| | | RC1131A0 | 200X2.6 BLACK CLAMP | 1 | PZ | | | | | | | | | | | | | | | | | | | | | | | | | | | | | | | | | | | | | | | | | | | | | | | | | | | | |
| | | RC1242A0 | D=10 CLOSED CAP | 2 | PZ | | | | | | | | | | | | | | | | | | | | | | | | | | | | | | | | | | | | | | | | | | | | | | | | | | | | |


| COMPONENT | | | SPARE PART | | | | | | | | | | | | | | | | | | | | | | | | | | | | | | | | | | | | | | | | | | | | | | | | | | | | | | | | | | | | | | | | | | | | | | | | | | | | | | | | | |
|-----------|--|---|------------|--------------------------------------|---|------|-------------|-----|-----|----------|--|-------|---|----------|--|-------|---|----------|--------------------------------------|---|----|----------|-------------------|---|----|----------|---|---|----|----------|--|---|----|----------|--|---|----|----------|-----------------------------------|---|----|----------|--------------------------|---|----|----------|--------------------------------|---|----|----------|----------------------|---|----|----------|---------------------------------|---|----|----------|--|---|----|----------|--|---|----|----------|--------------------------------------|---|----|----------|--|--|------|-------------|-----|-----|----------|---------------------------------|---|----|----------|--|---|----|
| Code | Description | Image | Code | Description | Components list | | | | | | | | | | | | | | | | | | | | | | | | | | | | | | | | | | | | | | | | | | | | | | | | | | | | | | | | | | | | | | | | | | | | | | | | | | | | | | | |
| VL1019A | VIBRATION PUMP |  | KVL1198A | MM EU HOOD CLEANING SYSTEM KIT | <table border="1"> <thead> <tr> <th>Code</th> <th>Description</th> <th>Qty</th> <th>UOM</th> </tr> </thead> <tbody> <tr> <td>TB2820A0</td> <td>6X10 EPDM PIPE FOR WASHING SYSTEM</td> <td>2.240</td> <td>M</td> </tr> <tr> <td>TB3132A0</td> <td>WHITE-BLUE EPDM TEXTILE BRAID HOSE 6X12</td> <td>0.440</td> <td>M</td> </tr> <tr> <td>VI1220A1</td> <td>4,2X12 TCB SELF-TAPPIN G SCREW</td> <td>3</td> <td>PZ</td> </tr> <tr> <td>VL1019A0</td> <td>VIBRATION PUMP</td> <td>1</td> <td>PZ</td> </tr> <tr> <td>VL1047A1</td> <td>D6 PIPE HOLDER - D8 J.G. TERMINAL</td> <td>2</td> <td>PZ</td> </tr> <tr> <td>VL1054B0</td> <td>ONE WASHING SYS INLET DISTRIBUTOR</td> <td>1</td> <td>PZ</td> </tr> <tr> <td>VL1102A1</td> <td>DETERGENT LINE FILTER + BARBED VNR 6 MM</td> <td>1</td> <td>PZ</td> </tr> <tr> <td>VL1127A1</td> <td>6MM BARBED T-SHAPED FITTING</td> <td>1</td> <td>PZ</td> </tr> <tr> <td>VL1128A1</td> <td>D6 BARBED CHECK VALVE</td> <td>2</td> <td>PZ</td> </tr> <tr> <td>VL1165A0</td> <td>BB6-AR6 STRAIGHT FITTING</td> <td>2</td> <td>PZ</td> </tr> <tr> <td>VL1166A0</td> <td>BB6-AR6 L FITTING</td> <td>2</td> <td>PZ</td> </tr> <tr> <td>VL1174C0</td> <td>D1.2 MM CALIBRATED NOZZLE</td> <td>1</td> <td>PZ</td> </tr> <tr> <td>VL1191A0</td> <td>ONE WASHING DISTRIBUTOR OUTLETS KIT</td> <td>1</td> <td>PZ</td> </tr> <tr> <td>VM1605A0</td> <td>CLIP TWIST LOCK DIAM. 10,2-12,7 MM</td> <td>4</td> <td>PZ</td> </tr> <tr> <td>VM2172A0</td> <td>PUMP-WITH-CI RCUIT LOCKING PIN</td> <td>5</td> <td>PZ</td> </tr> </tbody> </table> | Code | Description | Qty | UOM | TB2820A0 | 6X10 EPDM PIPE FOR WASHING SYSTEM | 2.240 | M | TB3132A0 | WHITE-BLUE EPDM TEXTILE BRAID HOSE 6X12 | 0.440 | M | VI1220A1 | 4,2X12 TCB SELF-TAPPIN G SCREW | 3 | PZ | VL1019A0 | VIBRATION PUMP | 1 | PZ | VL1047A1 | D6 PIPE HOLDER - D8 J.G. TERMINAL | 2 | PZ | VL1054B0 | ONE WASHING SYS INLET DISTRIBUTOR | 1 | PZ | VL1102A1 | DETERGENT LINE FILTER + BARBED VNR 6 MM | 1 | PZ | VL1127A1 | 6MM BARBED T-SHAPED FITTING | 1 | PZ | VL1128A1 | D6 BARBED CHECK VALVE | 2 | PZ | VL1165A0 | BB6-AR6 STRAIGHT FITTING | 2 | PZ | VL1166A0 | BB6-AR6 L FITTING | 2 | PZ | VL1174C0 | D1.2 MM CALIBRATED NOZZLE | 1 | PZ | VL1191A0 | ONE WASHING DISTRIBUTOR OUTLETS KIT | 1 | PZ | VM1605A0 | CLIP TWIST LOCK DIAM. 10,2-12,7 MM | 4 | PZ | VM2172A0 | PUMP-WITH-CI RCUIT LOCKING PIN | 5 | PZ | KVL1187A | 3 ROTOR ARMS PLUS EU CLEANING SYSTEM KIT | <table border="1"> <thead> <tr> <th>Code</th> <th>Description</th> <th>Qty</th> <th>UOM</th> </tr> </thead> <tbody> <tr> <td>0H2143A0</td> <td>LAMIERA BLOCCA VNR VL1128</td> <td>3</td> <td>PZ</td> </tr> <tr> <td>0H2168A0</td> <td></td> <td>1</td> <td>PZ</td> </tr> </tbody> </table> | Code | Description | Qty | UOM | 0H2143A0 | LAMIERA BLOCCA VNR VL1128 | 3 | PZ | 0H2168A0 | | 1 | PZ |
| | | | Code | Description | Qty | UOM | | | | | | | | | | | | | | | | | | | | | | | | | | | | | | | | | | | | | | | | | | | | | | | | | | | | | | | | | | | | | | | | | | | | | | | | | | | | | | |
| TB2820A0 | 6X10 EPDM PIPE FOR WASHING SYSTEM | 2.240 | M | | | | | | | | | | | | | | | | | | | | | | | | | | | | | | | | | | | | | | | | | | | | | | | | | | | | | | | | | | | | | | | | | | | | | | | | | | | | | | | | | |
| TB3132A0 | WHITE-BLUE EPDM TEXTILE BRAID HOSE 6X12 | 0.440 | M | | | | | | | | | | | | | | | | | | | | | | | | | | | | | | | | | | | | | | | | | | | | | | | | | | | | | | | | | | | | | | | | | | | | | | | | | | | | | | | | | |
| VI1220A1 | 4,2X12 TCB SELF-TAPPIN G SCREW | 3 | PZ | | | | | | | | | | | | | | | | | | | | | | | | | | | | | | | | | | | | | | | | | | | | | | | | | | | | | | | | | | | | | | | | | | | | | | | | | | | | | | | | | |
| VL1019A0 | VIBRATION PUMP | 1 | PZ | | | | | | | | | | | | | | | | | | | | | | | | | | | | | | | | | | | | | | | | | | | | | | | | | | | | | | | | | | | | | | | | | | | | | | | | | | | | | | | | | |
| VL1047A1 | D6 PIPE HOLDER - D8 J.G. TERMINAL | 2 | PZ | | | | | | | | | | | | | | | | | | | | | | | | | | | | | | | | | | | | | | | | | | | | | | | | | | | | | | | | | | | | | | | | | | | | | | | | | | | | | | | | | |
| VL1054B0 | ONE WASHING SYS INLET DISTRIBUTOR | 1 | PZ | | | | | | | | | | | | | | | | | | | | | | | | | | | | | | | | | | | | | | | | | | | | | | | | | | | | | | | | | | | | | | | | | | | | | | | | | | | | | | | | | |
| VL1102A1 | DETERGENT LINE FILTER + BARBED VNR 6 MM | 1 | PZ | | | | | | | | | | | | | | | | | | | | | | | | | | | | | | | | | | | | | | | | | | | | | | | | | | | | | | | | | | | | | | | | | | | | | | | | | | | | | | | | | |
| VL1127A1 | 6MM BARBED T-SHAPED FITTING | 1 | PZ | | | | | | | | | | | | | | | | | | | | | | | | | | | | | | | | | | | | | | | | | | | | | | | | | | | | | | | | | | | | | | | | | | | | | | | | | | | | | | | | | |
| VL1128A1 | D6 BARBED CHECK VALVE | 2 | PZ | | | | | | | | | | | | | | | | | | | | | | | | | | | | | | | | | | | | | | | | | | | | | | | | | | | | | | | | | | | | | | | | | | | | | | | | | | | | | | | | | |
| VL1165A0 | BB6-AR6 STRAIGHT FITTING | 2 | PZ | | | | | | | | | | | | | | | | | | | | | | | | | | | | | | | | | | | | | | | | | | | | | | | | | | | | | | | | | | | | | | | | | | | | | | | | | | | | | | | | | |
| VL1166A0 | BB6-AR6 L FITTING | 2 | PZ | | | | | | | | | | | | | | | | | | | | | | | | | | | | | | | | | | | | | | | | | | | | | | | | | | | | | | | | | | | | | | | | | | | | | | | | | | | | | | | | | |
| VL1174C0 | D1.2 MM CALIBRATED NOZZLE | 1 | PZ | | | | | | | | | | | | | | | | | | | | | | | | | | | | | | | | | | | | | | | | | | | | | | | | | | | | | | | | | | | | | | | | | | | | | | | | | | | | | | | | | |
| VL1191A0 | ONE WASHING DISTRIBUTOR OUTLETS KIT | 1 | PZ | | | | | | | | | | | | | | | | | | | | | | | | | | | | | | | | | | | | | | | | | | | | | | | | | | | | | | | | | | | | | | | | | | | | | | | | | | | | | | | | | |
| VM1605A0 | CLIP TWIST LOCK DIAM. 10,2-12,7 MM | 4 | PZ | | | | | | | | | | | | | | | | | | | | | | | | | | | | | | | | | | | | | | | | | | | | | | | | | | | | | | | | | | | | | | | | | | | | | | | | | | | | | | | | | |
| VM2172A0 | PUMP-WITH-CI RCUIT LOCKING PIN | 5 | PZ | | | | | | | | | | | | | | | | | | | | | | | | | | | | | | | | | | | | | | | | | | | | | | | | | | | | | | | | | | | | | | | | | | | | | | | | | | | | | | | | | |
| Code | Description | Qty | UOM | | | | | | | | | | | | | | | | | | | | | | | | | | | | | | | | | | | | | | | | | | | | | | | | | | | | | | | | | | | | | | | | | | | | | | | | | | | | | | | | | |
| 0H2143A0 | LAMIERA BLOCCA VNR VL1128 | 3 | PZ | | | | | | | | | | | | | | | | | | | | | | | | | | | | | | | | | | | | | | | | | | | | | | | | | | | | | | | | | | | | | | | | | | | | | | | | | | | | | | | | | |
| 0H2168A0 | | 1 | PZ | | | | | | | | | | | | | | | | | | | | | | | | | | | | | | | | | | | | | | | | | | | | | | | | | | | | | | | | | | | | | | | | | | | | | | | | | | | | | | | | | |


| COMPONENT | | | SPARE PART | | | | | | | | | | | | | | | | | | | | | | | | | | | | | | | | | | | | | | | | | | | | | | | | | | | | | | | | | | | | | | | | | | | | | | | | | | | | | | | | | | |
|-----------|---|---|------------|--|---|------|-------------|-----|-----|----------|--------------------------------------|---|----|----------|---|---|----|----------|--------------------------------------|---|----|----------|---------------------------------|---|----|----------|-----------------------------|---|----|----------|-------------------------------------|----|----|----------|-----------------------|----|----|----------|--------------|---|----|----------|------------------------|---|----|----------|--------------------|---|----|----------|--------------------------|---|----|----------|--|---|----|----------|--|-------|---|----------|--|-------|---|----------|--------------------------------------|---|----|----------|-------------------|---|----|----------|---|---|----|----------|---|---|----|----------|---|---|----|
| Code | Description | Image | Code | Description | Components list | | | | | | | | | | | | | | | | | | | | | | | | | | | | | | | | | | | | | | | | | | | | | | | | | | | | | | | | | | | | | | | | | | | | | | | | | | | | | | | | |
| VL1019A | VIBRATION PUMP |  | KVL1187A | 3 ROTOR ARMS PLUS EU CLEANING SYSTEM KIT | <table border="1"> <thead> <tr> <th>Code</th> <th>Description</th> <th>Qty</th> <th>UOM</th> </tr> </thead> <tbody> <tr> <td>0H2354A0</td> <td>XEVC-XEVL WASHING CIRCUIT PLAT</td> <td>1</td> <td>PZ</td> </tr> <tr> <td>EL1120A0</td> <td>D8-D6 FEMALE STRAIGHT INTERM. CONNECTION</td> <td>1</td> <td>PZ</td> </tr> <tr> <td>EL1220A0</td> <td>JG STRAIGHT CONNECTION Ø8F-Ø8F</td> <td>2</td> <td>PZ</td> </tr> <tr> <td>EL1440A0</td> <td>WATER SELF CLEANING VALVE</td> <td>4</td> <td>PZ</td> </tr> <tr> <td>GN1526A0</td> <td>INT. D.=6.9 TH=1.8 O-RIN</td> <td>9</td> <td>PZ</td> </tr> <tr> <td>RC1018A0</td> <td>ZINC PLATED D12 ELASTIC CLAMP</td> <td>10</td> <td>PZ</td> </tr> <tr> <td>RC1019A0</td> <td>D=10 ELASTIC CLAMP</td> <td>22</td> <td>PZ</td> </tr> <tr> <td>RC1130A0</td> <td>130X2,6 CLAM</td> <td>4</td> <td>PZ</td> </tr> <tr> <td>RC1131A0</td> <td>200X2.6 BLACK CLAMP</td> <td>3</td> <td>PZ</td> </tr> <tr> <td>RC1242A0</td> <td>D=10 CLOSED CAP</td> <td>2</td> <td>PZ</td> </tr> <tr> <td>RC1310A0</td> <td>140X4 CLAMP WITH CLIP</td> <td>1</td> <td>PZ</td> </tr> <tr> <td>RC1356A0</td> <td>"STRAIGHT THREADED FEMALE END 8X1/4" BS</td> <td>1</td> <td>PZ</td> </tr> <tr> <td>TB2820A0</td> <td>6X10 EPDM PIPE FOR WASHING SYSTEM</td> <td>1.510</td> <td>M</td> </tr> <tr> <td>TB3132A0</td> <td>WHITE-BLUE EPDM TEXTILE BRAID HOSE 6X12</td> <td>1.210</td> <td>M</td> </tr> <tr> <td>VI1220A1</td> <td>4,2X12 TCB SELF-TAPPIN G SCREW</td> <td>3</td> <td>PZ</td> </tr> <tr> <td>VL1019A0</td> <td>VIBRATION PUMP</td> <td>1</td> <td>PZ</td> </tr> <tr> <td>VL1046A1</td> <td>D6 PIPE HOLDER - D6 J.G. TERMINAL</td> <td>3</td> <td>PZ</td> </tr> <tr> <td>VL1047A1</td> <td>D6 PIPE HOLDER - D8 J.G. TERMINAL</td> <td>1</td> <td>PZ</td> </tr> <tr> <td>VL1064A0</td> <td>WASHING SYSTEM OUTLETS DISTRIBUTOR</td> <td>1</td> <td>PZ</td> </tr> </tbody> </table> | Code | Description | Qty | UOM | 0H2354A0 | XEVC-XEVL WASHING CIRCUIT PLAT | 1 | PZ | EL1120A0 | D8-D6 FEMALE STRAIGHT INTERM. CONNECTION | 1 | PZ | EL1220A0 | JG STRAIGHT CONNECTION Ø8F-Ø8F | 2 | PZ | EL1440A0 | WATER SELF CLEANING VALVE | 4 | PZ | GN1526A0 | INT. D.=6.9 TH=1.8 O-RIN | 9 | PZ | RC1018A0 | ZINC PLATED D12 ELASTIC CLAMP | 10 | PZ | RC1019A0 | D=10 ELASTIC CLAMP | 22 | PZ | RC1130A0 | 130X2,6 CLAM | 4 | PZ | RC1131A0 | 200X2.6 BLACK CLAMP | 3 | PZ | RC1242A0 | D=10 CLOSED CAP | 2 | PZ | RC1310A0 | 140X4 CLAMP WITH CLIP | 1 | PZ | RC1356A0 | "STRAIGHT THREADED FEMALE END 8X1/4" BS | 1 | PZ | TB2820A0 | 6X10 EPDM PIPE FOR WASHING SYSTEM | 1.510 | M | TB3132A0 | WHITE-BLUE EPDM TEXTILE BRAID HOSE 6X12 | 1.210 | M | VI1220A1 | 4,2X12 TCB SELF-TAPPIN G SCREW | 3 | PZ | VL1019A0 | VIBRATION PUMP | 1 | PZ | VL1046A1 | D6 PIPE HOLDER - D6 J.G. TERMINAL | 3 | PZ | VL1047A1 | D6 PIPE HOLDER - D8 J.G. TERMINAL | 1 | PZ | VL1064A0 | WASHING SYSTEM OUTLETS DISTRIBUTOR | 1 | PZ |
| Code | Description | Qty | UOM | | | | | | | | | | | | | | | | | | | | | | | | | | | | | | | | | | | | | | | | | | | | | | | | | | | | | | | | | | | | | | | | | | | | | | | | | | | | | | | | | | |
| 0H2354A0 | XEVC-XEVL WASHING CIRCUIT PLAT | 1 | PZ | | | | | | | | | | | | | | | | | | | | | | | | | | | | | | | | | | | | | | | | | | | | | | | | | | | | | | | | | | | | | | | | | | | | | | | | | | | | | | | | | | |
| EL1120A0 | D8-D6 FEMALE STRAIGHT INTERM. CONNECTION | 1 | PZ | | | | | | | | | | | | | | | | | | | | | | | | | | | | | | | | | | | | | | | | | | | | | | | | | | | | | | | | | | | | | | | | | | | | | | | | | | | | | | | | | | |
| EL1220A0 | JG STRAIGHT CONNECTION Ø8F-Ø8F | 2 | PZ | | | | | | | | | | | | | | | | | | | | | | | | | | | | | | | | | | | | | | | | | | | | | | | | | | | | | | | | | | | | | | | | | | | | | | | | | | | | | | | | | | |
| EL1440A0 | WATER SELF CLEANING VALVE | 4 | PZ | | | | | | | | | | | | | | | | | | | | | | | | | | | | | | | | | | | | | | | | | | | | | | | | | | | | | | | | | | | | | | | | | | | | | | | | | | | | | | | | | | |
| GN1526A0 | INT. D.=6.9 TH=1.8 O-RIN | 9 | PZ | | | | | | | | | | | | | | | | | | | | | | | | | | | | | | | | | | | | | | | | | | | | | | | | | | | | | | | | | | | | | | | | | | | | | | | | | | | | | | | | | | |
| RC1018A0 | ZINC PLATED D12 ELASTIC CLAMP | 10 | PZ | | | | | | | | | | | | | | | | | | | | | | | | | | | | | | | | | | | | | | | | | | | | | | | | | | | | | | | | | | | | | | | | | | | | | | | | | | | | | | | | | | |
| RC1019A0 | D=10 ELASTIC CLAMP | 22 | PZ | | | | | | | | | | | | | | | | | | | | | | | | | | | | | | | | | | | | | | | | | | | | | | | | | | | | | | | | | | | | | | | | | | | | | | | | | | | | | | | | | | |
| RC1130A0 | 130X2,6 CLAM | 4 | PZ | | | | | | | | | | | | | | | | | | | | | | | | | | | | | | | | | | | | | | | | | | | | | | | | | | | | | | | | | | | | | | | | | | | | | | | | | | | | | | | | | | |
| RC1131A0 | 200X2.6 BLACK CLAMP | 3 | PZ | | | | | | | | | | | | | | | | | | | | | | | | | | | | | | | | | | | | | | | | | | | | | | | | | | | | | | | | | | | | | | | | | | | | | | | | | | | | | | | | | | |
| RC1242A0 | D=10 CLOSED CAP | 2 | PZ | | | | | | | | | | | | | | | | | | | | | | | | | | | | | | | | | | | | | | | | | | | | | | | | | | | | | | | | | | | | | | | | | | | | | | | | | | | | | | | | | | |
| RC1310A0 | 140X4 CLAMP WITH CLIP | 1 | PZ | | | | | | | | | | | | | | | | | | | | | | | | | | | | | | | | | | | | | | | | | | | | | | | | | | | | | | | | | | | | | | | | | | | | | | | | | | | | | | | | | | |
| RC1356A0 | "STRAIGHT THREADED FEMALE END 8X1/4" BS | 1 | PZ | | | | | | | | | | | | | | | | | | | | | | | | | | | | | | | | | | | | | | | | | | | | | | | | | | | | | | | | | | | | | | | | | | | | | | | | | | | | | | | | | | |
| TB2820A0 | 6X10 EPDM PIPE FOR WASHING SYSTEM | 1.510 | M | | | | | | | | | | | | | | | | | | | | | | | | | | | | | | | | | | | | | | | | | | | | | | | | | | | | | | | | | | | | | | | | | | | | | | | | | | | | | | | | | | |
| TB3132A0 | WHITE-BLUE EPDM TEXTILE BRAID HOSE 6X12 | 1.210 | M | | | | | | | | | | | | | | | | | | | | | | | | | | | | | | | | | | | | | | | | | | | | | | | | | | | | | | | | | | | | | | | | | | | | | | | | | | | | | | | | | | |
| VI1220A1 | 4,2X12 TCB SELF-TAPPIN G SCREW | 3 | PZ | | | | | | | | | | | | | | | | | | | | | | | | | | | | | | | | | | | | | | | | | | | | | | | | | | | | | | | | | | | | | | | | | | | | | | | | | | | | | | | | | | |
| VL1019A0 | VIBRATION PUMP | 1 | PZ | | | | | | | | | | | | | | | | | | | | | | | | | | | | | | | | | | | | | | | | | | | | | | | | | | | | | | | | | | | | | | | | | | | | | | | | | | | | | | | | | | |
| VL1046A1 | D6 PIPE HOLDER - D6 J.G. TERMINAL | 3 | PZ | | | | | | | | | | | | | | | | | | | | | | | | | | | | | | | | | | | | | | | | | | | | | | | | | | | | | | | | | | | | | | | | | | | | | | | | | | | | | | | | | | |
| VL1047A1 | D6 PIPE HOLDER - D8 J.G. TERMINAL | 1 | PZ | | | | | | | | | | | | | | | | | | | | | | | | | | | | | | | | | | | | | | | | | | | | | | | | | | | | | | | | | | | | | | | | | | | | | | | | | | | | | | | | | | |
| VL1064A0 | WASHING SYSTEM OUTLETS DISTRIBUTOR | 1 | PZ | | | | | | | | | | | | | | | | | | | | | | | | | | | | | | | | | | | | | | | | | | | | | | | | | | | | | | | | | | | | | | | | | | | | | | | | | | | | | | | | | | |


| COMPONENT | | | SPARE PART | | | | | | | | | | | | | | | | | | | | | | | | | | | | | | | | | | | | | | | | | | | | | | | | | | | | | | | | | | | | | | | | | | | | | | | | | | | | | | |
|-----------|--|---|------------|--|---|------|-------------|-----|-----|----------|-------------------------------|---|----|----------|-----------------------------------|---|----|----------|--|---|----|----------|---|---|----|----------|-----------------------------|---|----|----------|-----------------------|---|----|----------|-----------------------|---|----|----------|--------------------------|---|----|----------|-------------------|---|----|----------|--|---|----|----------|--|---|----|----------|---------------------------------------|---|----|----------|---------------------------|---|----|----------|---------------------------------|---|----|----------|---------------------------------|---|----|----------|---------------------------------------|---|----|----------|------------------------------------|---|----|----------|--------------------------------|---|----|
| Code | Description | Image | Code | Description | Components list | | | | | | | | | | | | | | | | | | | | | | | | | | | | | | | | | | | | | | | | | | | | | | | | | | | | | | | | | | | | | | | | | | | | | | | | | | | | |
| VL1019A | VIBRATION PUMP |  | KVL1187A | 3 ROTOR ARMS PLUS EU CLEANING SYSTEM KIT | <table border="1"> <thead> <tr> <th>Code</th> <th>Description</th> <th>Qty</th> <th>UOM</th> </tr> </thead> <tbody> <tr> <td>VL1065A1</td> <td>1/4 MALE N.O. PRESSURE SWITCH</td> <td>1</td> <td>PZ</td> </tr> <tr> <td>VL1067A0</td> <td>WASHING SYSTEM INLETS DISTRIBUTOR</td> <td>1</td> <td>PZ</td> </tr> <tr> <td>VL1092A0</td> <td>WASHING SYSTEM OUTLET DOUBLE DISTRIBUTOR</td> <td>1</td> <td>PZ</td> </tr> <tr> <td>VL1102A1</td> <td>DETERGENT LINE FILTER + BARBED VNR 6 MM</td> <td>1</td> <td>PZ</td> </tr> <tr> <td>VL1127A1</td> <td>6MM BARBED T-SHAPED FITTING</td> <td>2</td> <td>PZ</td> </tr> <tr> <td>VL1128A0</td> <td>D6 BARBED CHECK VALVE</td> <td>3</td> <td>PZ</td> </tr> <tr> <td>VL1128A1</td> <td>D6 BARBED CHECK VALVE</td> <td>3</td> <td>PZ</td> </tr> <tr> <td>VL1165A0</td> <td>BB6-AR6 STRAIGHT FITTING</td> <td>4</td> <td>PZ</td> </tr> <tr> <td>VL1166A0</td> <td>BB6-AR6 L FITTING</td> <td>4</td> <td>PZ</td> </tr> <tr> <td>VL1167A0</td> <td></td> <td>1</td> <td>PZ</td> </tr> <tr> <td>VL1167A1</td> <td></td> <td>1</td> <td>PZ</td> </tr> <tr> <td>VL1167A2</td> <td>GN21 3 ROTOR ARMS B-B FLOW RESTRICTOR</td> <td>1</td> <td>PZ</td> </tr> <tr> <td>VL1174C0</td> <td>D1.2 MM CALIBRATED NOZZLE</td> <td>1</td> <td>PZ</td> </tr> <tr> <td>VL1185A0</td> <td>2 WAYS PLUS WASHING DISTRIBUTOR</td> <td>1</td> <td>PZ</td> </tr> <tr> <td>VL1186A0</td> <td>3 WAYS PLUS WASHING DISTRIBUTOR</td> <td>1</td> <td>PZ</td> </tr> <tr> <td>VL1190A0</td> <td>PLUS WASHING SYSTEM INLET DISTRIBUTOR</td> <td>1</td> <td>PZ</td> </tr> <tr> <td>VM1605A0</td> <td>CLIP TWIST LOCK DIAM. 10,2-12,7 MM</td> <td>3</td> <td>PZ</td> </tr> <tr> <td>VM2172A0</td> <td>PUMP-WITH-CI RCUIT LOCKING PIN</td> <td>9</td> <td>PZ</td> </tr> </tbody> </table> | Code | Description | Qty | UOM | VL1065A1 | 1/4 MALE N.O. PRESSURE SWITCH | 1 | PZ | VL1067A0 | WASHING SYSTEM INLETS DISTRIBUTOR | 1 | PZ | VL1092A0 | WASHING SYSTEM OUTLET DOUBLE DISTRIBUTOR | 1 | PZ | VL1102A1 | DETERGENT LINE FILTER + BARBED VNR 6 MM | 1 | PZ | VL1127A1 | 6MM BARBED T-SHAPED FITTING | 2 | PZ | VL1128A0 | D6 BARBED CHECK VALVE | 3 | PZ | VL1128A1 | D6 BARBED CHECK VALVE | 3 | PZ | VL1165A0 | BB6-AR6 STRAIGHT FITTING | 4 | PZ | VL1166A0 | BB6-AR6 L FITTING | 4 | PZ | VL1167A0 | | 1 | PZ | VL1167A1 | | 1 | PZ | VL1167A2 | GN21 3 ROTOR ARMS B-B FLOW RESTRICTOR | 1 | PZ | VL1174C0 | D1.2 MM CALIBRATED NOZZLE | 1 | PZ | VL1185A0 | 2 WAYS PLUS WASHING DISTRIBUTOR | 1 | PZ | VL1186A0 | 3 WAYS PLUS WASHING DISTRIBUTOR | 1 | PZ | VL1190A0 | PLUS WASHING SYSTEM INLET DISTRIBUTOR | 1 | PZ | VM1605A0 | CLIP TWIST LOCK DIAM. 10,2-12,7 MM | 3 | PZ | VM2172A0 | PUMP-WITH-CI RCUIT LOCKING PIN | 9 | PZ |
| Code | Description | Qty | UOM | | | | | | | | | | | | | | | | | | | | | | | | | | | | | | | | | | | | | | | | | | | | | | | | | | | | | | | | | | | | | | | | | | | | | | | | | | | | | | |
| VL1065A1 | 1/4 MALE N.O. PRESSURE SWITCH | 1 | PZ | | | | | | | | | | | | | | | | | | | | | | | | | | | | | | | | | | | | | | | | | | | | | | | | | | | | | | | | | | | | | | | | | | | | | | | | | | | | | | |
| VL1067A0 | WASHING SYSTEM INLETS DISTRIBUTOR | 1 | PZ | | | | | | | | | | | | | | | | | | | | | | | | | | | | | | | | | | | | | | | | | | | | | | | | | | | | | | | | | | | | | | | | | | | | | | | | | | | | | | |
| VL1092A0 | WASHING SYSTEM OUTLET DOUBLE DISTRIBUTOR | 1 | PZ | | | | | | | | | | | | | | | | | | | | | | | | | | | | | | | | | | | | | | | | | | | | | | | | | | | | | | | | | | | | | | | | | | | | | | | | | | | | | | |
| VL1102A1 | DETERGENT LINE FILTER + BARBED VNR 6 MM | 1 | PZ | | | | | | | | | | | | | | | | | | | | | | | | | | | | | | | | | | | | | | | | | | | | | | | | | | | | | | | | | | | | | | | | | | | | | | | | | | | | | | |
| VL1127A1 | 6MM BARBED T-SHAPED FITTING | 2 | PZ | | | | | | | | | | | | | | | | | | | | | | | | | | | | | | | | | | | | | | | | | | | | | | | | | | | | | | | | | | | | | | | | | | | | | | | | | | | | | | |
| VL1128A0 | D6 BARBED CHECK VALVE | 3 | PZ | | | | | | | | | | | | | | | | | | | | | | | | | | | | | | | | | | | | | | | | | | | | | | | | | | | | | | | | | | | | | | | | | | | | | | | | | | | | | | |
| VL1128A1 | D6 BARBED CHECK VALVE | 3 | PZ | | | | | | | | | | | | | | | | | | | | | | | | | | | | | | | | | | | | | | | | | | | | | | | | | | | | | | | | | | | | | | | | | | | | | | | | | | | | | | |
| VL1165A0 | BB6-AR6 STRAIGHT FITTING | 4 | PZ | | | | | | | | | | | | | | | | | | | | | | | | | | | | | | | | | | | | | | | | | | | | | | | | | | | | | | | | | | | | | | | | | | | | | | | | | | | | | | |
| VL1166A0 | BB6-AR6 L FITTING | 4 | PZ | | | | | | | | | | | | | | | | | | | | | | | | | | | | | | | | | | | | | | | | | | | | | | | | | | | | | | | | | | | | | | | | | | | | | | | | | | | | | | |
| VL1167A0 | | 1 | PZ | | | | | | | | | | | | | | | | | | | | | | | | | | | | | | | | | | | | | | | | | | | | | | | | | | | | | | | | | | | | | | | | | | | | | | | | | | | | | | |
| VL1167A1 | | 1 | PZ | | | | | | | | | | | | | | | | | | | | | | | | | | | | | | | | | | | | | | | | | | | | | | | | | | | | | | | | | | | | | | | | | | | | | | | | | | | | | | |
| VL1167A2 | GN21 3 ROTOR ARMS B-B FLOW RESTRICTOR | 1 | PZ | | | | | | | | | | | | | | | | | | | | | | | | | | | | | | | | | | | | | | | | | | | | | | | | | | | | | | | | | | | | | | | | | | | | | | | | | | | | | | |
| VL1174C0 | D1.2 MM CALIBRATED NOZZLE | 1 | PZ | | | | | | | | | | | | | | | | | | | | | | | | | | | | | | | | | | | | | | | | | | | | | | | | | | | | | | | | | | | | | | | | | | | | | | | | | | | | | | |
| VL1185A0 | 2 WAYS PLUS WASHING DISTRIBUTOR | 1 | PZ | | | | | | | | | | | | | | | | | | | | | | | | | | | | | | | | | | | | | | | | | | | | | | | | | | | | | | | | | | | | | | | | | | | | | | | | | | | | | | |
| VL1186A0 | 3 WAYS PLUS WASHING DISTRIBUTOR | 1 | PZ | | | | | | | | | | | | | | | | | | | | | | | | | | | | | | | | | | | | | | | | | | | | | | | | | | | | | | | | | | | | | | | | | | | | | | | | | | | | | | |
| VL1190A0 | PLUS WASHING SYSTEM INLET DISTRIBUTOR | 1 | PZ | | | | | | | | | | | | | | | | | | | | | | | | | | | | | | | | | | | | | | | | | | | | | | | | | | | | | | | | | | | | | | | | | | | | | | | | | | | | | | |
| VM1605A0 | CLIP TWIST LOCK DIAM. 10,2-12,7 MM | 3 | PZ | | | | | | | | | | | | | | | | | | | | | | | | | | | | | | | | | | | | | | | | | | | | | | | | | | | | | | | | | | | | | | | | | | | | | | | | | | | | | | |
| VM2172A0 | PUMP-WITH-CI RCUIT LOCKING PIN | 9 | PZ | | | | | | | | | | | | | | | | | | | | | | | | | | | | | | | | | | | | | | | | | | | | | | | | | | | | | | | | | | | | | | | | | | | | | | | | | | | | | | |


| COMPONENT | | | SPARE PART | | | | | | | | | | | | | | | | | | | | | | | | | | | | | | | | | | | | | | | | | | | | | | | | | | | | | | | | | | | | | | | | | | | | | | | | | | | | | | | | | | |
|-----------|--|---|------------|--|--|------|-------------|-----|-----|----------|---------------------------------|---|----|----------|--|---|----|----------|--------------------------------------|---|----|----------|--------------------------------------|---|----|----------|---------------------------------|---|----|----------|-----------------------------|---|----|----------|-------------------------------------|---|----|----------|-----------------------|----|----|----------|--------------|---|----|----------|------------------------|---|----|----------|--------------------|---|----|----------|--|---|----|----------|--|-------|---|----------|--|-------|---|----------|-------------------|---|----|----------|---|---|----|----------|---|---|----|----------|-------------------------------------|---|----|----------|--|---|----|
| Code | Description | Image | Code | Description | Components list | | | | | | | | | | | | | | | | | | | | | | | | | | | | | | | | | | | | | | | | | | | | | | | | | | | | | | | | | | | | | | | | | | | | | | | | | | | | | | | | |
| VL1019A | VIBRATION PUMP |  | KVL1184A | 2 ROTOR ARMS PLUS EU CLEANING SYSTEM KIT | <table border="1"> <thead> <tr> <th>Code</th> <th>Description</th> <th>Qty</th> <th>UOM</th> </tr> </thead> <tbody> <tr> <td>0H2143A0</td> <td>LAMIERA BLOCCA VNR VL1128</td> <td>2</td> <td>PZ</td> </tr> <tr> <td>0H2168A0</td> <td></td> <td>1</td> <td>PZ</td> </tr> <tr> <td>0H2354A0</td> <td>XEVC-XEVL WASHING CIRCUIT PLAT</td> <td>1</td> <td>PZ</td> </tr> <tr> <td>EL1220A0</td> <td>JG STRAIGHT CONNECTION Ø8F-Ø8F</td> <td>3</td> <td>PZ</td> </tr> <tr> <td>EL1440A0</td> <td>WATER SELF CLEANING VALVE</td> <td>4</td> <td>PZ</td> </tr> <tr> <td>GN1526A0</td> <td>INT. D.=6.9 TH=1.8 O-RIN</td> <td>9</td> <td>PZ</td> </tr> <tr> <td>RC1018A0</td> <td>ZINC PLATED D12 ELASTIC CLAMP</td> <td>2</td> <td>PZ</td> </tr> <tr> <td>RC1019A0</td> <td>D=10 ELASTIC CLAMP</td> <td>21</td> <td>PZ</td> </tr> <tr> <td>RC1130A0</td> <td>130X2,6 CLAM</td> <td>7</td> <td>PZ</td> </tr> <tr> <td>RC1131A0</td> <td>200X2.6 BLACK CLAMP</td> <td>3</td> <td>PZ</td> </tr> <tr> <td>RC1242A0</td> <td>D=10 CLOSED CAP</td> <td>2</td> <td>PZ</td> </tr> <tr> <td>RC1356A0</td> <td>"STRAIGHT THREADED FEMALE END 8X1/4" BS</td> <td>1</td> <td>PZ</td> </tr> <tr> <td>TB2820A0</td> <td>6X10 EPDM PIPE FOR WASHING SYSTEM</td> <td>2.400</td> <td>M</td> </tr> <tr> <td>TB3132A0</td> <td>WHITE-BLUE EPDM TEXTILE BRAID HOSE 6X12</td> <td>1.220</td> <td>M</td> </tr> <tr> <td>VL1019A0</td> <td>VIBRATION PUMP</td> <td>1</td> <td>PZ</td> </tr> <tr> <td>VL1046A1</td> <td>D6 PIPE HOLDER - D6 J.G. TERMINAL</td> <td>3</td> <td>PZ</td> </tr> <tr> <td>VL1047A1</td> <td>D6 PIPE HOLDER - D8 J.G. TERMINAL</td> <td>1</td> <td>PZ</td> </tr> <tr> <td>VL1065A1</td> <td>1/4 MALE N.O. PRESSURE SWITCH</td> <td>1</td> <td>PZ</td> </tr> <tr> <td>VL1067A0</td> <td>WASHING SYSTEM INLETS DISTRIBUTOR</td> <td>1</td> <td>PZ</td> </tr> </tbody> </table> | Code | Description | Qty | UOM | 0H2143A0 | LAMIERA BLOCCA VNR VL1128 | 2 | PZ | 0H2168A0 | | 1 | PZ | 0H2354A0 | XEVC-XEVL WASHING CIRCUIT PLAT | 1 | PZ | EL1220A0 | JG STRAIGHT CONNECTION Ø8F-Ø8F | 3 | PZ | EL1440A0 | WATER SELF CLEANING VALVE | 4 | PZ | GN1526A0 | INT. D.=6.9 TH=1.8 O-RIN | 9 | PZ | RC1018A0 | ZINC PLATED D12 ELASTIC CLAMP | 2 | PZ | RC1019A0 | D=10 ELASTIC CLAMP | 21 | PZ | RC1130A0 | 130X2,6 CLAM | 7 | PZ | RC1131A0 | 200X2.6 BLACK CLAMP | 3 | PZ | RC1242A0 | D=10 CLOSED CAP | 2 | PZ | RC1356A0 | "STRAIGHT THREADED FEMALE END 8X1/4" BS | 1 | PZ | TB2820A0 | 6X10 EPDM PIPE FOR WASHING SYSTEM | 2.400 | M | TB3132A0 | WHITE-BLUE EPDM TEXTILE BRAID HOSE 6X12 | 1.220 | M | VL1019A0 | VIBRATION PUMP | 1 | PZ | VL1046A1 | D6 PIPE HOLDER - D6 J.G. TERMINAL | 3 | PZ | VL1047A1 | D6 PIPE HOLDER - D8 J.G. TERMINAL | 1 | PZ | VL1065A1 | 1/4 MALE N.O. PRESSURE SWITCH | 1 | PZ | VL1067A0 | WASHING SYSTEM INLETS DISTRIBUTOR | 1 | PZ |
| Code | Description | Qty | UOM | | | | | | | | | | | | | | | | | | | | | | | | | | | | | | | | | | | | | | | | | | | | | | | | | | | | | | | | | | | | | | | | | | | | | | | | | | | | | | | | | | |
| 0H2143A0 | LAMIERA BLOCCA VNR VL1128 | 2 | PZ | | | | | | | | | | | | | | | | | | | | | | | | | | | | | | | | | | | | | | | | | | | | | | | | | | | | | | | | | | | | | | | | | | | | | | | | | | | | | | | | | | |
| 0H2168A0 | | 1 | PZ | | | | | | | | | | | | | | | | | | | | | | | | | | | | | | | | | | | | | | | | | | | | | | | | | | | | | | | | | | | | | | | | | | | | | | | | | | | | | | | | | | |
| 0H2354A0 | XEVC-XEVL WASHING CIRCUIT PLAT | 1 | PZ | | | | | | | | | | | | | | | | | | | | | | | | | | | | | | | | | | | | | | | | | | | | | | | | | | | | | | | | | | | | | | | | | | | | | | | | | | | | | | | | | | |
| EL1220A0 | JG STRAIGHT CONNECTION Ø8F-Ø8F | 3 | PZ | | | | | | | | | | | | | | | | | | | | | | | | | | | | | | | | | | | | | | | | | | | | | | | | | | | | | | | | | | | | | | | | | | | | | | | | | | | | | | | | | | |
| EL1440A0 | WATER SELF CLEANING VALVE | 4 | PZ | | | | | | | | | | | | | | | | | | | | | | | | | | | | | | | | | | | | | | | | | | | | | | | | | | | | | | | | | | | | | | | | | | | | | | | | | | | | | | | | | | |
| GN1526A0 | INT. D.=6.9 TH=1.8 O-RIN | 9 | PZ | | | | | | | | | | | | | | | | | | | | | | | | | | | | | | | | | | | | | | | | | | | | | | | | | | | | | | | | | | | | | | | | | | | | | | | | | | | | | | | | | | |
| RC1018A0 | ZINC PLATED D12 ELASTIC CLAMP | 2 | PZ | | | | | | | | | | | | | | | | | | | | | | | | | | | | | | | | | | | | | | | | | | | | | | | | | | | | | | | | | | | | | | | | | | | | | | | | | | | | | | | | | | |
| RC1019A0 | D=10 ELASTIC CLAMP | 21 | PZ | | | | | | | | | | | | | | | | | | | | | | | | | | | | | | | | | | | | | | | | | | | | | | | | | | | | | | | | | | | | | | | | | | | | | | | | | | | | | | | | | | |
| RC1130A0 | 130X2,6 CLAM | 7 | PZ | | | | | | | | | | | | | | | | | | | | | | | | | | | | | | | | | | | | | | | | | | | | | | | | | | | | | | | | | | | | | | | | | | | | | | | | | | | | | | | | | | |
| RC1131A0 | 200X2.6 BLACK CLAMP | 3 | PZ | | | | | | | | | | | | | | | | | | | | | | | | | | | | | | | | | | | | | | | | | | | | | | | | | | | | | | | | | | | | | | | | | | | | | | | | | | | | | | | | | | |
| RC1242A0 | D=10 CLOSED CAP | 2 | PZ | | | | | | | | | | | | | | | | | | | | | | | | | | | | | | | | | | | | | | | | | | | | | | | | | | | | | | | | | | | | | | | | | | | | | | | | | | | | | | | | | | |
| RC1356A0 | "STRAIGHT THREADED FEMALE END 8X1/4" BS | 1 | PZ | | | | | | | | | | | | | | | | | | | | | | | | | | | | | | | | | | | | | | | | | | | | | | | | | | | | | | | | | | | | | | | | | | | | | | | | | | | | | | | | | | |
| TB2820A0 | 6X10 EPDM PIPE FOR WASHING SYSTEM | 2.400 | M | | | | | | | | | | | | | | | | | | | | | | | | | | | | | | | | | | | | | | | | | | | | | | | | | | | | | | | | | | | | | | | | | | | | | | | | | | | | | | | | | | |
| TB3132A0 | WHITE-BLUE EPDM TEXTILE BRAID HOSE 6X12 | 1.220 | M | | | | | | | | | | | | | | | | | | | | | | | | | | | | | | | | | | | | | | | | | | | | | | | | | | | | | | | | | | | | | | | | | | | | | | | | | | | | | | | | | | |
| VL1019A0 | VIBRATION PUMP | 1 | PZ | | | | | | | | | | | | | | | | | | | | | | | | | | | | | | | | | | | | | | | | | | | | | | | | | | | | | | | | | | | | | | | | | | | | | | | | | | | | | | | | | | |
| VL1046A1 | D6 PIPE HOLDER - D6 J.G. TERMINAL | 3 | PZ | | | | | | | | | | | | | | | | | | | | | | | | | | | | | | | | | | | | | | | | | | | | | | | | | | | | | | | | | | | | | | | | | | | | | | | | | | | | | | | | | | |
| VL1047A1 | D6 PIPE HOLDER - D8 J.G. TERMINAL | 1 | PZ | | | | | | | | | | | | | | | | | | | | | | | | | | | | | | | | | | | | | | | | | | | | | | | | | | | | | | | | | | | | | | | | | | | | | | | | | | | | | | | | | | |
| VL1065A1 | 1/4 MALE N.O. PRESSURE SWITCH | 1 | PZ | | | | | | | | | | | | | | | | | | | | | | | | | | | | | | | | | | | | | | | | | | | | | | | | | | | | | | | | | | | | | | | | | | | | | | | | | | | | | | | | | | |
| VL1067A0 | WASHING SYSTEM INLETS DISTRIBUTOR | 1 | PZ | | | | | | | | | | | | | | | | | | | | | | | | | | | | | | | | | | | | | | | | | | | | | | | | | | | | | | | | | | | | | | | | | | | | | | | | | | | | | | | | | | |


| COMPONENT | | | SPARE PART | | | | | | | | | | | | | | | | | | | | | | | | | | | | | | | | | | | | | | | | | | | | | | | | | | | | | | |
|-----------|--|---|------------|--|--|------|-------------|-----|-----|----------|--|---|----|----------|---|---|----|----------|--------------------------------|---|----|----------|---------------------------|---|----|----------|--------------------------|---|----|----------|-------------------------------|---|----|----------|-------------------|---|----|----------|---------------------------|---|----|----------|---------------------------------|---|----|----------|---------------------------------------|---|----|----------|------------------------------------|---|----|----------|--------------------------------|---|----|
| Code | Description | Image | Code | Description | Components list | | | | | | | | | | | | | | | | | | | | | | | | | | | | | | | | | | | | | | | | | | | | | | | | | | | | |
| VL1019A | VIBRATION PUMP |  | KVL1184A | 2 ROTOR ARMS PLUS EU CLEANING SYSTEM KIT | <table border="1"> <thead> <tr> <th>Code</th> <th>Description</th> <th>Qty</th> <th>UOM</th> </tr> </thead> <tbody> <tr> <td>VL1092A0</td> <td>WASHING SYSTEM OUTLET DOUBLE DISTRIBUTOR</td> <td>1</td> <td>PZ</td> </tr> <tr> <td>VL1102A1</td> <td>DETERGENT LINE FILTER + BARBED VNR 6 MM</td> <td>1</td> <td>PZ</td> </tr> <tr> <td>VL1128A0</td> <td>D6 BARBED CHECK VALVE</td> <td>2</td> <td>PZ</td> </tr> <tr> <td>VL1128A1</td> <td>D6 BARBED CHECK VALVE</td> <td>2</td> <td>PZ</td> </tr> <tr> <td>VL1141A1</td> <td>STRAIGHT CONNECT BB6-BB6</td> <td>1</td> <td>PZ</td> </tr> <tr> <td>VL1165A0</td> <td>BB6-AR6 STRAIGHT FITTING</td> <td>4</td> <td>PZ</td> </tr> <tr> <td>VL1166A0</td> <td>BB6-AR6 L FITTING</td> <td>4</td> <td>PZ</td> </tr> <tr> <td>VL1174C0</td> <td>D1.2 MM CALIBRATED NOZZLE</td> <td>1</td> <td>PZ</td> </tr> <tr> <td>VL1186A0</td> <td>3 WAYS PLUS WASHING DISTRIBUTOR</td> <td>1</td> <td>PZ</td> </tr> <tr> <td>VL1190A0</td> <td>PLUS WASHING SYSTEM INLET DISTRIBUTOR</td> <td>1</td> <td>PZ</td> </tr> <tr> <td>VM1605A0</td> <td>CLIP TWIST LOCK DIAM. 10,2-12,7 MM</td> <td>4</td> <td>PZ</td> </tr> <tr> <td>VM2172A0</td> <td>PUMP-WITH-CI RCUIT LOCKING PIN</td> <td>9</td> <td>PZ</td> </tr> </tbody> </table> | Code | Description | Qty | UOM | VL1092A0 | WASHING SYSTEM OUTLET DOUBLE DISTRIBUTOR | 1 | PZ | VL1102A1 | DETERGENT LINE FILTER + BARBED VNR 6 MM | 1 | PZ | VL1128A0 | D6 BARBED CHECK VALVE | 2 | PZ | VL1128A1 | D6 BARBED CHECK VALVE | 2 | PZ | VL1141A1 | STRAIGHT CONNECT BB6-BB6 | 1 | PZ | VL1165A0 | BB6-AR6 STRAIGHT FITTING | 4 | PZ | VL1166A0 | BB6-AR6 L FITTING | 4 | PZ | VL1174C0 | D1.2 MM CALIBRATED NOZZLE | 1 | PZ | VL1186A0 | 3 WAYS PLUS WASHING DISTRIBUTOR | 1 | PZ | VL1190A0 | PLUS WASHING SYSTEM INLET DISTRIBUTOR | 1 | PZ | VM1605A0 | CLIP TWIST LOCK DIAM. 10,2-12,7 MM | 4 | PZ | VM2172A0 | PUMP-WITH-CI RCUIT LOCKING PIN | 9 | PZ |
| Code | Description | Qty | UOM | | | | | | | | | | | | | | | | | | | | | | | | | | | | | | | | | | | | | | | | | | | | | | | | | | | | | | |
| VL1092A0 | WASHING SYSTEM OUTLET DOUBLE DISTRIBUTOR | 1 | PZ | | | | | | | | | | | | | | | | | | | | | | | | | | | | | | | | | | | | | | | | | | | | | | | | | | | | | | |
| VL1102A1 | DETERGENT LINE FILTER + BARBED VNR 6 MM | 1 | PZ | | | | | | | | | | | | | | | | | | | | | | | | | | | | | | | | | | | | | | | | | | | | | | | | | | | | | | |
| VL1128A0 | D6 BARBED CHECK VALVE | 2 | PZ | | | | | | | | | | | | | | | | | | | | | | | | | | | | | | | | | | | | | | | | | | | | | | | | | | | | | | |
| VL1128A1 | D6 BARBED CHECK VALVE | 2 | PZ | | | | | | | | | | | | | | | | | | | | | | | | | | | | | | | | | | | | | | | | | | | | | | | | | | | | | | |
| VL1141A1 | STRAIGHT CONNECT BB6-BB6 | 1 | PZ | | | | | | | | | | | | | | | | | | | | | | | | | | | | | | | | | | | | | | | | | | | | | | | | | | | | | | |
| VL1165A0 | BB6-AR6 STRAIGHT FITTING | 4 | PZ | | | | | | | | | | | | | | | | | | | | | | | | | | | | | | | | | | | | | | | | | | | | | | | | | | | | | | |
| VL1166A0 | BB6-AR6 L FITTING | 4 | PZ | | | | | | | | | | | | | | | | | | | | | | | | | | | | | | | | | | | | | | | | | | | | | | | | | | | | | | |
| VL1174C0 | D1.2 MM CALIBRATED NOZZLE | 1 | PZ | | | | | | | | | | | | | | | | | | | | | | | | | | | | | | | | | | | | | | | | | | | | | | | | | | | | | | |
| VL1186A0 | 3 WAYS PLUS WASHING DISTRIBUTOR | 1 | PZ | | | | | | | | | | | | | | | | | | | | | | | | | | | | | | | | | | | | | | | | | | | | | | | | | | | | | | |
| VL1190A0 | PLUS WASHING SYSTEM INLET DISTRIBUTOR | 1 | PZ | | | | | | | | | | | | | | | | | | | | | | | | | | | | | | | | | | | | | | | | | | | | | | | | | | | | | | |
| VM1605A0 | CLIP TWIST LOCK DIAM. 10,2-12,7 MM | 4 | PZ | | | | | | | | | | | | | | | | | | | | | | | | | | | | | | | | | | | | | | | | | | | | | | | | | | | | | | |
| VM2172A0 | PUMP-WITH-CI RCUIT LOCKING PIN | 9 | PZ | | | | | | | | | | | | | | | | | | | | | | | | | | | | | | | | | | | | | | | | | | | | | | | | | | | | | | |
| | | | KVL1183A | 1 ROTOR ARM PLUS CLEANING SYSTEM KIT | <table border="1"> <thead> <tr> <th>Code</th> <th>Description</th> <th>Qty</th> <th>UOM</th> </tr> </thead> <tbody> <tr> <td>0H2143A0</td> <td>LAMIERA BLOCCA VNR VL1128</td> <td>2</td> <td>PZ</td> </tr> <tr> <td>0H2168A1</td> <td></td> <td>1</td> <td>PZ</td> </tr> <tr> <td>0H2354A0</td> <td>XEVC-XEVL WASHING CIRCUIT PLAT</td> <td>1</td> <td>PZ</td> </tr> <tr> <td>EL1440A0</td> <td>WATER SELF CLEANING VALVE</td> <td>3</td> <td>PZ</td> </tr> <tr> <td>GN1526A0</td> <td>INT. D.=6.9 TH=1.8 O-RIN</td> <td>7</td> <td>PZ</td> </tr> <tr> <td>RC1018A0</td> <td>ZINC PLATED D12 ELASTIC CLAMP</td> <td>2</td> <td>PZ</td> </tr> </tbody> </table> | Code | Description | Qty | UOM | 0H2143A0 | LAMIERA BLOCCA VNR VL1128 | 2 | PZ | 0H2168A1 | | 1 | PZ | 0H2354A0 | XEVC-XEVL WASHING CIRCUIT PLAT | 1 | PZ | EL1440A0 | WATER SELF CLEANING VALVE | 3 | PZ | GN1526A0 | INT. D.=6.9 TH=1.8 O-RIN | 7 | PZ | RC1018A0 | ZINC PLATED D12 ELASTIC CLAMP | 2 | PZ | | | | | | | | | | | | | | | | | | | | | | | | |
| Code | Description | Qty | UOM | | | | | | | | | | | | | | | | | | | | | | | | | | | | | | | | | | | | | | | | | | | | | | | | | | | | | | |
| 0H2143A0 | LAMIERA BLOCCA VNR VL1128 | 2 | PZ | | | | | | | | | | | | | | | | | | | | | | | | | | | | | | | | | | | | | | | | | | | | | | | | | | | | | | |
| 0H2168A1 | | 1 | PZ | | | | | | | | | | | | | | | | | | | | | | | | | | | | | | | | | | | | | | | | | | | | | | | | | | | | | | |
| 0H2354A0 | XEVC-XEVL WASHING CIRCUIT PLAT | 1 | PZ | | | | | | | | | | | | | | | | | | | | | | | | | | | | | | | | | | | | | | | | | | | | | | | | | | | | | | |
| EL1440A0 | WATER SELF CLEANING VALVE | 3 | PZ | | | | | | | | | | | | | | | | | | | | | | | | | | | | | | | | | | | | | | | | | | | | | | | | | | | | | | |
| GN1526A0 | INT. D.=6.9 TH=1.8 O-RIN | 7 | PZ | | | | | | | | | | | | | | | | | | | | | | | | | | | | | | | | | | | | | | | | | | | | | | | | | | | | | | |
| RC1018A0 | ZINC PLATED D12 ELASTIC CLAMP | 2 | PZ | | | | | | | | | | | | | | | | | | | | | | | | | | | | | | | | | | | | | | | | | | | | | | | | | | | | | | |

| COMPONENT | | | SPARE PART | | | | | | | | | | | | | | | | | | | | | | | | | | | | | | | | | | | | | | | | | | | | | | | | | | | | | | | | | | | | | | | | | | | | | | | | | | | | | | | | | | |
|-----------|---|---|------------|--|--|------|-------------|-----|-----|----------|-----------------------|----|----|----------|--------------|---|----|----------|------------------------|---|----|----------|--------------------|---|----|----------|--|---|----|----------|--|-------|---|----------|--|-------|---|----------|--------------------------------------|---|----|----------|-------------------|---|----|----------|---|---|----|----------|-------------------------------------|---|----|----------|--|---|----|----------|--------------------------|---|----|----------|--------------------------|---|----|----------|--------------------------------|---|----|----------|----------------------|---|----|----------|---------------------------------|---|----|----------|---------------------------------------|---|----|----------|---|---|----|
| Code | Description | Image | Code | Description | Components list | | | | | | | | | | | | | | | | | | | | | | | | | | | | | | | | | | | | | | | | | | | | | | | | | | | | | | | | | | | | | | | | | | | | | | | | | | | | | | | | |
| VL1019A | VIBRATION PUMP |  | KVL1183A | 1 ROTOR ARM PLUS CLEANING SYSTEM KIT | <table border="1"> <thead> <tr> <th>Code</th> <th>Description</th> <th>Qty</th> <th>UOM</th> </tr> </thead> <tbody> <tr> <td>RC1019A0</td> <td>D=10 ELASTIC CLAMP</td> <td>14</td> <td>PZ</td> </tr> <tr> <td>RC1130A0</td> <td>130X2,6 CLAM</td> <td>5</td> <td>PZ</td> </tr> <tr> <td>RC1131A0</td> <td>200X2.6 BLACK CLAMP</td> <td>2</td> <td>PZ</td> </tr> <tr> <td>RC1242A0</td> <td>D=10 CLOSED CAP</td> <td>2</td> <td>PZ</td> </tr> <tr> <td>RC1356A0</td> <td>"STRAIGHT THREADED FEMALE END 8X1/4" BS</td> <td>1</td> <td>PZ</td> </tr> <tr> <td>TB2820A0</td> <td>6X10 EPDM PIPE FOR WASHING SYSTEM</td> <td>1.410</td> <td>M</td> </tr> <tr> <td>TB3132A0</td> <td>WHITE-BLUE EPDM TEXTILE BRAID HOSE 6X12</td> <td>0.770</td> <td>M</td> </tr> <tr> <td>VI1220A1</td> <td>4,2X12 TCB SELF-TAPPIN G SCREW</td> <td>3</td> <td>PZ</td> </tr> <tr> <td>VL1019A0</td> <td>VIBRATION PUMP</td> <td>1</td> <td>PZ</td> </tr> <tr> <td>VL1047A1</td> <td>D6 PIPE HOLDER - D8 J.G. TERMINAL</td> <td>1</td> <td>PZ</td> </tr> <tr> <td>VL1065A1</td> <td>1/4 MALE N.O. PRESSURE SWITCH</td> <td>1</td> <td>PZ</td> </tr> <tr> <td>VL1102A1</td> <td>DETERGENT LINE FILTER + BARBED VNR 6 MM</td> <td>1</td> <td>PZ</td> </tr> <tr> <td>VL1128A0</td> <td>D6 BARBED CHECK VALVE</td> <td>2</td> <td>PZ</td> </tr> <tr> <td>VL1128A1</td> <td>D6 BARBED CHECK VALVE</td> <td>2</td> <td>PZ</td> </tr> <tr> <td>VL1165A0</td> <td>BB6-AR6 STRAIGHT FITTING</td> <td>1</td> <td>PZ</td> </tr> <tr> <td>VL1166A0</td> <td>BB6-AR6 L FITTING</td> <td>3</td> <td>PZ</td> </tr> <tr> <td>VL1174C0</td> <td>D1.2 MM CALIBRATED NOZZLE</td> <td>1</td> <td>PZ</td> </tr> <tr> <td>VL1185A0</td> <td>2 WAYS PLUS WASHING DISTRIBUTOR</td> <td>1</td> <td>PZ</td> </tr> <tr> <td>VL1190A0</td> <td>PLUS WASHING SYSTEM INLET DISTRIBUTOR</td> <td>1</td> <td>PZ</td> </tr> </tbody> </table> | Code | Description | Qty | UOM | RC1019A0 | D=10 ELASTIC CLAMP | 14 | PZ | RC1130A0 | 130X2,6 CLAM | 5 | PZ | RC1131A0 | 200X2.6 BLACK CLAMP | 2 | PZ | RC1242A0 | D=10 CLOSED CAP | 2 | PZ | RC1356A0 | "STRAIGHT THREADED FEMALE END 8X1/4" BS | 1 | PZ | TB2820A0 | 6X10 EPDM PIPE FOR WASHING SYSTEM | 1.410 | M | TB3132A0 | WHITE-BLUE EPDM TEXTILE BRAID HOSE 6X12 | 0.770 | M | VI1220A1 | 4,2X12 TCB SELF-TAPPIN G SCREW | 3 | PZ | VL1019A0 | VIBRATION PUMP | 1 | PZ | VL1047A1 | D6 PIPE HOLDER - D8 J.G. TERMINAL | 1 | PZ | VL1065A1 | 1/4 MALE N.O. PRESSURE SWITCH | 1 | PZ | VL1102A1 | DETERGENT LINE FILTER + BARBED VNR 6 MM | 1 | PZ | VL1128A0 | D6 BARBED CHECK VALVE | 2 | PZ | VL1128A1 | D6 BARBED CHECK VALVE | 2 | PZ | VL1165A0 | BB6-AR6 STRAIGHT FITTING | 1 | PZ | VL1166A0 | BB6-AR6 L FITTING | 3 | PZ | VL1174C0 | D1.2 MM CALIBRATED NOZZLE | 1 | PZ | VL1185A0 | 2 WAYS PLUS WASHING DISTRIBUTOR | 1 | PZ | VL1190A0 | PLUS WASHING SYSTEM INLET DISTRIBUTOR | 1 | PZ |
| Code | Description | Qty | UOM | | | | | | | | | | | | | | | | | | | | | | | | | | | | | | | | | | | | | | | | | | | | | | | | | | | | | | | | | | | | | | | | | | | | | | | | | | | | | | | | | | |
| RC1019A0 | D=10 ELASTIC CLAMP | 14 | PZ | | | | | | | | | | | | | | | | | | | | | | | | | | | | | | | | | | | | | | | | | | | | | | | | | | | | | | | | | | | | | | | | | | | | | | | | | | | | | | | | | | |
| RC1130A0 | 130X2,6 CLAM | 5 | PZ | | | | | | | | | | | | | | | | | | | | | | | | | | | | | | | | | | | | | | | | | | | | | | | | | | | | | | | | | | | | | | | | | | | | | | | | | | | | | | | | | | |
| RC1131A0 | 200X2.6 BLACK CLAMP | 2 | PZ | | | | | | | | | | | | | | | | | | | | | | | | | | | | | | | | | | | | | | | | | | | | | | | | | | | | | | | | | | | | | | | | | | | | | | | | | | | | | | | | | | |
| RC1242A0 | D=10 CLOSED CAP | 2 | PZ | | | | | | | | | | | | | | | | | | | | | | | | | | | | | | | | | | | | | | | | | | | | | | | | | | | | | | | | | | | | | | | | | | | | | | | | | | | | | | | | | | |
| RC1356A0 | "STRAIGHT THREADED FEMALE END 8X1/4" BS | 1 | PZ | | | | | | | | | | | | | | | | | | | | | | | | | | | | | | | | | | | | | | | | | | | | | | | | | | | | | | | | | | | | | | | | | | | | | | | | | | | | | | | | | | |
| TB2820A0 | 6X10 EPDM PIPE FOR WASHING SYSTEM | 1.410 | M | | | | | | | | | | | | | | | | | | | | | | | | | | | | | | | | | | | | | | | | | | | | | | | | | | | | | | | | | | | | | | | | | | | | | | | | | | | | | | | | | | |
| TB3132A0 | WHITE-BLUE EPDM TEXTILE BRAID HOSE 6X12 | 0.770 | M | | | | | | | | | | | | | | | | | | | | | | | | | | | | | | | | | | | | | | | | | | | | | | | | | | | | | | | | | | | | | | | | | | | | | | | | | | | | | | | | | | |
| VI1220A1 | 4,2X12 TCB SELF-TAPPIN G SCREW | 3 | PZ | | | | | | | | | | | | | | | | | | | | | | | | | | | | | | | | | | | | | | | | | | | | | | | | | | | | | | | | | | | | | | | | | | | | | | | | | | | | | | | | | | |
| VL1019A0 | VIBRATION PUMP | 1 | PZ | | | | | | | | | | | | | | | | | | | | | | | | | | | | | | | | | | | | | | | | | | | | | | | | | | | | | | | | | | | | | | | | | | | | | | | | | | | | | | | | | | |
| VL1047A1 | D6 PIPE HOLDER - D8 J.G. TERMINAL | 1 | PZ | | | | | | | | | | | | | | | | | | | | | | | | | | | | | | | | | | | | | | | | | | | | | | | | | | | | | | | | | | | | | | | | | | | | | | | | | | | | | | | | | | |
| VL1065A1 | 1/4 MALE N.O. PRESSURE SWITCH | 1 | PZ | | | | | | | | | | | | | | | | | | | | | | | | | | | | | | | | | | | | | | | | | | | | | | | | | | | | | | | | | | | | | | | | | | | | | | | | | | | | | | | | | | |
| VL1102A1 | DETERGENT LINE FILTER + BARBED VNR 6 MM | 1 | PZ | | | | | | | | | | | | | | | | | | | | | | | | | | | | | | | | | | | | | | | | | | | | | | | | | | | | | | | | | | | | | | | | | | | | | | | | | | | | | | | | | | |
| VL1128A0 | D6 BARBED CHECK VALVE | 2 | PZ | | | | | | | | | | | | | | | | | | | | | | | | | | | | | | | | | | | | | | | | | | | | | | | | | | | | | | | | | | | | | | | | | | | | | | | | | | | | | | | | | | |
| VL1128A1 | D6 BARBED CHECK VALVE | 2 | PZ | | | | | | | | | | | | | | | | | | | | | | | | | | | | | | | | | | | | | | | | | | | | | | | | | | | | | | | | | | | | | | | | | | | | | | | | | | | | | | | | | | |
| VL1165A0 | BB6-AR6 STRAIGHT FITTING | 1 | PZ | | | | | | | | | | | | | | | | | | | | | | | | | | | | | | | | | | | | | | | | | | | | | | | | | | | | | | | | | | | | | | | | | | | | | | | | | | | | | | | | | | |
| VL1166A0 | BB6-AR6 L FITTING | 3 | PZ | | | | | | | | | | | | | | | | | | | | | | | | | | | | | | | | | | | | | | | | | | | | | | | | | | | | | | | | | | | | | | | | | | | | | | | | | | | | | | | | | | |
| VL1174C0 | D1.2 MM CALIBRATED NOZZLE | 1 | PZ | | | | | | | | | | | | | | | | | | | | | | | | | | | | | | | | | | | | | | | | | | | | | | | | | | | | | | | | | | | | | | | | | | | | | | | | | | | | | | | | | | |
| VL1185A0 | 2 WAYS PLUS WASHING DISTRIBUTOR | 1 | PZ | | | | | | | | | | | | | | | | | | | | | | | | | | | | | | | | | | | | | | | | | | | | | | | | | | | | | | | | | | | | | | | | | | | | | | | | | | | | | | | | | | |
| VL1190A0 | PLUS WASHING SYSTEM INLET DISTRIBUTOR | 1 | PZ | | | | | | | | | | | | | | | | | | | | | | | | | | | | | | | | | | | | | | | | | | | | | | | | | | | | | | | | | | | | | | | | | | | | | | | | | | | | | | | | | | |

| COMPONENT | | | SPARE PART | | | | | | | | | | | | | | | | | | | | | | | | | | | | | | | | | | | | | | | | | | | | | | | | | | | | | | | | | | | | | | | | | | | |
|-----------|---|--|------------|--------------------------------------|---|------|-------------|---------------------------|-----|----------|------------------------------------|--------------------------------------|----|----------|--------------------------------|---------------------------|----|----|----------|--------------------------|---|----|----------|-------------------------------|---|----|----------|--------------------|----|----|----------|--------------|---|----|----------|-----------------|---|----|----------|-----------------------------------|-------|---|----------|---|-------|---|----------|--------------------------------|---|----|----------|----------------|---|----|----------|-----------------------------------|---|----|----------|-----------------------------------|---|----|----------|---|---|----|----------|-----------------------|---|----|
| Code | Description | Image | Code | Description | Components list | | | | | | | | | | | | | | | | | | | | | | | | | | | | | | | | | | | | | | | | | | | | | | | | | | | | | | | | | | | | | | | | | |
| VL1019A | VIBRATION PUMP |  | KVL1183A | 1 ROTOR ARM PLUS CLEANING SYSTEM KIT | <table border="1"> <thead> <tr> <th>Code</th> <th>Description</th> <th>Qty</th> <th>UOM</th> </tr> </thead> <tbody> <tr> <td>VM1605A0</td> <td>CLIP TWIST LOCK DIAM. 10,2-12,7 MM</td> <td>3</td> <td>PZ</td> </tr> <tr> <td>VM2172A0</td> <td>PUMP-WITH-CL RCUIT LOCKING PIN</td> <td>7</td> <td>PZ</td> </tr> </tbody> </table> | Code | Description | Qty | UOM | VM1605A0 | CLIP TWIST LOCK DIAM. 10,2-12,7 MM | 3 | PZ | VM2172A0 | PUMP-WITH-CL RCUIT LOCKING PIN | 7 | PZ | | | | | | | | | | | | | | | | | | | | | | | | | | | | | | | | | | | | | | | | | | | | | | | | | | | | | |
| | | | Code | Description | Qty | UOM | | | | | | | | | | | | | | | | | | | | | | | | | | | | | | | | | | | | | | | | | | | | | | | | | | | | | | | | | | | | | | | | |
| VM1605A0 | CLIP TWIST LOCK DIAM. 10,2-12,7 MM | 3 | PZ | | | | | | | | | | | | | | | | | | | | | | | | | | | | | | | | | | | | | | | | | | | | | | | | | | | | | | | | | | | | | | | | | | | |
| VM2172A0 | PUMP-WITH-CL RCUIT LOCKING PIN | 7 | PZ | | | | | | | | | | | | | | | | | | | | | | | | | | | | | | | | | | | | | | | | | | | | | | | | | | | | | | | | | | | | | | | | | | | |
| KVL1182A | ONE CLEANING SYSTEM KIT (0311 EXC.) | <table border="1"> <thead> <tr> <th>Code</th> <th>Description</th> <th>Qty</th> <th>UOM</th> </tr> </thead> <tbody> <tr> <td>0H2143A0</td> <td>LAMIERA BLOCCA VNR VL1128</td> <td>2</td> <td>PZ</td> </tr> <tr> <td>0H2202A1</td> <td>ONE WASHING WITH STEAM VALVE SUPPORT</td> <td>1</td> <td>PZ</td> </tr> <tr> <td>EL1440A0</td> <td>WATER SELF CLEANING VALVE</td> <td>1</td> <td>PZ</td> </tr> <tr> <td>GN1526A0</td> <td>INT. D.=6.9 TH=1.8 O-RIN</td> <td>3</td> <td>PZ</td> </tr> <tr> <td>RC1018A0</td> <td>ZINC PLATED D12 ELASTIC CLAMP</td> <td>1</td> <td>PZ</td> </tr> <tr> <td>RC1019A0</td> <td>D=10 ELASTIC CLAMP</td> <td>14</td> <td>PZ</td> </tr> <tr> <td>RC1130A0</td> <td>130X2,6 CLAM</td> <td>2</td> <td>PZ</td> </tr> <tr> <td>RC1242A0</td> <td>D=10 CLOSED CAP</td> <td>2</td> <td>PZ</td> </tr> <tr> <td>TB2820A0</td> <td>6X10 EPDM PIPE FOR WASHING SYSTEM</td> <td>1.410</td> <td>M</td> </tr> <tr> <td>TB3132A0</td> <td>WHITE-BLUE EPDM TEXTILE BRAID HOSE 6X12</td> <td>0.670</td> <td>M</td> </tr> <tr> <td>VI1220A1</td> <td>4,2X12 TCB SELF-TAPPIN G SCREW</td> <td>1</td> <td>PZ</td> </tr> <tr> <td>VL1019A0</td> <td>VIBRATION PUMP</td> <td>1</td> <td>PZ</td> </tr> <tr> <td>VL1047A1</td> <td>D6 PIPE HOLDER - D8 J.G. TERMINAL</td> <td>1</td> <td>PZ</td> </tr> <tr> <td>VL1054B0</td> <td>ONE WASHING SYS INLET DISTRIBUTOR</td> <td>1</td> <td>PZ</td> </tr> <tr> <td>VL1102A1</td> <td>DETERGENT LINE FILTER + BARBED VNR 6 MM</td> <td>1</td> <td>PZ</td> </tr> <tr> <td>VL1128A0</td> <td>D6 BARBED CHECK VALVE</td> <td>2</td> <td>PZ</td> </tr> </tbody> </table> | Code | Description | Qty | UOM | 0H2143A0 | LAMIERA BLOCCA VNR VL1128 | 2 | PZ | 0H2202A1 | ONE WASHING WITH STEAM VALVE SUPPORT | 1 | PZ | EL1440A0 | WATER SELF CLEANING VALVE | 1 | PZ | GN1526A0 | INT. D.=6.9 TH=1.8 O-RIN | 3 | PZ | RC1018A0 | ZINC PLATED D12 ELASTIC CLAMP | 1 | PZ | RC1019A0 | D=10 ELASTIC CLAMP | 14 | PZ | RC1130A0 | 130X2,6 CLAM | 2 | PZ | RC1242A0 | D=10 CLOSED CAP | 2 | PZ | TB2820A0 | 6X10 EPDM PIPE FOR WASHING SYSTEM | 1.410 | M | TB3132A0 | WHITE-BLUE EPDM TEXTILE BRAID HOSE 6X12 | 0.670 | M | VI1220A1 | 4,2X12 TCB SELF-TAPPIN G SCREW | 1 | PZ | VL1019A0 | VIBRATION PUMP | 1 | PZ | VL1047A1 | D6 PIPE HOLDER - D8 J.G. TERMINAL | 1 | PZ | VL1054B0 | ONE WASHING SYS INLET DISTRIBUTOR | 1 | PZ | VL1102A1 | DETERGENT LINE FILTER + BARBED VNR 6 MM | 1 | PZ | VL1128A0 | D6 BARBED CHECK VALVE | 2 | PZ |
| Code | Description | Qty | UOM | | | | | | | | | | | | | | | | | | | | | | | | | | | | | | | | | | | | | | | | | | | | | | | | | | | | | | | | | | | | | | | | | | | |
| 0H2143A0 | LAMIERA BLOCCA VNR VL1128 | 2 | PZ | | | | | | | | | | | | | | | | | | | | | | | | | | | | | | | | | | | | | | | | | | | | | | | | | | | | | | | | | | | | | | | | | | | |
| 0H2202A1 | ONE WASHING WITH STEAM VALVE SUPPORT | 1 | PZ | | | | | | | | | | | | | | | | | | | | | | | | | | | | | | | | | | | | | | | | | | | | | | | | | | | | | | | | | | | | | | | | | | | |
| EL1440A0 | WATER SELF CLEANING VALVE | 1 | PZ | | | | | | | | | | | | | | | | | | | | | | | | | | | | | | | | | | | | | | | | | | | | | | | | | | | | | | | | | | | | | | | | | | | |
| GN1526A0 | INT. D.=6.9 TH=1.8 O-RIN | 3 | PZ | | | | | | | | | | | | | | | | | | | | | | | | | | | | | | | | | | | | | | | | | | | | | | | | | | | | | | | | | | | | | | | | | | | |
| RC1018A0 | ZINC PLATED D12 ELASTIC CLAMP | 1 | PZ | | | | | | | | | | | | | | | | | | | | | | | | | | | | | | | | | | | | | | | | | | | | | | | | | | | | | | | | | | | | | | | | | | | |
| RC1019A0 | D=10 ELASTIC CLAMP | 14 | PZ | | | | | | | | | | | | | | | | | | | | | | | | | | | | | | | | | | | | | | | | | | | | | | | | | | | | | | | | | | | | | | | | | | | |
| RC1130A0 | 130X2,6 CLAM | 2 | PZ | | | | | | | | | | | | | | | | | | | | | | | | | | | | | | | | | | | | | | | | | | | | | | | | | | | | | | | | | | | | | | | | | | | |
| RC1242A0 | D=10 CLOSED CAP | 2 | PZ | | | | | | | | | | | | | | | | | | | | | | | | | | | | | | | | | | | | | | | | | | | | | | | | | | | | | | | | | | | | | | | | | | | |
| TB2820A0 | 6X10 EPDM PIPE FOR WASHING SYSTEM | 1.410 | M | | | | | | | | | | | | | | | | | | | | | | | | | | | | | | | | | | | | | | | | | | | | | | | | | | | | | | | | | | | | | | | | | | | |
| TB3132A0 | WHITE-BLUE EPDM TEXTILE BRAID HOSE 6X12 | 0.670 | M | | | | | | | | | | | | | | | | | | | | | | | | | | | | | | | | | | | | | | | | | | | | | | | | | | | | | | | | | | | | | | | | | | | |
| VI1220A1 | 4,2X12 TCB SELF-TAPPIN G SCREW | 1 | PZ | | | | | | | | | | | | | | | | | | | | | | | | | | | | | | | | | | | | | | | | | | | | | | | | | | | | | | | | | | | | | | | | | | | |
| VL1019A0 | VIBRATION PUMP | 1 | PZ | | | | | | | | | | | | | | | | | | | | | | | | | | | | | | | | | | | | | | | | | | | | | | | | | | | | | | | | | | | | | | | | | | | |
| VL1047A1 | D6 PIPE HOLDER - D8 J.G. TERMINAL | 1 | PZ | | | | | | | | | | | | | | | | | | | | | | | | | | | | | | | | | | | | | | | | | | | | | | | | | | | | | | | | | | | | | | | | | | | |
| VL1054B0 | ONE WASHING SYS INLET DISTRIBUTOR | 1 | PZ | | | | | | | | | | | | | | | | | | | | | | | | | | | | | | | | | | | | | | | | | | | | | | | | | | | | | | | | | | | | | | | | | | | |
| VL1102A1 | DETERGENT LINE FILTER + BARBED VNR 6 MM | 1 | PZ | | | | | | | | | | | | | | | | | | | | | | | | | | | | | | | | | | | | | | | | | | | | | | | | | | | | | | | | | | | | | | | | | | | |
| VL1128A0 | D6 BARBED CHECK VALVE | 2 | PZ | | | | | | | | | | | | | | | | | | | | | | | | | | | | | | | | | | | | | | | | | | | | | | | | | | | | | | | | | | | | | | | | | | | |

| COMPONENT | | | SPARE PART | | | | | | | | | | | | | | | | | | | | | | | | | | | | | | | | | | | | | | | | | | | | | | | | | | | |
|-----------|---|--|------------|-------------------------------------|---|------|-------------|---------------------------|-----|----------|-----------------------|--------------------|----|----------|--------------------------|--------------|----|----------|-------------------|---------------------|----|----------|---------------------------|-----------------|----|----------|-------------------------------------|-----------------------------------|-------|----------|------------------------------------|----------------|----|----------|--------------------------------|-----------------------|----|----|----------|---------------------------|---|----|----------|---------------------------------|---|----|----------|---------------------------------------|---|----|----------|--------------------------------|---|----|
| Code | Description | Image | Code | Description | Components list | | | | | | | | | | | | | | | | | | | | | | | | | | | | | | | | | | | | | | | | | | | | | | | | | |
| VL1019A | VIBRATION PUMP |  | KVL1182A | ONE CLEANING SYSTEM KIT (0311 EXC.) | <table border="1"> <thead> <tr> <th>Code</th> <th>Description</th> <th>Qty</th> <th>UOM</th> </tr> </thead> <tbody> <tr> <td>VL1128A1</td> <td>D6 BARBED CHECK VALVE</td> <td>2</td> <td>PZ</td> </tr> <tr> <td>VL1165A0</td> <td>BB6-AR6 STRAIGHT FITTING</td> <td>1</td> <td>PZ</td> </tr> <tr> <td>VL1166A0</td> <td>BB6-AR6 L FITTING</td> <td>1</td> <td>PZ</td> </tr> <tr> <td>VL1174C0</td> <td>D1.2 MM CALIBRATED NOZZLE</td> <td>1</td> <td>PZ</td> </tr> <tr> <td>VL1191A0</td> <td>ONE WASHING DISTRIBUTOR OUTLETS KIT</td> <td>1</td> <td>PZ</td> </tr> <tr> <td>VM1605A0</td> <td>CLIP TWIST LOCK DIAM. 10,2-12,7 MM</td> <td>3</td> <td>PZ</td> </tr> <tr> <td>VM2172A0</td> <td>PUMP-WITH-CI RCUIT LOCKING PIN</td> <td>2</td> <td>PZ</td> </tr> </tbody> </table> | Code | Description | Qty | UOM | VL1128A1 | D6 BARBED CHECK VALVE | 2 | PZ | VL1165A0 | BB6-AR6 STRAIGHT FITTING | 1 | PZ | VL1166A0 | BB6-AR6 L FITTING | 1 | PZ | VL1174C0 | D1.2 MM CALIBRATED NOZZLE | 1 | PZ | VL1191A0 | ONE WASHING DISTRIBUTOR OUTLETS KIT | 1 | PZ | VM1605A0 | CLIP TWIST LOCK DIAM. 10,2-12,7 MM | 3 | PZ | VM2172A0 | PUMP-WITH-CI RCUIT LOCKING PIN | 2 | PZ | | | | | | | | | | | | | | | | | |
| | | | Code | Description | Qty | UOM | | | | | | | | | | | | | | | | | | | | | | | | | | | | | | | | | | | | | | | | | | | | | | | | |
| VL1128A1 | D6 BARBED CHECK VALVE | 2 | PZ | | | | | | | | | | | | | | | | | | | | | | | | | | | | | | | | | | | | | | | | | | | | | | | | | | | |
| VL1165A0 | BB6-AR6 STRAIGHT FITTING | 1 | PZ | | | | | | | | | | | | | | | | | | | | | | | | | | | | | | | | | | | | | | | | | | | | | | | | | | | |
| VL1166A0 | BB6-AR6 L FITTING | 1 | PZ | | | | | | | | | | | | | | | | | | | | | | | | | | | | | | | | | | | | | | | | | | | | | | | | | | | |
| VL1174C0 | D1.2 MM CALIBRATED NOZZLE | 1 | PZ | | | | | | | | | | | | | | | | | | | | | | | | | | | | | | | | | | | | | | | | | | | | | | | | | | | |
| VL1191A0 | ONE WASHING DISTRIBUTOR OUTLETS KIT | 1 | PZ | | | | | | | | | | | | | | | | | | | | | | | | | | | | | | | | | | | | | | | | | | | | | | | | | | | |
| VM1605A0 | CLIP TWIST LOCK DIAM. 10,2-12,7 MM | 3 | PZ | | | | | | | | | | | | | | | | | | | | | | | | | | | | | | | | | | | | | | | | | | | | | | | | | | | |
| VM2172A0 | PUMP-WITH-CI RCUIT LOCKING PIN | 2 | PZ | | | | | | | | | | | | | | | | | | | | | | | | | | | | | | | | | | | | | | | | | | | | | | | | | | | |
| KVL0684A | 2-3 ROTOR ARM PLUS WASH PUMP+NOZZLE KIT | <table border="1"> <thead> <tr> <th>Code</th> <th>Description</th> <th>Qty</th> <th>UOM</th> </tr> </thead> <tbody> <tr> <td>GN1526A0</td> <td>INT. D.=6.9 TH=1.8 O-RING</td> <td>4</td> <td>PZ</td> </tr> <tr> <td>RC1019A0</td> <td>D=10 ELASTIC CLAMP</td> <td>4</td> <td>PZ</td> </tr> <tr> <td>RC1130A0</td> <td>130X2,6 CLAM</td> <td>1</td> <td>PZ</td> </tr> <tr> <td>RC1131A0</td> <td>200X2,6 BLACK CLAMP</td> <td>3</td> <td>PZ</td> </tr> <tr> <td>RC1242A0</td> <td>D=10 CLOSED CAP</td> <td>2</td> <td>PZ</td> </tr> <tr> <td>TB2820A0</td> <td>6X10 EPDM PIPE FOR WASHING SYSTEM</td> <td>0.120</td> <td>M</td> </tr> <tr> <td>VL1019A0</td> <td>VIBRATION PUMP</td> <td>1</td> <td>PZ</td> </tr> <tr> <td>VL1128A1</td> <td>D6 BARBED CHECK VALVE</td> <td>1</td> <td>PZ</td> </tr> <tr> <td>VL1174C0</td> <td>D1.2 MM CALIBRATED NOZZLE</td> <td>1</td> <td>PZ</td> </tr> <tr> <td>VL1186A0</td> <td>3 WAYS PLUS WASHING DISTRIBUTOR</td> <td>1</td> <td>PZ</td> </tr> <tr> <td>VL1190A0</td> <td>PLUS WASHING SYSTEM INLET DISTRIBUTOR</td> <td>1</td> <td>PZ</td> </tr> <tr> <td>VM2172A0</td> <td>PUMP-WITH-CI RCUIT LOCKING PIN</td> <td>1</td> <td>PZ</td> </tr> </tbody> </table> | Code | Description | Qty | UOM | GN1526A0 | INT. D.=6.9 TH=1.8 O-RING | 4 | PZ | RC1019A0 | D=10 ELASTIC CLAMP | 4 | PZ | RC1130A0 | 130X2,6 CLAM | 1 | PZ | RC1131A0 | 200X2,6 BLACK CLAMP | 3 | PZ | RC1242A0 | D=10 CLOSED CAP | 2 | PZ | TB2820A0 | 6X10 EPDM PIPE FOR WASHING SYSTEM | 0.120 | M | VL1019A0 | VIBRATION PUMP | 1 | PZ | VL1128A1 | D6 BARBED CHECK VALVE | 1 | PZ | VL1174C0 | D1.2 MM CALIBRATED NOZZLE | 1 | PZ | VL1186A0 | 3 WAYS PLUS WASHING DISTRIBUTOR | 1 | PZ | VL1190A0 | PLUS WASHING SYSTEM INLET DISTRIBUTOR | 1 | PZ | VM2172A0 | PUMP-WITH-CI RCUIT LOCKING PIN | 1 | PZ |
| Code | Description | Qty | UOM | | | | | | | | | | | | | | | | | | | | | | | | | | | | | | | | | | | | | | | | | | | | | | | | | | | |
| GN1526A0 | INT. D.=6.9 TH=1.8 O-RING | 4 | PZ | | | | | | | | | | | | | | | | | | | | | | | | | | | | | | | | | | | | | | | | | | | | | | | | | | | |
| RC1019A0 | D=10 ELASTIC CLAMP | 4 | PZ | | | | | | | | | | | | | | | | | | | | | | | | | | | | | | | | | | | | | | | | | | | | | | | | | | | |
| RC1130A0 | 130X2,6 CLAM | 1 | PZ | | | | | | | | | | | | | | | | | | | | | | | | | | | | | | | | | | | | | | | | | | | | | | | | | | | |
| RC1131A0 | 200X2,6 BLACK CLAMP | 3 | PZ | | | | | | | | | | | | | | | | | | | | | | | | | | | | | | | | | | | | | | | | | | | | | | | | | | | |
| RC1242A0 | D=10 CLOSED CAP | 2 | PZ | | | | | | | | | | | | | | | | | | | | | | | | | | | | | | | | | | | | | | | | | | | | | | | | | | | |
| TB2820A0 | 6X10 EPDM PIPE FOR WASHING SYSTEM | 0.120 | M | | | | | | | | | | | | | | | | | | | | | | | | | | | | | | | | | | | | | | | | | | | | | | | | | | | |
| VL1019A0 | VIBRATION PUMP | 1 | PZ | | | | | | | | | | | | | | | | | | | | | | | | | | | | | | | | | | | | | | | | | | | | | | | | | | | |
| VL1128A1 | D6 BARBED CHECK VALVE | 1 | PZ | | | | | | | | | | | | | | | | | | | | | | | | | | | | | | | | | | | | | | | | | | | | | | | | | | | |
| VL1174C0 | D1.2 MM CALIBRATED NOZZLE | 1 | PZ | | | | | | | | | | | | | | | | | | | | | | | | | | | | | | | | | | | | | | | | | | | | | | | | | | | |
| VL1186A0 | 3 WAYS PLUS WASHING DISTRIBUTOR | 1 | PZ | | | | | | | | | | | | | | | | | | | | | | | | | | | | | | | | | | | | | | | | | | | | | | | | | | | |
| VL1190A0 | PLUS WASHING SYSTEM INLET DISTRIBUTOR | 1 | PZ | | | | | | | | | | | | | | | | | | | | | | | | | | | | | | | | | | | | | | | | | | | | | | | | | | | |
| VM2172A0 | PUMP-WITH-CI RCUIT LOCKING PIN | 1 | PZ | | | | | | | | | | | | | | | | | | | | | | | | | | | | | | | | | | | | | | | | | | | | | | | | | | | |



| COMPONENT | | | SPARE PART | | | | | | | | | | | | | | | | | | | | | | | | | | | | | | | | | | | | | | | | | | | | | | | | | | | | | | | | | | | | | | | | | | | | | | | | | | | | | | | | | | | | | | | | | | | | | |
|-----------|---|---|------------|---|---|------|-------------|-----|-----|----------|-----------------------------|---|----|----------|-----------------------|---|----|----------|--------------|---|----|----------|------------------------|---|----|----------|--------------------|---|----|----------|--|-------|---|----------|-------------------|---|----|----------|--------------------------|---|----|----------|---------------------------------|---|----|----------|---------------------------------------|---|----|----------|---|---|----|----------|--------------------------------------|---|----|----------|--|---|------|-------------|-----|-----|----------|-----------------------------|---|----|----------|-----------------------|---|----|----------|--------------------|---|----|----------|--|-------|---|----------|-------------------|---|----|----------|--|---|----|----------|--------------------------|---|----|----------|---------------------------------|---|----|
| Code | Description | Image | Code | Description | Components list | | | | | | | | | | | | | | | | | | | | | | | | | | | | | | | | | | | | | | | | | | | | | | | | | | | | | | | | | | | | | | | | | | | | | | | | | | | | | | | | | | | | | | | | | | | |
| VL1019A | VIBRATION PUMP |  | KVL0683A | 1 ROTOR ARM PLUS WASH PUMP+NOZZLE KIT | <table border="1"> <thead> <tr> <th>Code</th> <th>Description</th> <th>Qty</th> <th>UOM</th> </tr> </thead> <tbody> <tr> <td>GN1526A0</td> <td>INT. D.=6.9 TH=1.8 O-RIN</td> <td>3</td> <td>PZ</td> </tr> <tr> <td>RC1019A0</td> <td>D=10 ELASTIC CLAMP</td> <td>4</td> <td>PZ</td> </tr> <tr> <td>RC1130A0</td> <td>130X2,6 CLAM</td> <td>1</td> <td>PZ</td> </tr> <tr> <td>RC1131A0</td> <td>200X2.6 BLACK CLAMP</td> <td>2</td> <td>PZ</td> </tr> <tr> <td>RC1242A0</td> <td>D=10 CLOSED CAP</td> <td>2</td> <td>PZ</td> </tr> <tr> <td>TB2820A0</td> <td>6X10 EPDM PIPE FOR WASHING SYSTEM</td> <td>0.120</td> <td>M</td> </tr> <tr> <td>VL1019A0</td> <td>VIBRATION PUMP</td> <td>1</td> <td>PZ</td> </tr> <tr> <td>VL1128A1</td> <td>D6 BARBED CHECK VALVE</td> <td>1</td> <td>PZ</td> </tr> <tr> <td>VL1174C0</td> <td>D1.2 MM CALIBRATED NOZZLE</td> <td>1</td> <td>PZ</td> </tr> <tr> <td>VL1185A0</td> <td>2 WAYS PLUS WASHING DISTRIBUTOR</td> <td>1</td> <td>PZ</td> </tr> <tr> <td>VL1190A0</td> <td>PLUS WASHING SYSTEM INLET DISTRIBUTOR</td> <td>1</td> <td>PZ</td> </tr> <tr> <td>VM2172A0</td> <td>PUMP-WITH-CI RCUIT LOCKING PIN</td> <td>1</td> <td>PZ</td> </tr> </tbody> </table> | Code | Description | Qty | UOM | GN1526A0 | INT. D.=6.9 TH=1.8 O-RIN | 3 | PZ | RC1019A0 | D=10 ELASTIC CLAMP | 4 | PZ | RC1130A0 | 130X2,6 CLAM | 1 | PZ | RC1131A0 | 200X2.6 BLACK CLAMP | 2 | PZ | RC1242A0 | D=10 CLOSED CAP | 2 | PZ | TB2820A0 | 6X10 EPDM PIPE FOR WASHING SYSTEM | 0.120 | M | VL1019A0 | VIBRATION PUMP | 1 | PZ | VL1128A1 | D6 BARBED CHECK VALVE | 1 | PZ | VL1174C0 | D1.2 MM CALIBRATED NOZZLE | 1 | PZ | VL1185A0 | 2 WAYS PLUS WASHING DISTRIBUTOR | 1 | PZ | VL1190A0 | PLUS WASHING SYSTEM INLET DISTRIBUTOR | 1 | PZ | VM2172A0 | PUMP-WITH-CI RCUIT LOCKING PIN | 1 | PZ | KVL0682A | ONE+HOODS WASHING SYSTEM PUMP+NOZZLE KIT | <table border="1"> <thead> <tr> <th>Code</th> <th>Description</th> <th>Qty</th> <th>UOM</th> </tr> </thead> <tbody> <tr> <td>GN1526A0</td> <td>INT. D.=6.9 TH=1.8 O-RIN</td> <td>1</td> <td>PZ</td> </tr> <tr> <td>RC1019A0</td> <td>D=10 ELASTIC CLAMP</td> <td>3</td> <td>PZ</td> </tr> <tr> <td>RC1242A0</td> <td>D=10 CLOSED CAP</td> <td>2</td> <td>PZ</td> </tr> <tr> <td>TB2820A0</td> <td>6X10 EPDM PIPE FOR WASHING SYSTEM</td> <td>0.120</td> <td>M</td> </tr> <tr> <td>VL1019A0</td> <td>VIBRATION PUMP</td> <td>1</td> <td>PZ</td> </tr> <tr> <td>VL1054B0</td> <td>ONE WASHING SYS INLET DISTRIBUTOR</td> <td>1</td> <td>PZ</td> </tr> <tr> <td>VL1128A1</td> <td>D6 BARBED CHECK VALVE</td> <td>2</td> <td>PZ</td> </tr> <tr> <td>VL1174C0</td> <td>D1.2 MM CALIBRATED NOZZLE</td> <td>1</td> <td>PZ</td> </tr> </tbody> </table> | Code | Description | Qty | UOM | GN1526A0 | INT. D.=6.9 TH=1.8 O-RIN | 1 | PZ | RC1019A0 | D=10 ELASTIC CLAMP | 3 | PZ | RC1242A0 | D=10 CLOSED CAP | 2 | PZ | TB2820A0 | 6X10 EPDM PIPE FOR WASHING SYSTEM | 0.120 | M | VL1019A0 | VIBRATION PUMP | 1 | PZ | VL1054B0 | ONE WASHING SYS INLET DISTRIBUTOR | 1 | PZ | VL1128A1 | D6 BARBED CHECK VALVE | 2 | PZ | VL1174C0 | D1.2 MM CALIBRATED NOZZLE | 1 | PZ |
| | | | Code | Description | Qty | UOM | | | | | | | | | | | | | | | | | | | | | | | | | | | | | | | | | | | | | | | | | | | | | | | | | | | | | | | | | | | | | | | | | | | | | | | | | | | | | | | | | | | | | | | | | | |
| GN1526A0 | INT. D.=6.9 TH=1.8 O-RIN | 3 | PZ | | | | | | | | | | | | | | | | | | | | | | | | | | | | | | | | | | | | | | | | | | | | | | | | | | | | | | | | | | | | | | | | | | | | | | | | | | | | | | | | | | | | | | | | | | | | | |
| RC1019A0 | D=10 ELASTIC CLAMP | 4 | PZ | | | | | | | | | | | | | | | | | | | | | | | | | | | | | | | | | | | | | | | | | | | | | | | | | | | | | | | | | | | | | | | | | | | | | | | | | | | | | | | | | | | | | | | | | | | | | |
| RC1130A0 | 130X2,6 CLAM | 1 | PZ | | | | | | | | | | | | | | | | | | | | | | | | | | | | | | | | | | | | | | | | | | | | | | | | | | | | | | | | | | | | | | | | | | | | | | | | | | | | | | | | | | | | | | | | | | | | | |
| RC1131A0 | 200X2.6 BLACK CLAMP | 2 | PZ | | | | | | | | | | | | | | | | | | | | | | | | | | | | | | | | | | | | | | | | | | | | | | | | | | | | | | | | | | | | | | | | | | | | | | | | | | | | | | | | | | | | | | | | | | | | | |
| RC1242A0 | D=10 CLOSED CAP | 2 | PZ | | | | | | | | | | | | | | | | | | | | | | | | | | | | | | | | | | | | | | | | | | | | | | | | | | | | | | | | | | | | | | | | | | | | | | | | | | | | | | | | | | | | | | | | | | | | | |
| TB2820A0 | 6X10 EPDM PIPE FOR WASHING SYSTEM | 0.120 | M | | | | | | | | | | | | | | | | | | | | | | | | | | | | | | | | | | | | | | | | | | | | | | | | | | | | | | | | | | | | | | | | | | | | | | | | | | | | | | | | | | | | | | | | | | | | | |
| VL1019A0 | VIBRATION PUMP | 1 | PZ | | | | | | | | | | | | | | | | | | | | | | | | | | | | | | | | | | | | | | | | | | | | | | | | | | | | | | | | | | | | | | | | | | | | | | | | | | | | | | | | | | | | | | | | | | | | | |
| VL1128A1 | D6 BARBED CHECK VALVE | 1 | PZ | | | | | | | | | | | | | | | | | | | | | | | | | | | | | | | | | | | | | | | | | | | | | | | | | | | | | | | | | | | | | | | | | | | | | | | | | | | | | | | | | | | | | | | | | | | | | |
| VL1174C0 | D1.2 MM CALIBRATED NOZZLE | 1 | PZ | | | | | | | | | | | | | | | | | | | | | | | | | | | | | | | | | | | | | | | | | | | | | | | | | | | | | | | | | | | | | | | | | | | | | | | | | | | | | | | | | | | | | | | | | | | | | |
| VL1185A0 | 2 WAYS PLUS WASHING DISTRIBUTOR | 1 | PZ | | | | | | | | | | | | | | | | | | | | | | | | | | | | | | | | | | | | | | | | | | | | | | | | | | | | | | | | | | | | | | | | | | | | | | | | | | | | | | | | | | | | | | | | | | | | | |
| VL1190A0 | PLUS WASHING SYSTEM INLET DISTRIBUTOR | 1 | PZ | | | | | | | | | | | | | | | | | | | | | | | | | | | | | | | | | | | | | | | | | | | | | | | | | | | | | | | | | | | | | | | | | | | | | | | | | | | | | | | | | | | | | | | | | | | | | |
| VM2172A0 | PUMP-WITH-CI RCUIT LOCKING PIN | 1 | PZ | | | | | | | | | | | | | | | | | | | | | | | | | | | | | | | | | | | | | | | | | | | | | | | | | | | | | | | | | | | | | | | | | | | | | | | | | | | | | | | | | | | | | | | | | | | | | |
| Code | Description | Qty | UOM | | | | | | | | | | | | | | | | | | | | | | | | | | | | | | | | | | | | | | | | | | | | | | | | | | | | | | | | | | | | | | | | | | | | | | | | | | | | | | | | | | | | | | | | | | | | | |
| GN1526A0 | INT. D.=6.9 TH=1.8 O-RIN | 1 | PZ | | | | | | | | | | | | | | | | | | | | | | | | | | | | | | | | | | | | | | | | | | | | | | | | | | | | | | | | | | | | | | | | | | | | | | | | | | | | | | | | | | | | | | | | | | | | | |
| RC1019A0 | D=10 ELASTIC CLAMP | 3 | PZ | | | | | | | | | | | | | | | | | | | | | | | | | | | | | | | | | | | | | | | | | | | | | | | | | | | | | | | | | | | | | | | | | | | | | | | | | | | | | | | | | | | | | | | | | | | | | |
| RC1242A0 | D=10 CLOSED CAP | 2 | PZ | | | | | | | | | | | | | | | | | | | | | | | | | | | | | | | | | | | | | | | | | | | | | | | | | | | | | | | | | | | | | | | | | | | | | | | | | | | | | | | | | | | | | | | | | | | | | |
| TB2820A0 | 6X10 EPDM PIPE FOR WASHING SYSTEM | 0.120 | M | | | | | | | | | | | | | | | | | | | | | | | | | | | | | | | | | | | | | | | | | | | | | | | | | | | | | | | | | | | | | | | | | | | | | | | | | | | | | | | | | | | | | | | | | | | | | |
| VL1019A0 | VIBRATION PUMP | 1 | PZ | | | | | | | | | | | | | | | | | | | | | | | | | | | | | | | | | | | | | | | | | | | | | | | | | | | | | | | | | | | | | | | | | | | | | | | | | | | | | | | | | | | | | | | | | | | | | |
| VL1054B0 | ONE WASHING SYS INLET DISTRIBUTOR | 1 | PZ | | | | | | | | | | | | | | | | | | | | | | | | | | | | | | | | | | | | | | | | | | | | | | | | | | | | | | | | | | | | | | | | | | | | | | | | | | | | | | | | | | | | | | | | | | | | | |
| VL1128A1 | D6 BARBED CHECK VALVE | 2 | PZ | | | | | | | | | | | | | | | | | | | | | | | | | | | | | | | | | | | | | | | | | | | | | | | | | | | | | | | | | | | | | | | | | | | | | | | | | | | | | | | | | | | | | | | | | | | | | |
| VL1174C0 | D1.2 MM CALIBRATED NOZZLE | 1 | PZ | | | | | | | | | | | | | | | | | | | | | | | | | | | | | | | | | | | | | | | | | | | | | | | | | | | | | | | | | | | | | | | | | | | | | | | | | | | | | | | | | | | | | | | | | | | | | |


| COMPONENT | | | SPARE PART | | | | | | | | | | | | | | | | | | | | | | | | | | | | | | | | | | | | | | | | | | | | | | | | | | | | | | | | | | | | | | | |
|-----------|--|--|------------|--|--|------|-------------|---|-----|----------|--|---------------------------------|----|----------|--------------------------------------|---|----|----|----------|--|---|----|----------|-----------------------------|---|----|----------|-----------------------|---|----|----------|--------------------|---|----|----------|----------------------------|---|----|----------|---------------------------------|-------|---|----------|--|-------|---|----------|--------------------------------------|---|----|----------|-------------------|---|----|----------|-----------------------------------|---|----|----------|---|---|----|----------|--|---|----|
| Code | Description | Image | Code | Description | Components list | | | | | | | | | | | | | | | | | | | | | | | | | | | | | | | | | | | | | | | | | | | | | | | | | | | | | | | | | | | | | |
| VL1019A | VIBRATION PUMP |  | KVL0682A | ONE+HOODS WASHING SYSTEM PUMP+NOZZLE KIT | <table border="1"> <thead> <tr> <th>Code</th> <th>Description</th> <th>Qty</th> <th>UOM</th> </tr> </thead> <tbody> <tr> <td>VL1191A0</td> <td>ONE WASHING DISTRIBUTOR OUTLETS KIT</td> <td>1</td> <td>PZ</td> </tr> <tr> <td>VM2172A0</td> <td>PUMP-WITH-CI RCUIT LOCKING PIN</td> <td>1</td> <td>PZ</td> </tr> </tbody> </table> | Code | Description | Qty | UOM | VL1191A0 | ONE WASHING DISTRIBUTOR OUTLETS KIT | 1 | PZ | VM2172A0 | PUMP-WITH-CI RCUIT LOCKING PIN | 1 | PZ | | | | | | | | | | | | | | | | | | | | | | | | | | | | | | | | | | | | | | | | | | | | | | | | | |
| | | | Code | Description | Qty | UOM | | | | | | | | | | | | | | | | | | | | | | | | | | | | | | | | | | | | | | | | | | | | | | | | | | | | | | | | | | | | |
| VL1191A0 | ONE WASHING DISTRIBUTOR OUTLETS KIT | 1 | PZ | | | | | | | | | | | | | | | | | | | | | | | | | | | | | | | | | | | | | | | | | | | | | | | | | | | | | | | | | | | | | | | |
| VM2172A0 | PUMP-WITH-CI RCUIT LOCKING PIN | 1 | PZ | | | | | | | | | | | | | | | | | | | | | | | | | | | | | | | | | | | | | | | | | | | | | | | | | | | | | | | | | | | | | | | |
| KVL0001A | LM TOP CLEANING SYSTEM KIT | <table border="1"> <thead> <tr> <th>Code</th> <th>Description</th> <th>Qty</th> <th>UOM</th> </tr> </thead> <tbody> <tr> <td>0H1226B0</td> <td>LINEMISSTOP WASHING SYTEM CIRCUIT COVE</td> <td>1</td> <td>PZ</td> </tr> <tr> <td>0H2143A0</td> <td>LAMIERA BLOCCA VNR VL1128</td> <td>2</td> <td>PZ</td> </tr> <tr> <td>EL1436B0</td> <td>JG D8-BARBED D6 NRV WATER SOLENOID</td> <td>1</td> <td>PZ</td> </tr> <tr> <td>GN1312A0</td> <td>RUBBER CABLE-PASSI NG DE=26 DI=15 SP=10</td> <td>1</td> <td>PZ</td> </tr> <tr> <td>GN1526A0</td> <td>INT. D.=6.9 TH=1.8 O-RIN</td> <td>1</td> <td>PZ</td> </tr> <tr> <td>RC1019A0</td> <td>D=10 ELASTIC CLAMP</td> <td>5</td> <td>PZ</td> </tr> <tr> <td>RC1242A0</td> <td>D=10 CLOSED CAP</td> <td>2</td> <td>PZ</td> </tr> <tr> <td>RC1381A0</td> <td>BIFILAR PIPE CLIP D10,7</td> <td>3</td> <td>PZ</td> </tr> <tr> <td>TB2343A0</td> <td>9X6 PVC TRANSPAREN T PIPE</td> <td>1.650</td> <td>M</td> </tr> <tr> <td>TB2820A0</td> <td>6X10 EPDM PIPE FOR WASHING SYSTEM</td> <td>0.990</td> <td>M</td> </tr> <tr> <td>VI1220A1</td> <td>4,2X12 TCB SELF-TAPPIN G SCREW</td> <td>1</td> <td>PZ</td> </tr> <tr> <td>VL1019A0</td> <td>VIBRATION PUMP</td> <td>1</td> <td>PZ</td> </tr> <tr> <td>VL1041C0</td> <td>DETERGENT CAP WITH Ø12 HOLE</td> <td>1</td> <td>PZ</td> </tr> <tr> <td>VL1047A1</td> <td>D6 PIPE HOLDER - D8 J.G. TERMINAL</td> <td>1</td> <td>PZ</td> </tr> <tr> <td>VL1053B0</td> <td>ONE WASHING SYS EXT DISTRIBUTOR</td> <td>1</td> <td>PZ</td> </tr> </tbody> </table> | Code | Description | Qty | UOM | 0H1226B0 | LINEMISSTOP WASHING SYTEM CIRCUIT COVE | 1 | PZ | 0H2143A0 | LAMIERA BLOCCA VNR VL1128 | 2 | PZ | EL1436B0 | JG D8-BARBED D6 NRV WATER SOLENOID | 1 | PZ | GN1312A0 | RUBBER CABLE-PASSI NG DE=26 DI=15 SP=10 | 1 | PZ | GN1526A0 | INT. D.=6.9 TH=1.8 O-RIN | 1 | PZ | RC1019A0 | D=10 ELASTIC CLAMP | 5 | PZ | RC1242A0 | D=10 CLOSED CAP | 2 | PZ | RC1381A0 | BIFILAR PIPE CLIP D10,7 | 3 | PZ | TB2343A0 | 9X6 PVC TRANSPAREN T PIPE | 1.650 | M | TB2820A0 | 6X10 EPDM PIPE FOR WASHING SYSTEM | 0.990 | M | VI1220A1 | 4,2X12 TCB SELF-TAPPIN G SCREW | 1 | PZ | VL1019A0 | VIBRATION PUMP | 1 | PZ | VL1041C0 | DETERGENT CAP WITH Ø12 HOLE | 1 | PZ | VL1047A1 | D6 PIPE HOLDER - D8 J.G. TERMINAL | 1 | PZ | VL1053B0 | ONE WASHING SYS EXT DISTRIBUTOR | 1 | PZ |
| Code | Description | Qty | UOM | | | | | | | | | | | | | | | | | | | | | | | | | | | | | | | | | | | | | | | | | | | | | | | | | | | | | | | | | | | | | | | |
| 0H1226B0 | LINEMISSTOP WASHING SYTEM CIRCUIT COVE | 1 | PZ | | | | | | | | | | | | | | | | | | | | | | | | | | | | | | | | | | | | | | | | | | | | | | | | | | | | | | | | | | | | | | | |
| 0H2143A0 | LAMIERA BLOCCA VNR VL1128 | 2 | PZ | | | | | | | | | | | | | | | | | | | | | | | | | | | | | | | | | | | | | | | | | | | | | | | | | | | | | | | | | | | | | | | |
| EL1436B0 | JG D8-BARBED D6 NRV WATER SOLENOID | 1 | PZ | | | | | | | | | | | | | | | | | | | | | | | | | | | | | | | | | | | | | | | | | | | | | | | | | | | | | | | | | | | | | | | |
| GN1312A0 | RUBBER CABLE-PASSI NG DE=26 DI=15 SP=10 | 1 | PZ | | | | | | | | | | | | | | | | | | | | | | | | | | | | | | | | | | | | | | | | | | | | | | | | | | | | | | | | | | | | | | | |
| GN1526A0 | INT. D.=6.9 TH=1.8 O-RIN | 1 | PZ | | | | | | | | | | | | | | | | | | | | | | | | | | | | | | | | | | | | | | | | | | | | | | | | | | | | | | | | | | | | | | | |
| RC1019A0 | D=10 ELASTIC CLAMP | 5 | PZ | | | | | | | | | | | | | | | | | | | | | | | | | | | | | | | | | | | | | | | | | | | | | | | | | | | | | | | | | | | | | | | |
| RC1242A0 | D=10 CLOSED CAP | 2 | PZ | | | | | | | | | | | | | | | | | | | | | | | | | | | | | | | | | | | | | | | | | | | | | | | | | | | | | | | | | | | | | | | |
| RC1381A0 | BIFILAR PIPE CLIP D10,7 | 3 | PZ | | | | | | | | | | | | | | | | | | | | | | | | | | | | | | | | | | | | | | | | | | | | | | | | | | | | | | | | | | | | | | | |
| TB2343A0 | 9X6 PVC TRANSPAREN T PIPE | 1.650 | M | | | | | | | | | | | | | | | | | | | | | | | | | | | | | | | | | | | | | | | | | | | | | | | | | | | | | | | | | | | | | | | |
| TB2820A0 | 6X10 EPDM PIPE FOR WASHING SYSTEM | 0.990 | M | | | | | | | | | | | | | | | | | | | | | | | | | | | | | | | | | | | | | | | | | | | | | | | | | | | | | | | | | | | | | | | |
| VI1220A1 | 4,2X12 TCB SELF-TAPPIN G SCREW | 1 | PZ | | | | | | | | | | | | | | | | | | | | | | | | | | | | | | | | | | | | | | | | | | | | | | | | | | | | | | | | | | | | | | | |
| VL1019A0 | VIBRATION PUMP | 1 | PZ | | | | | | | | | | | | | | | | | | | | | | | | | | | | | | | | | | | | | | | | | | | | | | | | | | | | | | | | | | | | | | | |
| VL1041C0 | DETERGENT CAP WITH Ø12 HOLE | 1 | PZ | | | | | | | | | | | | | | | | | | | | | | | | | | | | | | | | | | | | | | | | | | | | | | | | | | | | | | | | | | | | | | | |
| VL1047A1 | D6 PIPE HOLDER - D8 J.G. TERMINAL | 1 | PZ | | | | | | | | | | | | | | | | | | | | | | | | | | | | | | | | | | | | | | | | | | | | | | | | | | | | | | | | | | | | | | | |
| VL1053B0 | ONE WASHING SYS EXT DISTRIBUTOR | 1 | PZ | | | | | | | | | | | | | | | | | | | | | | | | | | | | | | | | | | | | | | | | | | | | | | | | | | | | | | | | | | | | | | | |




| COMPONENT | | | SPARE PART | | | | | | | | | | | | | | | | | | | | | | | | | | | | | | | | | | | | | | |
|-----------|----------------------------------|---|------------|--|--|---|-------------|-----|-----|----------|-----------------------------------|----|----|----------|---|-------|----|----------|-----------------------|---|----|----------|-----------------------|---|----|----------|--------------------------------|---|----|----------|-----------------------------|---|----|----------|------------------------------------|---|----|----------|--------------------------------|---|----|
| Code | Description | Image | Code | Description | Components list | | | | | | | | | | | | | | | | | | | | | | | | | | | | | | | | | | | | |
| VL1019A | VIBRATION PUMP |  | KVL0001A | LM TOP CLEANING SYSTEM KIT | <table border="1"> <thead> <tr> <th>Code</th> <th>Description</th> <th>Qty</th> <th>UOM</th> </tr> </thead> <tbody> <tr> <td>VL1054B0</td> <td>ONE WASHING SYS INLET DISTRIBUTOR</td> <td>1</td> <td>PZ</td> </tr> <tr> <td>VL1061A0</td> <td>HOLD DOWN WEIGHT+NET FILTER+NON-RET. V.</td> <td>1</td> <td>PZ</td> </tr> <tr> <td>VL1128A0</td> <td>D6 BARBED CHECK VALVE</td> <td>2</td> <td>PZ</td> </tr> <tr> <td>VL1128A1</td> <td>D6 BARBED CHECK VALVE</td> <td>2</td> <td>PZ</td> </tr> <tr> <td>VM1066A0</td> <td>SADDLE CLIP FOR CABLES PASSING</td> <td>3</td> <td>PZ</td> </tr> <tr> <td>VM1088A0</td> <td>NYLON CLICK CLAMP D7.9-D9.2</td> <td>1</td> <td>PZ</td> </tr> <tr> <td>VM1605A0</td> <td>CLIP TWIST LOCK DIAM. 10.2-12.7 MM</td> <td>1</td> <td>PZ</td> </tr> <tr> <td>VM2172A0</td> <td>PUMP-WITH-CL RCUIT LOCKING PIN</td> <td>1</td> <td>PZ</td> </tr> </tbody> </table> | Code | Description | Qty | UOM | VL1054B0 | ONE WASHING SYS INLET DISTRIBUTOR | 1 | PZ | VL1061A0 | HOLD DOWN WEIGHT+NET FILTER+NON-RET. V. | 1 | PZ | VL1128A0 | D6 BARBED CHECK VALVE | 2 | PZ | VL1128A1 | D6 BARBED CHECK VALVE | 2 | PZ | VM1066A0 | SADDLE CLIP FOR CABLES PASSING | 3 | PZ | VM1088A0 | NYLON CLICK CLAMP D7.9-D9.2 | 1 | PZ | VM1605A0 | CLIP TWIST LOCK DIAM. 10.2-12.7 MM | 1 | PZ | VM2172A0 | PUMP-WITH-CL RCUIT LOCKING PIN | 1 | PZ |
| | | | | | Code | Description | Qty | UOM | | | | | | | | | | | | | | | | | | | | | | | | | | | | | | | | | |
| | | | | | VL1054B0 | ONE WASHING SYS INLET DISTRIBUTOR | 1 | PZ | | | | | | | | | | | | | | | | | | | | | | | | | | | | | | | | | |
| | | | | | VL1061A0 | HOLD DOWN WEIGHT+NET FILTER+NON-RET. V. | 1 | PZ | | | | | | | | | | | | | | | | | | | | | | | | | | | | | | | | | |
| | | | | | VL1128A0 | D6 BARBED CHECK VALVE | 2 | PZ | | | | | | | | | | | | | | | | | | | | | | | | | | | | | | | | | |
| | | | | | VL1128A1 | D6 BARBED CHECK VALVE | 2 | PZ | | | | | | | | | | | | | | | | | | | | | | | | | | | | | | | | | |
| | | | | | VM1066A0 | SADDLE CLIP FOR CABLES PASSING | 3 | PZ | | | | | | | | | | | | | | | | | | | | | | | | | | | | | | | | | |
| | | | | | VM1088A0 | NYLON CLICK CLAMP D7.9-D9.2 | 1 | PZ | | | | | | | | | | | | | | | | | | | | | | | | | | | | | | | | | |
| | | | | | VM1605A0 | CLIP TWIST LOCK DIAM. 10.2-12.7 MM | 1 | PZ | | | | | | | | | | | | | | | | | | | | | | | | | | | | | | | | | |
| | | | | | VM2172A0 | PUMP-WITH-CL RCUIT LOCKING PIN | 1 | PZ | | | | | | | | | | | | | | | | | | | | | | | | | | | | | | | | | |
| GN1526A | INT. D.=6.9 TH=1.8 O-RING |  | KGN1526A | O-RING INT D6.9 THICK1.8 10PCS KIT | <table border="1"> <thead> <tr> <th>Code</th> <th>Description</th> <th>Qty</th> <th>UOM</th> </tr> </thead> <tbody> <tr> <td>GN1526A0</td> <td>INT. D.=6.9 TH=1.8 O-RIN</td> <td>10</td> <td>PZ</td> </tr> </tbody> </table> | Code | Description | Qty | UOM | GN1526A0 | INT. D.=6.9 TH=1.8 O-RIN | 10 | PZ | | | | | | | | | | | | | | | | | | | | | | | | | | | | |
| Code | Description | Qty | UOM | | | | | | | | | | | | | | | | | | | | | | | | | | | | | | | | | | | | | | |
| GN1526A0 | INT. D.=6.9 TH=1.8 O-RIN | 10 | PZ | | | | | | | | | | | | | | | | | | | | | | | | | | | | | | | | | | | | | | |
| RC1019A | D=10 ELASTIC CLAM |  | KRC1019A | Ø10 ZINC PLATED ELASTIC CLAMP 15 PCS KIT | <table border="1"> <thead> <tr> <th>Code</th> <th>Description</th> <th>Qty</th> <th>UOM</th> </tr> </thead> <tbody> <tr> <td>RC1019A0</td> <td>D=10 ELASTIC CLAMP</td> <td>17</td> <td>PZ</td> </tr> <tr> <td>VM1224A0</td> <td>65MY 220MM 2 COLOURS SHRINK TUBE</td> <td>0.200</td> <td>M</td> </tr> </tbody> </table> | Code | Description | Qty | UOM | RC1019A0 | D=10 ELASTIC CLAMP | 17 | PZ | VM1224A0 | 65MY 220MM 2 COLOURS SHRINK TUBE | 0.200 | M | | | | | | | | | | | | | | | | | | | | | | | | |
| | | | | | Code | Description | Qty | UOM | | | | | | | | | | | | | | | | | | | | | | | | | | | | | | | | | |
| RC1019A0 | D=10 ELASTIC CLAMP | 17 | PZ | | | | | | | | | | | | | | | | | | | | | | | | | | | | | | | | | | | | | | |
| VM1224A0 | 65MY 220MM 2 COLOURS SHRINK TUBE | 0.200 | M | | | | | | | | | | | | | | | | | | | | | | | | | | | | | | | | | | | | | | |




| COMPONENT | | | SPARE PART | | | | | | | | | | | | | | | | | | | | | | | | | | | | | | |
|-----------|--|---|------------|---|--|------|-------------|-----|-----|----------|--|----|----|----------|--|-------|----|----------|---|---|----|----------|-----------------------------|---|----|----------|-------------------------------------|----|----|----------|-----------------------|----|----|
| Code | Description | Image | Code | Description | Components list | | | | | | | | | | | | | | | | | | | | | | | | | | | | |
| VL1065A | 1/4 MALE N.O. PRESSURE SWITCH |  | KVL1065A | 1/4 M N.O. CIL. PRESSURE SWITCH KIT | <table border="1"> <thead> <tr> <th>Code</th> <th>Description</th> <th>Qty</th> <th>UOM</th> </tr> </thead> <tbody> <tr> <td>VL1065A1</td> <td>1/4 MALE N.O. PRESSURE SWITCH</td> <td>1</td> <td>PZ</td> </tr> <tr> <td>VM1224A0</td> <td>65MY 220MM 2 COLOURS SHRINK TUBE</td> <td>0.150</td> <td>M</td> </tr> </tbody> </table> | Code | Description | Qty | UOM | VL1065A1 | 1/4 MALE N.O. PRESSURE SWITCH | 1 | PZ | VM1224A0 | 65MY 220MM 2 COLOURS SHRINK TUBE | 0.150 | M | | | | | | | | | | | | | | | | |
| Code | Description | Qty | UOM | | | | | | | | | | | | | | | | | | | | | | | | | | | | | | |
| VL1065A1 | 1/4 MALE N.O. PRESSURE SWITCH | 1 | PZ | | | | | | | | | | | | | | | | | | | | | | | | | | | | | | |
| VM1224A0 | 65MY 220MM 2 COLOURS SHRINK TUBE | 0.150 | M | | | | | | | | | | | | | | | | | | | | | | | | | | | | | | |
| RC1356A | "STRAIGHT THREADED FEMALE END 8X1/4" BS |  | KRC1356A | STRAIGHT THREADED FEMALE END 8X1/4 BS | <table border="1"> <thead> <tr> <th>Code</th> <th>Description</th> <th>Qty</th> <th>UOM</th> </tr> </thead> <tbody> <tr> <td>RC1356A0</td> <td>"STRAIGHT THREADED FEMALE END 8X1/4" BS</td> <td>1</td> <td>PZ</td> </tr> <tr> <td>VM1224A0</td> <td>65MY 220MM 2 COLOURS SHRINK TUBE</td> <td>0.150</td> <td>M</td> </tr> </tbody> </table> | Code | Description | Qty | UOM | RC1356A0 | "STRAIGHT THREADED FEMALE END 8X1/4" BS | 1 | PZ | VM1224A0 | 65MY 220MM 2 COLOURS SHRINK TUBE | 0.150 | M | | | | | | | | | | | | | | | | |
| Code | Description | Qty | UOM | | | | | | | | | | | | | | | | | | | | | | | | | | | | | | |
| RC1356A0 | "STRAIGHT THREADED FEMALE END 8X1/4" BS | 1 | PZ | | | | | | | | | | | | | | | | | | | | | | | | | | | | | | |
| VM1224A0 | 65MY 220MM 2 COLOURS SHRINK TUBE | 0.150 | M | | | | | | | | | | | | | | | | | | | | | | | | | | | | | | |
| RC1242A | D=10 CLOSED CAP |  | KRC1242A | Ø10 CLOSED CONNECTION 20PCS KIT | <table border="1"> <thead> <tr> <th>Code</th> <th>Description</th> <th>Qty</th> <th>UOM</th> </tr> </thead> <tbody> <tr> <td>RC1242A0</td> <td>D=10 CLOSED CAP</td> <td>20</td> <td>PZ</td> </tr> <tr> <td>VM1224A0</td> <td>65MY 220MM 2 COLOURS SHRINK TUBE</td> <td>0.200</td> <td>M</td> </tr> </tbody> </table> | Code | Description | Qty | UOM | RC1242A0 | D=10 CLOSED CAP | 20 | PZ | VM1224A0 | 65MY 220MM 2 COLOURS SHRINK TUBE | 0.200 | M | | | | | | | | | | | | | | | | |
| Code | Description | Qty | UOM | | | | | | | | | | | | | | | | | | | | | | | | | | | | | | |
| RC1242A0 | D=10 CLOSED CAP | 20 | PZ | | | | | | | | | | | | | | | | | | | | | | | | | | | | | | |
| VM1224A0 | 65MY 220MM 2 COLOURS SHRINK TUBE | 0.200 | M | | | | | | | | | | | | | | | | | | | | | | | | | | | | | | |
| VL1174C | D1.2 MM CALIBRATED NOZZL |  | VL1174C0 | D1.2 MM CALIBRATED NOZZL | | | | | | | | | | | | | | | | | | | | | | | | | | | | | |
| VL1190A | PLUS WASHING SYSTEM INLET DISTRIBUTOR |  | KVL1209A | US PLUS 3 ROTOR ARMS WASHING SYSTEM KIT | <table border="1"> <thead> <tr> <th>Code</th> <th>Description</th> <th>Qty</th> <th>UOM</th> </tr> </thead> <tbody> <tr> <td>0H2354A0</td> <td>XEVC-XEVL WASHING CIRCUIT PLAT</td> <td>1</td> <td>PZ</td> </tr> <tr> <td>0H2411A0</td> <td></td> <td>1</td> <td>PZ</td> </tr> <tr> <td>EL1450A0</td> <td>US SELF-CLEANIN G WATER SOLENOID</td> <td>4</td> <td>PZ</td> </tr> <tr> <td>GN1526A0</td> <td>INT. D.=6.9 TH=1.8 O-RIN</td> <td>9</td> <td>PZ</td> </tr> <tr> <td>RC1018A0</td> <td>ZINC PLATED D12 ELASTIC CLAMP</td> <td>13</td> <td>PZ</td> </tr> <tr> <td>RC1019A0</td> <td>D=10 ELASTIC CLAMP</td> <td>15</td> <td>PZ</td> </tr> </tbody> </table> | Code | Description | Qty | UOM | 0H2354A0 | XEVC-XEVL WASHING CIRCUIT PLAT | 1 | PZ | 0H2411A0 | | 1 | PZ | EL1450A0 | US SELF-CLEANIN G WATER SOLENOID | 4 | PZ | GN1526A0 | INT. D.=6.9 TH=1.8 O-RIN | 9 | PZ | RC1018A0 | ZINC PLATED D12 ELASTIC CLAMP | 13 | PZ | RC1019A0 | D=10 ELASTIC CLAMP | 15 | PZ |
| Code | Description | Qty | UOM | | | | | | | | | | | | | | | | | | | | | | | | | | | | | | |
| 0H2354A0 | XEVC-XEVL WASHING CIRCUIT PLAT | 1 | PZ | | | | | | | | | | | | | | | | | | | | | | | | | | | | | | |
| 0H2411A0 | | 1 | PZ | | | | | | | | | | | | | | | | | | | | | | | | | | | | | | |
| EL1450A0 | US SELF-CLEANIN G WATER SOLENOID | 4 | PZ | | | | | | | | | | | | | | | | | | | | | | | | | | | | | | |
| GN1526A0 | INT. D.=6.9 TH=1.8 O-RIN | 9 | PZ | | | | | | | | | | | | | | | | | | | | | | | | | | | | | | |
| RC1018A0 | ZINC PLATED D12 ELASTIC CLAMP | 13 | PZ | | | | | | | | | | | | | | | | | | | | | | | | | | | | | | |
| RC1019A0 | D=10 ELASTIC CLAMP | 15 | PZ | | | | | | | | | | | | | | | | | | | | | | | | | | | | | | |


| COMPONENT | | | SPARE PART | | | | | | | | | | | | | | | | | | | | | | | | | | | | | | | | | | | | | | | | | | | | | | | | | | | | | | | | | | | | | | | | | | | | | | | | | | | | | | | | | | | | | | |
|-----------|---------------------------------------|---|------------|---|---|---|-------------|-----|-----|----------|--------------|---|----|----------|---------------------|---|----|----------|-----------------|---|----|----------|---|---|----|----------|-----------------------------------|-------|---|----------|---|-------|---|----------|--------------------------------|---|----|----------|----------------|---|----|----------|-------------------------------|---|----|----------|---|---|----|----------|-----------------------------|---|----|----------|-----------------------|---|----|----------|--------------------------|---|----|----------|-------------------|---|----|----------|--|---|----|----------|--|---|----|----------|---------------------------------------|---|----|----------|---------------------------|---|----|----------|---------------------------------|---|----|----------|---------------------------------|---|----|
| Code | Description | Image | Code | Description | Components list | | | | | | | | | | | | | | | | | | | | | | | | | | | | | | | | | | | | | | | | | | | | | | | | | | | | | | | | | | | | | | | | | | | | | | | | | | | | | | | | | | | | |
| VL1190A | PLUS WASHING SYSTEM INLET DISTRIBUTOR |  | KVL1209A | US PLUS 3 ROTOR ARMS WASHING SYSTEM KIT | <table border="1"> <thead> <tr> <th>Code</th> <th>Description</th> <th>Qty</th> <th>UOM</th> </tr> </thead> <tbody> <tr> <td>RC1130A0</td> <td>130X2,6 CLAM</td> <td>1</td> <td>PZ</td> </tr> <tr> <td>RC1131A0</td> <td>200X2,6 BLACK CLAMP</td> <td>3</td> <td>PZ</td> </tr> <tr> <td>RC1242A0</td> <td>D=10 CLOSED CAP</td> <td>2</td> <td>PZ</td> </tr> <tr> <td>RC1356A0</td> <td>"STRAIGHT THREADED FEMALE END 8X1/4" BS</td> <td>1</td> <td>PZ</td> </tr> <tr> <td>TB2820A0</td> <td>6X10 EPDM PIPE FOR WASHING SYSTEM</td> <td>2.750</td> <td>M</td> </tr> <tr> <td>TB3132A0</td> <td>WHITE-BLUE EPDM TEXTILE BRAID HOSE 6X12</td> <td>1.980</td> <td>M</td> </tr> <tr> <td>VI1220A1</td> <td>4,2X12 TCB SELF-TAPPIN G SCREW</td> <td>3</td> <td>PZ</td> </tr> <tr> <td>VL1019A0</td> <td>VIBRATION PUMP</td> <td>1</td> <td>PZ</td> </tr> <tr> <td>VL1065A1</td> <td>1/4 MALE N.O. PRESSURE SWITCH</td> <td>1</td> <td>PZ</td> </tr> <tr> <td>VL1102A1</td> <td>DETERGENT LINE FILTER + BARBED VNR 6 MM</td> <td>1</td> <td>PZ</td> </tr> <tr> <td>VL1127A1</td> <td>6MM BARBED T-SHAPED FITTING</td> <td>2</td> <td>PZ</td> </tr> <tr> <td>VL1128A1</td> <td>D6 BARBED CHECK VALVE</td> <td>3</td> <td>PZ</td> </tr> <tr> <td>VL1165A0</td> <td>BB6-AR6 STRAIGHT FITTING</td> <td>1</td> <td>PZ</td> </tr> <tr> <td>VL1166A0</td> <td>BB6-AR6 L FITTING</td> <td>4</td> <td>PZ</td> </tr> <tr> <td>VL1167A0</td> <td></td> <td>1</td> <td>PZ</td> </tr> <tr> <td>VL1167A1</td> <td></td> <td>1</td> <td>PZ</td> </tr> <tr> <td>VL1167A2</td> <td>GN21 3 ROTOR ARMS B-B FLOW RESTRICTOR</td> <td>1</td> <td>PZ</td> </tr> <tr> <td>VL1174C0</td> <td>D1.2 MM CALIBRATED NOZZLE</td> <td>1</td> <td>PZ</td> </tr> <tr> <td>VL1185A0</td> <td>2 WAYS PLUS WASHING DISTRIBUTOR</td> <td>1</td> <td>PZ</td> </tr> <tr> <td>VL1186A0</td> <td>3 WAYS PLUS WASHING DISTRIBUTOR</td> <td>1</td> <td>PZ</td> </tr> </tbody> </table> | Code | Description | Qty | UOM | RC1130A0 | 130X2,6 CLAM | 1 | PZ | RC1131A0 | 200X2,6 BLACK CLAMP | 3 | PZ | RC1242A0 | D=10 CLOSED CAP | 2 | PZ | RC1356A0 | "STRAIGHT THREADED FEMALE END 8X1/4" BS | 1 | PZ | TB2820A0 | 6X10 EPDM PIPE FOR WASHING SYSTEM | 2.750 | M | TB3132A0 | WHITE-BLUE EPDM TEXTILE BRAID HOSE 6X12 | 1.980 | M | VI1220A1 | 4,2X12 TCB SELF-TAPPIN G SCREW | 3 | PZ | VL1019A0 | VIBRATION PUMP | 1 | PZ | VL1065A1 | 1/4 MALE N.O. PRESSURE SWITCH | 1 | PZ | VL1102A1 | DETERGENT LINE FILTER + BARBED VNR 6 MM | 1 | PZ | VL1127A1 | 6MM BARBED T-SHAPED FITTING | 2 | PZ | VL1128A1 | D6 BARBED CHECK VALVE | 3 | PZ | VL1165A0 | BB6-AR6 STRAIGHT FITTING | 1 | PZ | VL1166A0 | BB6-AR6 L FITTING | 4 | PZ | VL1167A0 | | 1 | PZ | VL1167A1 | | 1 | PZ | VL1167A2 | GN21 3 ROTOR ARMS B-B FLOW RESTRICTOR | 1 | PZ | VL1174C0 | D1.2 MM CALIBRATED NOZZLE | 1 | PZ | VL1185A0 | 2 WAYS PLUS WASHING DISTRIBUTOR | 1 | PZ | VL1186A0 | 3 WAYS PLUS WASHING DISTRIBUTOR | 1 | PZ |
| | | | | | Code | Description | Qty | UOM | | | | | | | | | | | | | | | | | | | | | | | | | | | | | | | | | | | | | | | | | | | | | | | | | | | | | | | | | | | | | | | | | | | | | | | | | | | | | | | | | |
| | | | | | RC1130A0 | 130X2,6 CLAM | 1 | PZ | | | | | | | | | | | | | | | | | | | | | | | | | | | | | | | | | | | | | | | | | | | | | | | | | | | | | | | | | | | | | | | | | | | | | | | | | | | | | | | | | |
| | | | | | RC1131A0 | 200X2,6 BLACK CLAMP | 3 | PZ | | | | | | | | | | | | | | | | | | | | | | | | | | | | | | | | | | | | | | | | | | | | | | | | | | | | | | | | | | | | | | | | | | | | | | | | | | | | | | | | | |
| | | | | | RC1242A0 | D=10 CLOSED CAP | 2 | PZ | | | | | | | | | | | | | | | | | | | | | | | | | | | | | | | | | | | | | | | | | | | | | | | | | | | | | | | | | | | | | | | | | | | | | | | | | | | | | | | | | |
| | | | | | RC1356A0 | "STRAIGHT THREADED FEMALE END 8X1/4" BS | 1 | PZ | | | | | | | | | | | | | | | | | | | | | | | | | | | | | | | | | | | | | | | | | | | | | | | | | | | | | | | | | | | | | | | | | | | | | | | | | | | | | | | | | |
| | | | | | TB2820A0 | 6X10 EPDM PIPE FOR WASHING SYSTEM | 2.750 | M | | | | | | | | | | | | | | | | | | | | | | | | | | | | | | | | | | | | | | | | | | | | | | | | | | | | | | | | | | | | | | | | | | | | | | | | | | | | | | | | | |
| | | | | | TB3132A0 | WHITE-BLUE EPDM TEXTILE BRAID HOSE 6X12 | 1.980 | M | | | | | | | | | | | | | | | | | | | | | | | | | | | | | | | | | | | | | | | | | | | | | | | | | | | | | | | | | | | | | | | | | | | | | | | | | | | | | | | | | |
| | | | | | VI1220A1 | 4,2X12 TCB SELF-TAPPIN G SCREW | 3 | PZ | | | | | | | | | | | | | | | | | | | | | | | | | | | | | | | | | | | | | | | | | | | | | | | | | | | | | | | | | | | | | | | | | | | | | | | | | | | | | | | | | |
| | | | | | VL1019A0 | VIBRATION PUMP | 1 | PZ | | | | | | | | | | | | | | | | | | | | | | | | | | | | | | | | | | | | | | | | | | | | | | | | | | | | | | | | | | | | | | | | | | | | | | | | | | | | | | | | | |
| | | | | | VL1065A1 | 1/4 MALE N.O. PRESSURE SWITCH | 1 | PZ | | | | | | | | | | | | | | | | | | | | | | | | | | | | | | | | | | | | | | | | | | | | | | | | | | | | | | | | | | | | | | | | | | | | | | | | | | | | | | | | | |
| | | | | | VL1102A1 | DETERGENT LINE FILTER + BARBED VNR 6 MM | 1 | PZ | | | | | | | | | | | | | | | | | | | | | | | | | | | | | | | | | | | | | | | | | | | | | | | | | | | | | | | | | | | | | | | | | | | | | | | | | | | | | | | | | |
| | | | | | VL1127A1 | 6MM BARBED T-SHAPED FITTING | 2 | PZ | | | | | | | | | | | | | | | | | | | | | | | | | | | | | | | | | | | | | | | | | | | | | | | | | | | | | | | | | | | | | | | | | | | | | | | | | | | | | | | | | |
| | | | | | VL1128A1 | D6 BARBED CHECK VALVE | 3 | PZ | | | | | | | | | | | | | | | | | | | | | | | | | | | | | | | | | | | | | | | | | | | | | | | | | | | | | | | | | | | | | | | | | | | | | | | | | | | | | | | | | |
| | | | | | VL1165A0 | BB6-AR6 STRAIGHT FITTING | 1 | PZ | | | | | | | | | | | | | | | | | | | | | | | | | | | | | | | | | | | | | | | | | | | | | | | | | | | | | | | | | | | | | | | | | | | | | | | | | | | | | | | | | |
| | | | | | VL1166A0 | BB6-AR6 L FITTING | 4 | PZ | | | | | | | | | | | | | | | | | | | | | | | | | | | | | | | | | | | | | | | | | | | | | | | | | | | | | | | | | | | | | | | | | | | | | | | | | | | | | | | | | |
| | | | | | VL1167A0 | | 1 | PZ | | | | | | | | | | | | | | | | | | | | | | | | | | | | | | | | | | | | | | | | | | | | | | | | | | | | | | | | | | | | | | | | | | | | | | | | | | | | | | | | | |
| | | | | | VL1167A1 | | 1 | PZ | | | | | | | | | | | | | | | | | | | | | | | | | | | | | | | | | | | | | | | | | | | | | | | | | | | | | | | | | | | | | | | | | | | | | | | | | | | | | | | | | |
| | | | | | VL1167A2 | GN21 3 ROTOR ARMS B-B FLOW RESTRICTOR | 1 | PZ | | | | | | | | | | | | | | | | | | | | | | | | | | | | | | | | | | | | | | | | | | | | | | | | | | | | | | | | | | | | | | | | | | | | | | | | | | | | | | | | | |
| | | | | | VL1174C0 | D1.2 MM CALIBRATED NOZZLE | 1 | PZ | | | | | | | | | | | | | | | | | | | | | | | | | | | | | | | | | | | | | | | | | | | | | | | | | | | | | | | | | | | | | | | | | | | | | | | | | | | | | | | | | |
| VL1185A0 | 2 WAYS PLUS WASHING DISTRIBUTOR | 1 | PZ | | | | | | | | | | | | | | | | | | | | | | | | | | | | | | | | | | | | | | | | | | | | | | | | | | | | | | | | | | | | | | | | | | | | | | | | | | | | | | | | | | | | | | |
| VL1186A0 | 3 WAYS PLUS WASHING DISTRIBUTOR | 1 | PZ | | | | | | | | | | | | | | | | | | | | | | | | | | | | | | | | | | | | | | | | | | | | | | | | | | | | | | | | | | | | | | | | | | | | | | | | | | | | | | | | | | | | | | |


| COMPONENT | | | SPARE PART | | | | | | | | | | | | | | | | | | | | | | | | | | | | | | | | | | | | | | | | | | | | | | | | | | | | | | | | | | | | | | | | | | | |
|-----------|---|--|------------|---|--|------|-------------|--------------------------------|-----|----------|---------------------------------------|---|----|----------|------------------------------------|----------------------------------|----|----------|--------------------------------|--------------------------|----|----|----------|-------------------------------|---|----|----------|--------------------|----|----|----------|--------------|---|----|----------|---------------------|---|----|----------|-----------------|---|----|----------|---|---|----|----------|-----------------------------------|-------|---|----------|---|-------|---|----------|--------------------------------|---|----|----------|----------------|---|----|----------|-----------------------------------|---|----|----------|-------------------------------|---|----|
| Code | Description | Image | Code | Description | Components list | | | | | | | | | | | | | | | | | | | | | | | | | | | | | | | | | | | | | | | | | | | | | | | | | | | | | | | | | | | | | | | | | |
| VL1190A | PLUS WASHING SYSTEM INLET DISTRIBUTOR |  | KVL1209A | US PLUS 3 ROTOR ARMS WASHING SYSTEM KIT | <table border="1"> <thead> <tr> <th>Code</th> <th>Description</th> <th>Qty</th> <th>UOM</th> </tr> </thead> <tbody> <tr> <td>VL1190A0</td> <td>PLUS WASHING SYSTEM INLET DISTRIBUTOR</td> <td>1</td> <td>PZ</td> </tr> <tr> <td>VM1605A0</td> <td>CLIP TWIST LOCK DIAM. 10,2-12,7 MM</td> <td>6</td> <td>PZ</td> </tr> <tr> <td>VM2172A0</td> <td>PUMP-WITH-CI RCUIT LOCKING PIN</td> <td>9</td> <td>PZ</td> </tr> </tbody> </table> | Code | Description | Qty | UOM | VL1190A0 | PLUS WASHING SYSTEM INLET DISTRIBUTOR | 1 | PZ | VM1605A0 | CLIP TWIST LOCK DIAM. 10,2-12,7 MM | 6 | PZ | VM2172A0 | PUMP-WITH-CI RCUIT LOCKING PIN | 9 | PZ | | | | | | | | | | | | | | | | | | | | | | | | | | | | | | | | | | | | | | | | | | | | | | | | | |
| | | | Code | Description | Qty | UOM | | | | | | | | | | | | | | | | | | | | | | | | | | | | | | | | | | | | | | | | | | | | | | | | | | | | | | | | | | | | | | | | |
| VL1190A0 | PLUS WASHING SYSTEM INLET DISTRIBUTOR | 1 | PZ | | | | | | | | | | | | | | | | | | | | | | | | | | | | | | | | | | | | | | | | | | | | | | | | | | | | | | | | | | | | | | | | | | | |
| VM1605A0 | CLIP TWIST LOCK DIAM. 10,2-12,7 MM | 6 | PZ | | | | | | | | | | | | | | | | | | | | | | | | | | | | | | | | | | | | | | | | | | | | | | | | | | | | | | | | | | | | | | | | | | | |
| VM2172A0 | PUMP-WITH-CI RCUIT LOCKING PIN | 9 | PZ | | | | | | | | | | | | | | | | | | | | | | | | | | | | | | | | | | | | | | | | | | | | | | | | | | | | | | | | | | | | | | | | | | | |
| KVL1208A | US PLUS 2 ROTOR ARMS WASHING SYSTEM KIT | <table border="1"> <thead> <tr> <th>Code</th> <th>Description</th> <th>Qty</th> <th>UOM</th> </tr> </thead> <tbody> <tr> <td>0H2354A0</td> <td>XEVC-XEVL WASHING CIRCUIT PLAT</td> <td>1</td> <td>PZ</td> </tr> <tr> <td>0H2411A0</td> <td></td> <td>1</td> <td>PZ</td> </tr> <tr> <td>EL1450A0</td> <td>US SELF-CLEANIN G WATER SOLENOID</td> <td>4</td> <td>PZ</td> </tr> <tr> <td>GN1526A0</td> <td>INT. D.=6.9 TH=1.8 O-RIN</td> <td>9</td> <td>PZ</td> </tr> <tr> <td>RC1018A0</td> <td>ZINC PLATED D12 ELASTIC CLAMP</td> <td>4</td> <td>PZ</td> </tr> <tr> <td>RC1019A0</td> <td>D=10 ELASTIC CLAMP</td> <td>16</td> <td>PZ</td> </tr> <tr> <td>RC1130A0</td> <td>130X2,6 CLAM</td> <td>1</td> <td>PZ</td> </tr> <tr> <td>RC1131A0</td> <td>200X2,6 BLACK CLAMP</td> <td>3</td> <td>PZ</td> </tr> <tr> <td>RC1242A0</td> <td>D=10 CLOSED CAP</td> <td>2</td> <td>PZ</td> </tr> <tr> <td>RC1356A0</td> <td>*STRAIGHT THREADED FEMALE END 8X1/4" BS</td> <td>1</td> <td>PZ</td> </tr> <tr> <td>TB2820A0</td> <td>6X10 EPDM PIPE FOR WASHING SYSTEM</td> <td>2.890</td> <td>M</td> </tr> <tr> <td>TB3132A0</td> <td>WHITE-BLUE EPDM TEXTILE BRAID HOSE 6X12</td> <td>1.600</td> <td>M</td> </tr> <tr> <td>VI1220A1</td> <td>4,2X12 TCB SELF-TAPPIN G SCREW</td> <td>3</td> <td>PZ</td> </tr> <tr> <td>VL1019A0</td> <td>VIBRATION PUMP</td> <td>1</td> <td>PZ</td> </tr> <tr> <td>VL1047A1</td> <td>D6 PIPE HOLDER - D8 J.G. TERMINAL</td> <td>1</td> <td>PZ</td> </tr> <tr> <td>VL1065A1</td> <td>1/4 MALE N.O. PRESSURE SWITCH</td> <td>1</td> <td>PZ</td> </tr> </tbody> </table> | Code | Description | Qty | UOM | 0H2354A0 | XEVC-XEVL WASHING CIRCUIT PLAT | 1 | PZ | 0H2411A0 | | 1 | PZ | EL1450A0 | US SELF-CLEANIN G WATER SOLENOID | 4 | PZ | GN1526A0 | INT. D.=6.9 TH=1.8 O-RIN | 9 | PZ | RC1018A0 | ZINC PLATED D12 ELASTIC CLAMP | 4 | PZ | RC1019A0 | D=10 ELASTIC CLAMP | 16 | PZ | RC1130A0 | 130X2,6 CLAM | 1 | PZ | RC1131A0 | 200X2,6 BLACK CLAMP | 3 | PZ | RC1242A0 | D=10 CLOSED CAP | 2 | PZ | RC1356A0 | *STRAIGHT THREADED FEMALE END 8X1/4" BS | 1 | PZ | TB2820A0 | 6X10 EPDM PIPE FOR WASHING SYSTEM | 2.890 | M | TB3132A0 | WHITE-BLUE EPDM TEXTILE BRAID HOSE 6X12 | 1.600 | M | VI1220A1 | 4,2X12 TCB SELF-TAPPIN G SCREW | 3 | PZ | VL1019A0 | VIBRATION PUMP | 1 | PZ | VL1047A1 | D6 PIPE HOLDER - D8 J.G. TERMINAL | 1 | PZ | VL1065A1 | 1/4 MALE N.O. PRESSURE SWITCH | 1 | PZ |
| Code | Description | Qty | UOM | | | | | | | | | | | | | | | | | | | | | | | | | | | | | | | | | | | | | | | | | | | | | | | | | | | | | | | | | | | | | | | | | | | |
| 0H2354A0 | XEVC-XEVL WASHING CIRCUIT PLAT | 1 | PZ | | | | | | | | | | | | | | | | | | | | | | | | | | | | | | | | | | | | | | | | | | | | | | | | | | | | | | | | | | | | | | | | | | | |
| 0H2411A0 | | 1 | PZ | | | | | | | | | | | | | | | | | | | | | | | | | | | | | | | | | | | | | | | | | | | | | | | | | | | | | | | | | | | | | | | | | | | |
| EL1450A0 | US SELF-CLEANIN G WATER SOLENOID | 4 | PZ | | | | | | | | | | | | | | | | | | | | | | | | | | | | | | | | | | | | | | | | | | | | | | | | | | | | | | | | | | | | | | | | | | | |
| GN1526A0 | INT. D.=6.9 TH=1.8 O-RIN | 9 | PZ | | | | | | | | | | | | | | | | | | | | | | | | | | | | | | | | | | | | | | | | | | | | | | | | | | | | | | | | | | | | | | | | | | | |
| RC1018A0 | ZINC PLATED D12 ELASTIC CLAMP | 4 | PZ | | | | | | | | | | | | | | | | | | | | | | | | | | | | | | | | | | | | | | | | | | | | | | | | | | | | | | | | | | | | | | | | | | | |
| RC1019A0 | D=10 ELASTIC CLAMP | 16 | PZ | | | | | | | | | | | | | | | | | | | | | | | | | | | | | | | | | | | | | | | | | | | | | | | | | | | | | | | | | | | | | | | | | | | |
| RC1130A0 | 130X2,6 CLAM | 1 | PZ | | | | | | | | | | | | | | | | | | | | | | | | | | | | | | | | | | | | | | | | | | | | | | | | | | | | | | | | | | | | | | | | | | | |
| RC1131A0 | 200X2,6 BLACK CLAMP | 3 | PZ | | | | | | | | | | | | | | | | | | | | | | | | | | | | | | | | | | | | | | | | | | | | | | | | | | | | | | | | | | | | | | | | | | | |
| RC1242A0 | D=10 CLOSED CAP | 2 | PZ | | | | | | | | | | | | | | | | | | | | | | | | | | | | | | | | | | | | | | | | | | | | | | | | | | | | | | | | | | | | | | | | | | | |
| RC1356A0 | *STRAIGHT THREADED FEMALE END 8X1/4" BS | 1 | PZ | | | | | | | | | | | | | | | | | | | | | | | | | | | | | | | | | | | | | | | | | | | | | | | | | | | | | | | | | | | | | | | | | | | |
| TB2820A0 | 6X10 EPDM PIPE FOR WASHING SYSTEM | 2.890 | M | | | | | | | | | | | | | | | | | | | | | | | | | | | | | | | | | | | | | | | | | | | | | | | | | | | | | | | | | | | | | | | | | | | |
| TB3132A0 | WHITE-BLUE EPDM TEXTILE BRAID HOSE 6X12 | 1.600 | M | | | | | | | | | | | | | | | | | | | | | | | | | | | | | | | | | | | | | | | | | | | | | | | | | | | | | | | | | | | | | | | | | | | |
| VI1220A1 | 4,2X12 TCB SELF-TAPPIN G SCREW | 3 | PZ | | | | | | | | | | | | | | | | | | | | | | | | | | | | | | | | | | | | | | | | | | | | | | | | | | | | | | | | | | | | | | | | | | | |
| VL1019A0 | VIBRATION PUMP | 1 | PZ | | | | | | | | | | | | | | | | | | | | | | | | | | | | | | | | | | | | | | | | | | | | | | | | | | | | | | | | | | | | | | | | | | | |
| VL1047A1 | D6 PIPE HOLDER - D8 J.G. TERMINAL | 1 | PZ | | | | | | | | | | | | | | | | | | | | | | | | | | | | | | | | | | | | | | | | | | | | | | | | | | | | | | | | | | | | | | | | | | | |
| VL1065A1 | 1/4 MALE N.O. PRESSURE SWITCH | 1 | PZ | | | | | | | | | | | | | | | | | | | | | | | | | | | | | | | | | | | | | | | | | | | | | | | | | | | | | | | | | | | | | | | | | | | |





| COMPONENT | | | SPARE PART | | | | | | | | | | | | | | | | | | | | | | | | | | | | | | | | | | | | | | | | | | | | | | |
|-----------|---|--|------------|---|--|------|-------------|--------------------------------|-----|----------|---|---|----|----------|-----------------------|---------------------------------|----|----------|--------------------------|---------------------------|----|----------|--------------------------|-------------------------------|----|----------|-------------------|--------------------|----|----------|---------------------------|---------------|----|----------|---------------------------------|---------------------|----|----------|---------------------------------------|-----------------|----|----------|------------------------------------|---|----|----------|-------------------------------|---|----|
| Code | Description | Image | Code | Description | Components list | | | | | | | | | | | | | | | | | | | | | | | | | | | | | | | | | | | | | | | | | | | | |
| VL1190A | PLUS WASHING SYSTEM INLET DISTRIBUTOR |  | KVL1208A | US PLUS 2 ROTOR ARMS WASHING SYSTEM KIT | <table border="1"> <thead> <tr> <th>Code</th> <th>Description</th> <th>Qty</th> <th>UOM</th> </tr> </thead> <tbody> <tr> <td>VL1102A1</td> <td>DETERGENT LINE FILTER + BARBED VNR 6 MM</td> <td>1</td> <td>PZ</td> </tr> <tr> <td>VL1128A1</td> <td>D6 BARBED CHECK VALVE</td> <td>2</td> <td>PZ</td> </tr> <tr> <td>VL1141A1</td> <td>STRAIGHT CONNECT BB6-BB6</td> <td>1</td> <td>PZ</td> </tr> <tr> <td>VL1165A0</td> <td>BB6-AR6 STRAIGHT FITTING</td> <td>1</td> <td>PZ</td> </tr> <tr> <td>VL1166A0</td> <td>BB6-AR6 L FITTING</td> <td>4</td> <td>PZ</td> </tr> <tr> <td>VL1174C0</td> <td>D1.2 MM CALIBRATED NOZZLE</td> <td>1</td> <td>PZ</td> </tr> <tr> <td>VL1186A0</td> <td>3 WAYS PLUS WASHING DISTRIBUTOR</td> <td>1</td> <td>PZ</td> </tr> <tr> <td>VL1190A0</td> <td>PLUS WASHING SYSTEM INLET DISTRIBUTOR</td> <td>1</td> <td>PZ</td> </tr> <tr> <td>VM1605A0</td> <td>CLIP TWIST LOCK DIAM. 10,2-12,7 MM</td> <td>6</td> <td>PZ</td> </tr> <tr> <td>VM2172A0</td> <td>PUMP-WITH-CIRCUIT LOCKING PIN</td> <td>9</td> <td>PZ</td> </tr> </tbody> </table> | Code | Description | Qty | UOM | VL1102A1 | DETERGENT LINE FILTER + BARBED VNR 6 MM | 1 | PZ | VL1128A1 | D6 BARBED CHECK VALVE | 2 | PZ | VL1141A1 | STRAIGHT CONNECT BB6-BB6 | 1 | PZ | VL1165A0 | BB6-AR6 STRAIGHT FITTING | 1 | PZ | VL1166A0 | BB6-AR6 L FITTING | 4 | PZ | VL1174C0 | D1.2 MM CALIBRATED NOZZLE | 1 | PZ | VL1186A0 | 3 WAYS PLUS WASHING DISTRIBUTOR | 1 | PZ | VL1190A0 | PLUS WASHING SYSTEM INLET DISTRIBUTOR | 1 | PZ | VM1605A0 | CLIP TWIST LOCK DIAM. 10,2-12,7 MM | 6 | PZ | VM2172A0 | PUMP-WITH-CIRCUIT LOCKING PIN | 9 | PZ |
| | | | Code | Description | Qty | UOM | | | | | | | | | | | | | | | | | | | | | | | | | | | | | | | | | | | | | | | | | | | |
| VL1102A1 | DETERGENT LINE FILTER + BARBED VNR 6 MM | 1 | PZ | | | | | | | | | | | | | | | | | | | | | | | | | | | | | | | | | | | | | | | | | | | | | | |
| VL1128A1 | D6 BARBED CHECK VALVE | 2 | PZ | | | | | | | | | | | | | | | | | | | | | | | | | | | | | | | | | | | | | | | | | | | | | | |
| VL1141A1 | STRAIGHT CONNECT BB6-BB6 | 1 | PZ | | | | | | | | | | | | | | | | | | | | | | | | | | | | | | | | | | | | | | | | | | | | | | |
| VL1165A0 | BB6-AR6 STRAIGHT FITTING | 1 | PZ | | | | | | | | | | | | | | | | | | | | | | | | | | | | | | | | | | | | | | | | | | | | | | |
| VL1166A0 | BB6-AR6 L FITTING | 4 | PZ | | | | | | | | | | | | | | | | | | | | | | | | | | | | | | | | | | | | | | | | | | | | | | |
| VL1174C0 | D1.2 MM CALIBRATED NOZZLE | 1 | PZ | | | | | | | | | | | | | | | | | | | | | | | | | | | | | | | | | | | | | | | | | | | | | | |
| VL1186A0 | 3 WAYS PLUS WASHING DISTRIBUTOR | 1 | PZ | | | | | | | | | | | | | | | | | | | | | | | | | | | | | | | | | | | | | | | | | | | | | | |
| VL1190A0 | PLUS WASHING SYSTEM INLET DISTRIBUTOR | 1 | PZ | | | | | | | | | | | | | | | | | | | | | | | | | | | | | | | | | | | | | | | | | | | | | | |
| VM1605A0 | CLIP TWIST LOCK DIAM. 10,2-12,7 MM | 6 | PZ | | | | | | | | | | | | | | | | | | | | | | | | | | | | | | | | | | | | | | | | | | | | | | |
| VM2172A0 | PUMP-WITH-CIRCUIT LOCKING PIN | 9 | PZ | | | | | | | | | | | | | | | | | | | | | | | | | | | | | | | | | | | | | | | | | | | | | | |
| KVL1207A | US PLUS 1 ROTOR ARM WASHING SYSTEM KIT | <table border="1"> <thead> <tr> <th>Code</th> <th>Description</th> <th>Qty</th> <th>UOM</th> </tr> </thead> <tbody> <tr> <td>0H2354A0</td> <td>XEVC-XEVL WASHING CIRCUIT PLAT</td> <td>1</td> <td>PZ</td> </tr> <tr> <td>0H2411A0</td> <td></td> <td>1</td> <td>PZ</td> </tr> <tr> <td>EL1450A0</td> <td>US SELF-CLEANING WATER SOLENOID</td> <td>3</td> <td>PZ</td> </tr> <tr> <td>GN1526A0</td> <td>INT. D.=6.9 TH=1.8 O-RING</td> <td>7</td> <td>PZ</td> </tr> <tr> <td>RC1018A0</td> <td>ZINC PLATED D12 ELASTIC CLAMP</td> <td>3</td> <td>PZ</td> </tr> <tr> <td>RC1019A0</td> <td>D=10 ELASTIC CLAMP</td> <td>14</td> <td>PZ</td> </tr> <tr> <td>RC1130A0</td> <td>130X2,6 CLAMP</td> <td>1</td> <td>PZ</td> </tr> <tr> <td>RC1131A0</td> <td>200X2,6 BLACK CLAMP</td> <td>2</td> <td>PZ</td> </tr> <tr> <td>RC1242A0</td> <td>D=10 CLOSED CAP</td> <td>2</td> <td>PZ</td> </tr> </tbody> </table> | Code | Description | Qty | UOM | 0H2354A0 | XEVC-XEVL WASHING CIRCUIT PLAT | 1 | PZ | 0H2411A0 | | 1 | PZ | EL1450A0 | US SELF-CLEANING WATER SOLENOID | 3 | PZ | GN1526A0 | INT. D.=6.9 TH=1.8 O-RING | 7 | PZ | RC1018A0 | ZINC PLATED D12 ELASTIC CLAMP | 3 | PZ | RC1019A0 | D=10 ELASTIC CLAMP | 14 | PZ | RC1130A0 | 130X2,6 CLAMP | 1 | PZ | RC1131A0 | 200X2,6 BLACK CLAMP | 2 | PZ | RC1242A0 | D=10 CLOSED CAP | 2 | PZ | | | | | | | |
| Code | Description | Qty | UOM | | | | | | | | | | | | | | | | | | | | | | | | | | | | | | | | | | | | | | | | | | | | | | |
| 0H2354A0 | XEVC-XEVL WASHING CIRCUIT PLAT | 1 | PZ | | | | | | | | | | | | | | | | | | | | | | | | | | | | | | | | | | | | | | | | | | | | | | |
| 0H2411A0 | | 1 | PZ | | | | | | | | | | | | | | | | | | | | | | | | | | | | | | | | | | | | | | | | | | | | | | |
| EL1450A0 | US SELF-CLEANING WATER SOLENOID | 3 | PZ | | | | | | | | | | | | | | | | | | | | | | | | | | | | | | | | | | | | | | | | | | | | | | |
| GN1526A0 | INT. D.=6.9 TH=1.8 O-RING | 7 | PZ | | | | | | | | | | | | | | | | | | | | | | | | | | | | | | | | | | | | | | | | | | | | | | |
| RC1018A0 | ZINC PLATED D12 ELASTIC CLAMP | 3 | PZ | | | | | | | | | | | | | | | | | | | | | | | | | | | | | | | | | | | | | | | | | | | | | | |
| RC1019A0 | D=10 ELASTIC CLAMP | 14 | PZ | | | | | | | | | | | | | | | | | | | | | | | | | | | | | | | | | | | | | | | | | | | | | | |
| RC1130A0 | 130X2,6 CLAMP | 1 | PZ | | | | | | | | | | | | | | | | | | | | | | | | | | | | | | | | | | | | | | | | | | | | | | |
| RC1131A0 | 200X2,6 BLACK CLAMP | 2 | PZ | | | | | | | | | | | | | | | | | | | | | | | | | | | | | | | | | | | | | | | | | | | | | | |
| RC1242A0 | D=10 CLOSED CAP | 2 | PZ | | | | | | | | | | | | | | | | | | | | | | | | | | | | | | | | | | | | | | | | | | | | | | |





| COMPONENT | | | SPARE PART | | | | | | | | | | | | | | | | | | | | | | | | | | | | | | | | | | | | | | | | | | | | | | | | | | | | | | | | | | | | | | | | | | | | | | |
|-----------|---|---|------------|--|--|------|-------------|-----|-----|----------|---|---|----|----------|-----------------------------------|-------|---|----------|---|-------|---|----------|--------------------------------|---|----|----------|----------------|---|----|----------|-----------------------------------|---|----|----------|-------------------------------|---|----|----------|---|---|----|----------|-----------------------|---|----|----------|--------------------------|---|----|----------|-------------------|---|----|----------|---------------------------|---|----|----------|---------------------------------|---|----|----------|---------------------------------------|---|----|----------|------------------------------------|---|----|----------|--------------------------------|---|----|
| Code | Description | Image | Code | Description | Components list | | | | | | | | | | | | | | | | | | | | | | | | | | | | | | | | | | | | | | | | | | | | | | | | | | | | | | | | | | | | | | | | | | | | |
| VL1190A | PLUS WASHING SYSTEM INLET DISTRIBUTOR |  | KVL1207A | US PLUS 1 ROTOR ARM WASHING SYSTEM KIT | <table border="1"> <thead> <tr> <th>Code</th> <th>Description</th> <th>Qty</th> <th>UOM</th> </tr> </thead> <tbody> <tr> <td>RC1356A0</td> <td>"STRAIGHT THREADED FEMALE END 8X1/4" BS</td> <td>1</td> <td>PZ</td> </tr> <tr> <td>TB2820A0</td> <td>6X10 EPDM PIPE FOR WASHING SYSTEM</td> <td>1.460</td> <td>M</td> </tr> <tr> <td>TB3132A0</td> <td>WHITE-BLUE EPDM TEXTILE BRAID HOSE 6X12</td> <td>0.770</td> <td>M</td> </tr> <tr> <td>VI1220A1</td> <td>4,2X12 TCB SELF-TAPPIN G SCREW</td> <td>3</td> <td>PZ</td> </tr> <tr> <td>VL1019A0</td> <td>VIBRATION PUMP</td> <td>1</td> <td>PZ</td> </tr> <tr> <td>VL1047A1</td> <td>D6 PIPE HOLDER - D8 J.G. TERMINAL</td> <td>1</td> <td>PZ</td> </tr> <tr> <td>VL1065A1</td> <td>1/4 MALE N.O. PRESSURE SWITCH</td> <td>1</td> <td>PZ</td> </tr> <tr> <td>VL1102A1</td> <td>DETERGENT LINE FILTER + BARBED VNR 6 MM</td> <td>1</td> <td>PZ</td> </tr> <tr> <td>VL1128A1</td> <td>D6 BARBED CHECK VALVE</td> <td>2</td> <td>PZ</td> </tr> <tr> <td>VL1165A0</td> <td>BB6-AR6 STRAIGHT FITTING</td> <td>1</td> <td>PZ</td> </tr> <tr> <td>VL1166A0</td> <td>BB6-AR6 L FITTING</td> <td>3</td> <td>PZ</td> </tr> <tr> <td>VL1174C0</td> <td>D1.2 MM CALIBRATED NOZZLE</td> <td>1</td> <td>PZ</td> </tr> <tr> <td>VL1185A0</td> <td>2 WAYS PLUS WASHING DISTRIBUTOR</td> <td>1</td> <td>PZ</td> </tr> <tr> <td>VL1190A0</td> <td>PLUS WASHING SYSTEM INLET DISTRIBUTOR</td> <td>1</td> <td>PZ</td> </tr> <tr> <td>VM1605A0</td> <td>CLIP TWIST LOCK DIAM. 10,2-12,7 MM</td> <td>6</td> <td>PZ</td> </tr> <tr> <td>VM2172A0</td> <td>PUMP-WITH-CI RCUIT LOCKING PIN</td> <td>6</td> <td>PZ</td> </tr> </tbody> </table> | Code | Description | Qty | UOM | RC1356A0 | "STRAIGHT THREADED FEMALE END 8X1/4" BS | 1 | PZ | TB2820A0 | 6X10 EPDM PIPE FOR WASHING SYSTEM | 1.460 | M | TB3132A0 | WHITE-BLUE EPDM TEXTILE BRAID HOSE 6X12 | 0.770 | M | VI1220A1 | 4,2X12 TCB SELF-TAPPIN G SCREW | 3 | PZ | VL1019A0 | VIBRATION PUMP | 1 | PZ | VL1047A1 | D6 PIPE HOLDER - D8 J.G. TERMINAL | 1 | PZ | VL1065A1 | 1/4 MALE N.O. PRESSURE SWITCH | 1 | PZ | VL1102A1 | DETERGENT LINE FILTER + BARBED VNR 6 MM | 1 | PZ | VL1128A1 | D6 BARBED CHECK VALVE | 2 | PZ | VL1165A0 | BB6-AR6 STRAIGHT FITTING | 1 | PZ | VL1166A0 | BB6-AR6 L FITTING | 3 | PZ | VL1174C0 | D1.2 MM CALIBRATED NOZZLE | 1 | PZ | VL1185A0 | 2 WAYS PLUS WASHING DISTRIBUTOR | 1 | PZ | VL1190A0 | PLUS WASHING SYSTEM INLET DISTRIBUTOR | 1 | PZ | VM1605A0 | CLIP TWIST LOCK DIAM. 10,2-12,7 MM | 6 | PZ | VM2172A0 | PUMP-WITH-CI RCUIT LOCKING PIN | 6 | PZ |
| Code | Description | Qty | UOM | | | | | | | | | | | | | | | | | | | | | | | | | | | | | | | | | | | | | | | | | | | | | | | | | | | | | | | | | | | | | | | | | | | | | | |
| RC1356A0 | "STRAIGHT THREADED FEMALE END 8X1/4" BS | 1 | PZ | | | | | | | | | | | | | | | | | | | | | | | | | | | | | | | | | | | | | | | | | | | | | | | | | | | | | | | | | | | | | | | | | | | | | | |
| TB2820A0 | 6X10 EPDM PIPE FOR WASHING SYSTEM | 1.460 | M | | | | | | | | | | | | | | | | | | | | | | | | | | | | | | | | | | | | | | | | | | | | | | | | | | | | | | | | | | | | | | | | | | | | | | |
| TB3132A0 | WHITE-BLUE EPDM TEXTILE BRAID HOSE 6X12 | 0.770 | M | | | | | | | | | | | | | | | | | | | | | | | | | | | | | | | | | | | | | | | | | | | | | | | | | | | | | | | | | | | | | | | | | | | | | | |
| VI1220A1 | 4,2X12 TCB SELF-TAPPIN G SCREW | 3 | PZ | | | | | | | | | | | | | | | | | | | | | | | | | | | | | | | | | | | | | | | | | | | | | | | | | | | | | | | | | | | | | | | | | | | | | | |
| VL1019A0 | VIBRATION PUMP | 1 | PZ | | | | | | | | | | | | | | | | | | | | | | | | | | | | | | | | | | | | | | | | | | | | | | | | | | | | | | | | | | | | | | | | | | | | | | |
| VL1047A1 | D6 PIPE HOLDER - D8 J.G. TERMINAL | 1 | PZ | | | | | | | | | | | | | | | | | | | | | | | | | | | | | | | | | | | | | | | | | | | | | | | | | | | | | | | | | | | | | | | | | | | | | | |
| VL1065A1 | 1/4 MALE N.O. PRESSURE SWITCH | 1 | PZ | | | | | | | | | | | | | | | | | | | | | | | | | | | | | | | | | | | | | | | | | | | | | | | | | | | | | | | | | | | | | | | | | | | | | | |
| VL1102A1 | DETERGENT LINE FILTER + BARBED VNR 6 MM | 1 | PZ | | | | | | | | | | | | | | | | | | | | | | | | | | | | | | | | | | | | | | | | | | | | | | | | | | | | | | | | | | | | | | | | | | | | | | |
| VL1128A1 | D6 BARBED CHECK VALVE | 2 | PZ | | | | | | | | | | | | | | | | | | | | | | | | | | | | | | | | | | | | | | | | | | | | | | | | | | | | | | | | | | | | | | | | | | | | | | |
| VL1165A0 | BB6-AR6 STRAIGHT FITTING | 1 | PZ | | | | | | | | | | | | | | | | | | | | | | | | | | | | | | | | | | | | | | | | | | | | | | | | | | | | | | | | | | | | | | | | | | | | | | |
| VL1166A0 | BB6-AR6 L FITTING | 3 | PZ | | | | | | | | | | | | | | | | | | | | | | | | | | | | | | | | | | | | | | | | | | | | | | | | | | | | | | | | | | | | | | | | | | | | | | |
| VL1174C0 | D1.2 MM CALIBRATED NOZZLE | 1 | PZ | | | | | | | | | | | | | | | | | | | | | | | | | | | | | | | | | | | | | | | | | | | | | | | | | | | | | | | | | | | | | | | | | | | | | | |
| VL1185A0 | 2 WAYS PLUS WASHING DISTRIBUTOR | 1 | PZ | | | | | | | | | | | | | | | | | | | | | | | | | | | | | | | | | | | | | | | | | | | | | | | | | | | | | | | | | | | | | | | | | | | | | | |
| VL1190A0 | PLUS WASHING SYSTEM INLET DISTRIBUTOR | 1 | PZ | | | | | | | | | | | | | | | | | | | | | | | | | | | | | | | | | | | | | | | | | | | | | | | | | | | | | | | | | | | | | | | | | | | | | | |
| VM1605A0 | CLIP TWIST LOCK DIAM. 10,2-12,7 MM | 6 | PZ | | | | | | | | | | | | | | | | | | | | | | | | | | | | | | | | | | | | | | | | | | | | | | | | | | | | | | | | | | | | | | | | | | | | | | |
| VM2172A0 | PUMP-WITH-CI RCUIT LOCKING PIN | 6 | PZ | | | | | | | | | | | | | | | | | | | | | | | | | | | | | | | | | | | | | | | | | | | | | | | | | | | | | | | | | | | | | | | | | | | | | | |


| COMPONENT | | | SPARE PART | | | | | | | | | | | | | | | | | | | | | | | | | | | | | | | | | | | | | | | | | | | | | | | | | | | | | | | | | | | | | | | | | | | | | | | | | | | | | | | | | | | | | | |
|-----------|---|---|------------|--|--|------|-------------|-----|-----|----------|---------------------------------|---|----|----------|--|---|----|----------|--------------------------------------|---|----|----------|---|---|----|----------|--------------------------------------|---|----|----------|---------------------------------|---|----|----------|-----------------------------|---|----|----------|-------------------------------------|----|----|----------|-----------------------|----|----|----------|--------------|---|----|----------|------------------------|---|----|----------|--------------------|---|----|----------|--------------------------|---|----|----------|--|---|----|----------|--|-------|---|----------|--|-------|---|----------|--------------------------------------|---|----|----------|-------------------|---|----|----------|---|---|----|----------|---|---|----|
| Code | Description | Image | Code | Description | Components list | | | | | | | | | | | | | | | | | | | | | | | | | | | | | | | | | | | | | | | | | | | | | | | | | | | | | | | | | | | | | | | | | | | | | | | | | | | | | | | | | | | | |
| VL1190A | PLUS WASHING SYSTEM INLET DISTRIBUTOR |  | KVL1187A | 3 ROTOR ARMS PLUS EU CLEANING SYSTEM KIT | <table border="1"> <thead> <tr> <th>Code</th> <th>Description</th> <th>Qty</th> <th>UOM</th> </tr> </thead> <tbody> <tr> <td>0H2143A0</td> <td>LAMIERA BLOCCA VNR VL1128</td> <td>3</td> <td>PZ</td> </tr> <tr> <td>0H2168A0</td> <td></td> <td>1</td> <td>PZ</td> </tr> <tr> <td>0H2354A0</td> <td>XEVC-XEVL WASHING CIRCUIT PLAT</td> <td>1</td> <td>PZ</td> </tr> <tr> <td>EL1120A0</td> <td>D8-D6 FEMALE STRAIGHT INTERM. CONNECTION</td> <td>1</td> <td>PZ</td> </tr> <tr> <td>EL1220A0</td> <td>JG STRAIGHT CONNECTION Ø8F-Ø8F</td> <td>2</td> <td>PZ</td> </tr> <tr> <td>EL1440A0</td> <td>WATER SELF CLEANING VALVE</td> <td>4</td> <td>PZ</td> </tr> <tr> <td>GN1526A0</td> <td>INT. D.=6.9 TH=1.8 O-RIN</td> <td>9</td> <td>PZ</td> </tr> <tr> <td>RC1018A0</td> <td>ZINC PLATED D12 ELASTIC CLAMP</td> <td>10</td> <td>PZ</td> </tr> <tr> <td>RC1019A0</td> <td>D=10 ELASTIC CLAMP</td> <td>22</td> <td>PZ</td> </tr> <tr> <td>RC1130A0</td> <td>130X2,6 CLAM</td> <td>4</td> <td>PZ</td> </tr> <tr> <td>RC1131A0</td> <td>200X2.6 BLACK CLAMP</td> <td>3</td> <td>PZ</td> </tr> <tr> <td>RC1242A0</td> <td>D=10 CLOSED CAP</td> <td>2</td> <td>PZ</td> </tr> <tr> <td>RC1310A0</td> <td>140X4 CLAMP WITH CLIP</td> <td>1</td> <td>PZ</td> </tr> <tr> <td>RC1356A0</td> <td>"STRAIGHT THREADED FEMALE END 8X1/4" BS</td> <td>1</td> <td>PZ</td> </tr> <tr> <td>TB2820A0</td> <td>6X10 EPDM PIPE FOR WASHING SYSTEM</td> <td>1.510</td> <td>M</td> </tr> <tr> <td>TB3132A0</td> <td>WHITE-BLUE EPDM TEXTILE BRAID HOSE 6X12</td> <td>1.210</td> <td>M</td> </tr> <tr> <td>VH1220A1</td> <td>4,2X12 TCB SELF-TAPPIN G SCREW</td> <td>3</td> <td>PZ</td> </tr> <tr> <td>VL1019A0</td> <td>VIBRATION PUMP</td> <td>1</td> <td>PZ</td> </tr> <tr> <td>VL1046A1</td> <td>D6 PIPE HOLDER - D6 J.G. TERMINAL</td> <td>3</td> <td>PZ</td> </tr> <tr> <td>VL1047A1</td> <td>D6 PIPE HOLDER - D8 J.G. TERMINAL</td> <td>1</td> <td>PZ</td> </tr> </tbody> </table> | Code | Description | Qty | UOM | 0H2143A0 | LAMIERA BLOCCA VNR VL1128 | 3 | PZ | 0H2168A0 | | 1 | PZ | 0H2354A0 | XEVC-XEVL WASHING CIRCUIT PLAT | 1 | PZ | EL1120A0 | D8-D6 FEMALE STRAIGHT INTERM. CONNECTION | 1 | PZ | EL1220A0 | JG STRAIGHT CONNECTION Ø8F-Ø8F | 2 | PZ | EL1440A0 | WATER SELF CLEANING VALVE | 4 | PZ | GN1526A0 | INT. D.=6.9 TH=1.8 O-RIN | 9 | PZ | RC1018A0 | ZINC PLATED D12 ELASTIC CLAMP | 10 | PZ | RC1019A0 | D=10 ELASTIC CLAMP | 22 | PZ | RC1130A0 | 130X2,6 CLAM | 4 | PZ | RC1131A0 | 200X2.6 BLACK CLAMP | 3 | PZ | RC1242A0 | D=10 CLOSED CAP | 2 | PZ | RC1310A0 | 140X4 CLAMP WITH CLIP | 1 | PZ | RC1356A0 | "STRAIGHT THREADED FEMALE END 8X1/4" BS | 1 | PZ | TB2820A0 | 6X10 EPDM PIPE FOR WASHING SYSTEM | 1.510 | M | TB3132A0 | WHITE-BLUE EPDM TEXTILE BRAID HOSE 6X12 | 1.210 | M | VH1220A1 | 4,2X12 TCB SELF-TAPPIN G SCREW | 3 | PZ | VL1019A0 | VIBRATION PUMP | 1 | PZ | VL1046A1 | D6 PIPE HOLDER - D6 J.G. TERMINAL | 3 | PZ | VL1047A1 | D6 PIPE HOLDER - D8 J.G. TERMINAL | 1 | PZ |
| Code | Description | Qty | UOM | | | | | | | | | | | | | | | | | | | | | | | | | | | | | | | | | | | | | | | | | | | | | | | | | | | | | | | | | | | | | | | | | | | | | | | | | | | | | | | | | | | | | | |
| 0H2143A0 | LAMIERA BLOCCA VNR VL1128 | 3 | PZ | | | | | | | | | | | | | | | | | | | | | | | | | | | | | | | | | | | | | | | | | | | | | | | | | | | | | | | | | | | | | | | | | | | | | | | | | | | | | | | | | | | | | | |
| 0H2168A0 | | 1 | PZ | | | | | | | | | | | | | | | | | | | | | | | | | | | | | | | | | | | | | | | | | | | | | | | | | | | | | | | | | | | | | | | | | | | | | | | | | | | | | | | | | | | | | | |
| 0H2354A0 | XEVC-XEVL WASHING CIRCUIT PLAT | 1 | PZ | | | | | | | | | | | | | | | | | | | | | | | | | | | | | | | | | | | | | | | | | | | | | | | | | | | | | | | | | | | | | | | | | | | | | | | | | | | | | | | | | | | | | | |
| EL1120A0 | D8-D6 FEMALE STRAIGHT INTERM. CONNECTION | 1 | PZ | | | | | | | | | | | | | | | | | | | | | | | | | | | | | | | | | | | | | | | | | | | | | | | | | | | | | | | | | | | | | | | | | | | | | | | | | | | | | | | | | | | | | | |
| EL1220A0 | JG STRAIGHT CONNECTION Ø8F-Ø8F | 2 | PZ | | | | | | | | | | | | | | | | | | | | | | | | | | | | | | | | | | | | | | | | | | | | | | | | | | | | | | | | | | | | | | | | | | | | | | | | | | | | | | | | | | | | | | |
| EL1440A0 | WATER SELF CLEANING VALVE | 4 | PZ | | | | | | | | | | | | | | | | | | | | | | | | | | | | | | | | | | | | | | | | | | | | | | | | | | | | | | | | | | | | | | | | | | | | | | | | | | | | | | | | | | | | | | |
| GN1526A0 | INT. D.=6.9 TH=1.8 O-RIN | 9 | PZ | | | | | | | | | | | | | | | | | | | | | | | | | | | | | | | | | | | | | | | | | | | | | | | | | | | | | | | | | | | | | | | | | | | | | | | | | | | | | | | | | | | | | | |
| RC1018A0 | ZINC PLATED D12 ELASTIC CLAMP | 10 | PZ | | | | | | | | | | | | | | | | | | | | | | | | | | | | | | | | | | | | | | | | | | | | | | | | | | | | | | | | | | | | | | | | | | | | | | | | | | | | | | | | | | | | | | |
| RC1019A0 | D=10 ELASTIC CLAMP | 22 | PZ | | | | | | | | | | | | | | | | | | | | | | | | | | | | | | | | | | | | | | | | | | | | | | | | | | | | | | | | | | | | | | | | | | | | | | | | | | | | | | | | | | | | | | |
| RC1130A0 | 130X2,6 CLAM | 4 | PZ | | | | | | | | | | | | | | | | | | | | | | | | | | | | | | | | | | | | | | | | | | | | | | | | | | | | | | | | | | | | | | | | | | | | | | | | | | | | | | | | | | | | | | |
| RC1131A0 | 200X2.6 BLACK CLAMP | 3 | PZ | | | | | | | | | | | | | | | | | | | | | | | | | | | | | | | | | | | | | | | | | | | | | | | | | | | | | | | | | | | | | | | | | | | | | | | | | | | | | | | | | | | | | | |
| RC1242A0 | D=10 CLOSED CAP | 2 | PZ | | | | | | | | | | | | | | | | | | | | | | | | | | | | | | | | | | | | | | | | | | | | | | | | | | | | | | | | | | | | | | | | | | | | | | | | | | | | | | | | | | | | | | |
| RC1310A0 | 140X4 CLAMP WITH CLIP | 1 | PZ | | | | | | | | | | | | | | | | | | | | | | | | | | | | | | | | | | | | | | | | | | | | | | | | | | | | | | | | | | | | | | | | | | | | | | | | | | | | | | | | | | | | | | |
| RC1356A0 | "STRAIGHT THREADED FEMALE END 8X1/4" BS | 1 | PZ | | | | | | | | | | | | | | | | | | | | | | | | | | | | | | | | | | | | | | | | | | | | | | | | | | | | | | | | | | | | | | | | | | | | | | | | | | | | | | | | | | | | | | |
| TB2820A0 | 6X10 EPDM PIPE FOR WASHING SYSTEM | 1.510 | M | | | | | | | | | | | | | | | | | | | | | | | | | | | | | | | | | | | | | | | | | | | | | | | | | | | | | | | | | | | | | | | | | | | | | | | | | | | | | | | | | | | | | | |
| TB3132A0 | WHITE-BLUE EPDM TEXTILE BRAID HOSE 6X12 | 1.210 | M | | | | | | | | | | | | | | | | | | | | | | | | | | | | | | | | | | | | | | | | | | | | | | | | | | | | | | | | | | | | | | | | | | | | | | | | | | | | | | | | | | | | | | |
| VH1220A1 | 4,2X12 TCB SELF-TAPPIN G SCREW | 3 | PZ | | | | | | | | | | | | | | | | | | | | | | | | | | | | | | | | | | | | | | | | | | | | | | | | | | | | | | | | | | | | | | | | | | | | | | | | | | | | | | | | | | | | | | |
| VL1019A0 | VIBRATION PUMP | 1 | PZ | | | | | | | | | | | | | | | | | | | | | | | | | | | | | | | | | | | | | | | | | | | | | | | | | | | | | | | | | | | | | | | | | | | | | | | | | | | | | | | | | | | | | | |
| VL1046A1 | D6 PIPE HOLDER - D6 J.G. TERMINAL | 3 | PZ | | | | | | | | | | | | | | | | | | | | | | | | | | | | | | | | | | | | | | | | | | | | | | | | | | | | | | | | | | | | | | | | | | | | | | | | | | | | | | | | | | | | | | |
| VL1047A1 | D6 PIPE HOLDER - D8 J.G. TERMINAL | 1 | PZ | | | | | | | | | | | | | | | | | | | | | | | | | | | | | | | | | | | | | | | | | | | | | | | | | | | | | | | | | | | | | | | | | | | | | | | | | | | | | | | | | | | | | | |




| COMPONENT | | | SPARE PART | | | | | | | | | | | | | | | | | | | | | | | | | | | | | | | | | | | | | | | | | | | | | | | | | | | | | | | | | | | | | | | | | | | | | | | | | | | | | | | | | | |
|-----------|--|---|------------|--|---|------|-------------|-----|-----|----------|------------------------------------|---|----|----------|-------------------------------|---|----|----------|-----------------------------------|---|----|----------|--|---|----|----------|---|---|----|----------|-----------------------------|---|----|----------|-----------------------|---|----|----------|-----------------------|---|----|----------|--------------------------|---|----|----------|-------------------|---|----|----------|--|---|----|----------|--|---|----|----------|---------------------------------------|---|----|----------|---------------------------|---|----|----------|---------------------------------|---|----|----------|---------------------------------|---|----|----------|---------------------------------------|---|----|----------|------------------------------------|---|----|----------|--------------------------------|---|----|
| Code | Description | Image | Code | Description | Components list | | | | | | | | | | | | | | | | | | | | | | | | | | | | | | | | | | | | | | | | | | | | | | | | | | | | | | | | | | | | | | | | | | | | | | | | | | | | | | | | |
| VL1190A | PLUS WASHING SYSTEM INLET DISTRIBUTOR |  | KVL1187A | 3 ROTOR ARMS PLUS EU CLEANING SYSTEM KIT | <table border="1"> <thead> <tr> <th>Code</th> <th>Description</th> <th>Qty</th> <th>UOM</th> </tr> </thead> <tbody> <tr> <td>VL1064A0</td> <td>WASHING SYSTEM OUTLETS DISTRIBUTOR</td> <td>1</td> <td>PZ</td> </tr> <tr> <td>VL1065A1</td> <td>1/4 MALE N.O. PRESSURE SWITCH</td> <td>1</td> <td>PZ</td> </tr> <tr> <td>VL1067A0</td> <td>WASHING SYSTEM INLETS DISTRIBUTOR</td> <td>1</td> <td>PZ</td> </tr> <tr> <td>VL1092A0</td> <td>WASHING SYSTEM OUTLET DOUBLE DISTRIBUTOR</td> <td>1</td> <td>PZ</td> </tr> <tr> <td>VL1102A1</td> <td>DETERGENT LINE FILTER + BARBED VNR 6 MM</td> <td>1</td> <td>PZ</td> </tr> <tr> <td>VL1127A1</td> <td>6MM BARBED T-SHAPED FITTING</td> <td>2</td> <td>PZ</td> </tr> <tr> <td>VL1128A0</td> <td>D6 BARBED CHECK VALVE</td> <td>3</td> <td>PZ</td> </tr> <tr> <td>VL1128A1</td> <td>D6 BARBED CHECK VALVE</td> <td>3</td> <td>PZ</td> </tr> <tr> <td>VL1165A0</td> <td>BB6-AR6 STRAIGHT FITTING</td> <td>4</td> <td>PZ</td> </tr> <tr> <td>VL1166A0</td> <td>BB6-AR6 L FITTING</td> <td>4</td> <td>PZ</td> </tr> <tr> <td>VL1167A0</td> <td></td> <td>1</td> <td>PZ</td> </tr> <tr> <td>VL1167A1</td> <td></td> <td>1</td> <td>PZ</td> </tr> <tr> <td>VL1167A2</td> <td>GN21 3 ROTOR ARMS B-B FLOW RESTRICTOR</td> <td>1</td> <td>PZ</td> </tr> <tr> <td>VL1174C0</td> <td>D1.2 MM CALIBRATED NOZZLE</td> <td>1</td> <td>PZ</td> </tr> <tr> <td>VL1185A0</td> <td>2 WAYS PLUS WASHING DISTRIBUTOR</td> <td>1</td> <td>PZ</td> </tr> <tr> <td>VL1186A0</td> <td>3 WAYS PLUS WASHING DISTRIBUTOR</td> <td>1</td> <td>PZ</td> </tr> <tr> <td>VL1190A0</td> <td>PLUS WASHING SYSTEM INLET DISTRIBUTOR</td> <td>1</td> <td>PZ</td> </tr> <tr> <td>VM1605A0</td> <td>CLIP TWIST LOCK DIAM. 10.2-12.7 MM</td> <td>3</td> <td>PZ</td> </tr> <tr> <td>VM2172A0</td> <td>PUMP-WITH-CI RCUIT LOCKING PIN</td> <td>9</td> <td>PZ</td> </tr> </tbody> </table> | Code | Description | Qty | UOM | VL1064A0 | WASHING SYSTEM OUTLETS DISTRIBUTOR | 1 | PZ | VL1065A1 | 1/4 MALE N.O. PRESSURE SWITCH | 1 | PZ | VL1067A0 | WASHING SYSTEM INLETS DISTRIBUTOR | 1 | PZ | VL1092A0 | WASHING SYSTEM OUTLET DOUBLE DISTRIBUTOR | 1 | PZ | VL1102A1 | DETERGENT LINE FILTER + BARBED VNR 6 MM | 1 | PZ | VL1127A1 | 6MM BARBED T-SHAPED FITTING | 2 | PZ | VL1128A0 | D6 BARBED CHECK VALVE | 3 | PZ | VL1128A1 | D6 BARBED CHECK VALVE | 3 | PZ | VL1165A0 | BB6-AR6 STRAIGHT FITTING | 4 | PZ | VL1166A0 | BB6-AR6 L FITTING | 4 | PZ | VL1167A0 | | 1 | PZ | VL1167A1 | | 1 | PZ | VL1167A2 | GN21 3 ROTOR ARMS B-B FLOW RESTRICTOR | 1 | PZ | VL1174C0 | D1.2 MM CALIBRATED NOZZLE | 1 | PZ | VL1185A0 | 2 WAYS PLUS WASHING DISTRIBUTOR | 1 | PZ | VL1186A0 | 3 WAYS PLUS WASHING DISTRIBUTOR | 1 | PZ | VL1190A0 | PLUS WASHING SYSTEM INLET DISTRIBUTOR | 1 | PZ | VM1605A0 | CLIP TWIST LOCK DIAM. 10.2-12.7 MM | 3 | PZ | VM2172A0 | PUMP-WITH-CI RCUIT LOCKING PIN | 9 | PZ |
| Code | Description | Qty | UOM | | | | | | | | | | | | | | | | | | | | | | | | | | | | | | | | | | | | | | | | | | | | | | | | | | | | | | | | | | | | | | | | | | | | | | | | | | | | | | | | | | |
| VL1064A0 | WASHING SYSTEM OUTLETS DISTRIBUTOR | 1 | PZ | | | | | | | | | | | | | | | | | | | | | | | | | | | | | | | | | | | | | | | | | | | | | | | | | | | | | | | | | | | | | | | | | | | | | | | | | | | | | | | | | | |
| VL1065A1 | 1/4 MALE N.O. PRESSURE SWITCH | 1 | PZ | | | | | | | | | | | | | | | | | | | | | | | | | | | | | | | | | | | | | | | | | | | | | | | | | | | | | | | | | | | | | | | | | | | | | | | | | | | | | | | | | | |
| VL1067A0 | WASHING SYSTEM INLETS DISTRIBUTOR | 1 | PZ | | | | | | | | | | | | | | | | | | | | | | | | | | | | | | | | | | | | | | | | | | | | | | | | | | | | | | | | | | | | | | | | | | | | | | | | | | | | | | | | | | |
| VL1092A0 | WASHING SYSTEM OUTLET DOUBLE DISTRIBUTOR | 1 | PZ | | | | | | | | | | | | | | | | | | | | | | | | | | | | | | | | | | | | | | | | | | | | | | | | | | | | | | | | | | | | | | | | | | | | | | | | | | | | | | | | | | |
| VL1102A1 | DETERGENT LINE FILTER + BARBED VNR 6 MM | 1 | PZ | | | | | | | | | | | | | | | | | | | | | | | | | | | | | | | | | | | | | | | | | | | | | | | | | | | | | | | | | | | | | | | | | | | | | | | | | | | | | | | | | | |
| VL1127A1 | 6MM BARBED T-SHAPED FITTING | 2 | PZ | | | | | | | | | | | | | | | | | | | | | | | | | | | | | | | | | | | | | | | | | | | | | | | | | | | | | | | | | | | | | | | | | | | | | | | | | | | | | | | | | | |
| VL1128A0 | D6 BARBED CHECK VALVE | 3 | PZ | | | | | | | | | | | | | | | | | | | | | | | | | | | | | | | | | | | | | | | | | | | | | | | | | | | | | | | | | | | | | | | | | | | | | | | | | | | | | | | | | | |
| VL1128A1 | D6 BARBED CHECK VALVE | 3 | PZ | | | | | | | | | | | | | | | | | | | | | | | | | | | | | | | | | | | | | | | | | | | | | | | | | | | | | | | | | | | | | | | | | | | | | | | | | | | | | | | | | | |
| VL1165A0 | BB6-AR6 STRAIGHT FITTING | 4 | PZ | | | | | | | | | | | | | | | | | | | | | | | | | | | | | | | | | | | | | | | | | | | | | | | | | | | | | | | | | | | | | | | | | | | | | | | | | | | | | | | | | | |
| VL1166A0 | BB6-AR6 L FITTING | 4 | PZ | | | | | | | | | | | | | | | | | | | | | | | | | | | | | | | | | | | | | | | | | | | | | | | | | | | | | | | | | | | | | | | | | | | | | | | | | | | | | | | | | | |
| VL1167A0 | | 1 | PZ | | | | | | | | | | | | | | | | | | | | | | | | | | | | | | | | | | | | | | | | | | | | | | | | | | | | | | | | | | | | | | | | | | | | | | | | | | | | | | | | | | |
| VL1167A1 | | 1 | PZ | | | | | | | | | | | | | | | | | | | | | | | | | | | | | | | | | | | | | | | | | | | | | | | | | | | | | | | | | | | | | | | | | | | | | | | | | | | | | | | | | | |
| VL1167A2 | GN21 3 ROTOR ARMS B-B FLOW RESTRICTOR | 1 | PZ | | | | | | | | | | | | | | | | | | | | | | | | | | | | | | | | | | | | | | | | | | | | | | | | | | | | | | | | | | | | | | | | | | | | | | | | | | | | | | | | | | |
| VL1174C0 | D1.2 MM CALIBRATED NOZZLE | 1 | PZ | | | | | | | | | | | | | | | | | | | | | | | | | | | | | | | | | | | | | | | | | | | | | | | | | | | | | | | | | | | | | | | | | | | | | | | | | | | | | | | | | | |
| VL1185A0 | 2 WAYS PLUS WASHING DISTRIBUTOR | 1 | PZ | | | | | | | | | | | | | | | | | | | | | | | | | | | | | | | | | | | | | | | | | | | | | | | | | | | | | | | | | | | | | | | | | | | | | | | | | | | | | | | | | | |
| VL1186A0 | 3 WAYS PLUS WASHING DISTRIBUTOR | 1 | PZ | | | | | | | | | | | | | | | | | | | | | | | | | | | | | | | | | | | | | | | | | | | | | | | | | | | | | | | | | | | | | | | | | | | | | | | | | | | | | | | | | | |
| VL1190A0 | PLUS WASHING SYSTEM INLET DISTRIBUTOR | 1 | PZ | | | | | | | | | | | | | | | | | | | | | | | | | | | | | | | | | | | | | | | | | | | | | | | | | | | | | | | | | | | | | | | | | | | | | | | | | | | | | | | | | | |
| VM1605A0 | CLIP TWIST LOCK DIAM. 10.2-12.7 MM | 3 | PZ | | | | | | | | | | | | | | | | | | | | | | | | | | | | | | | | | | | | | | | | | | | | | | | | | | | | | | | | | | | | | | | | | | | | | | | | | | | | | | | | | | |
| VM2172A0 | PUMP-WITH-CI RCUIT LOCKING PIN | 9 | PZ | | | | | | | | | | | | | | | | | | | | | | | | | | | | | | | | | | | | | | | | | | | | | | | | | | | | | | | | | | | | | | | | | | | | | | | | | | | | | | | | | | |

| COMPONENT | | | SPARE PART | | | | | | | | | | | | | | | | | | | | | | | | | | | | | | | | | | | | | | | | | | | | | | | | | | | | | | | | | | | | | | | | | | | | | | | | | | | | | | | | | | | |
|-----------|--|---|------------|--|--|--|------|-------------|-----|-----|----------|---------------------------------|---|----|----------|--|---|----|----------|--------------------------------------|---|----|----------|--------------------------------------|---|----|----------|---------------------------------|---|----|----------|-----------------------------|---|----|----------|-------------------------------------|---|----|----------|-----------------------|----|----|----------|--------------|---|----|----------|------------------------|---|----|----------|--------------------|---|----|----------|--|---|----|----------|--|-------|---|----------|--|-------|---|----------|-------------------|---|----|----------|---|---|----|----------|---|---|----|----------|-------------------------------------|---|----|----------|--|---|----|
| Code | Description | Image | Code | Description | Components list | | | | | | | | | | | | | | | | | | | | | | | | | | | | | | | | | | | | | | | | | | | | | | | | | | | | | | | | | | | | | | | | | | | | | | | | | | | | | | | | | |
| VL1190A | PLUS WASHING SYSTEM INLET DISTRIBUTOR |  | KVL1184A | 2 ROTOR ARMS PLUS EU CLEANING SYSTEM KIT | <table border="1"> <thead> <tr> <th>Code</th> <th>Description</th> <th>Qty</th> <th>UOM</th> </tr> </thead> <tbody> <tr> <td>0H2143A0</td> <td>LAMIERA BLOCCA VNR VL1128</td> <td>2</td> <td>PZ</td> </tr> <tr> <td>0H2168A0</td> <td></td> <td>1</td> <td>PZ</td> </tr> <tr> <td>0H2354A0</td> <td>XEVC-XEVL WASHING CIRCUIT PLAT</td> <td>1</td> <td>PZ</td> </tr> <tr> <td>EL1220A0</td> <td>JG STRAIGHT CONNECTION Ø8F-Ø8F</td> <td>3</td> <td>PZ</td> </tr> <tr> <td>EL1440A0</td> <td>WATER SELF CLEANING VALVE</td> <td>4</td> <td>PZ</td> </tr> <tr> <td>GN1526A0</td> <td>INT. D.=6.9 TH=1.8 O-RIN</td> <td>9</td> <td>PZ</td> </tr> <tr> <td>RC1018A0</td> <td>ZINC PLATED D12 ELASTIC CLAMP</td> <td>2</td> <td>PZ</td> </tr> <tr> <td>RC1019A0</td> <td>D=10 ELASTIC CLAMP</td> <td>21</td> <td>PZ</td> </tr> <tr> <td>RC1130A0</td> <td>130X2,6 CLAM</td> <td>7</td> <td>PZ</td> </tr> <tr> <td>RC1131A0</td> <td>200X2.6 BLACK CLAMP</td> <td>3</td> <td>PZ</td> </tr> <tr> <td>RC1242A0</td> <td>D=10 CLOSED CAP</td> <td>2</td> <td>PZ</td> </tr> <tr> <td>RC1356A0</td> <td>"STRAIGHT THREADED FEMALE END 8X1/4" BS</td> <td>1</td> <td>PZ</td> </tr> <tr> <td>TB2820A0</td> <td>6X10 EPDM PIPE FOR WASHING SYSTEM</td> <td>2.400</td> <td>M</td> </tr> <tr> <td>TB3132A0</td> <td>WHITE-BLUE EPDM TEXTILE BRAID HOSE 6X12</td> <td>1.220</td> <td>M</td> </tr> <tr> <td>VL1019A0</td> <td>VIBRATION PUMP</td> <td>1</td> <td>PZ</td> </tr> <tr> <td>VL1046A1</td> <td>D6 PIPE HOLDER - D6 J.G. TERMINAL</td> <td>3</td> <td>PZ</td> </tr> <tr> <td>VL1047A1</td> <td>D6 PIPE HOLDER - D8 J.G. TERMINAL</td> <td>1</td> <td>PZ</td> </tr> <tr> <td>VL1065A1</td> <td>1/4 MALE N.O. PRESSURE SWITCH</td> <td>1</td> <td>PZ</td> </tr> <tr> <td>VL1067A0</td> <td>WASHING SYSTEM INLETS DISTRIBUTOR</td> <td>1</td> <td>PZ</td> </tr> </tbody> </table> | | Code | Description | Qty | UOM | 0H2143A0 | LAMIERA BLOCCA VNR VL1128 | 2 | PZ | 0H2168A0 | | 1 | PZ | 0H2354A0 | XEVC-XEVL WASHING CIRCUIT PLAT | 1 | PZ | EL1220A0 | JG STRAIGHT CONNECTION Ø8F-Ø8F | 3 | PZ | EL1440A0 | WATER SELF CLEANING VALVE | 4 | PZ | GN1526A0 | INT. D.=6.9 TH=1.8 O-RIN | 9 | PZ | RC1018A0 | ZINC PLATED D12 ELASTIC CLAMP | 2 | PZ | RC1019A0 | D=10 ELASTIC CLAMP | 21 | PZ | RC1130A0 | 130X2,6 CLAM | 7 | PZ | RC1131A0 | 200X2.6 BLACK CLAMP | 3 | PZ | RC1242A0 | D=10 CLOSED CAP | 2 | PZ | RC1356A0 | "STRAIGHT THREADED FEMALE END 8X1/4" BS | 1 | PZ | TB2820A0 | 6X10 EPDM PIPE FOR WASHING SYSTEM | 2.400 | M | TB3132A0 | WHITE-BLUE EPDM TEXTILE BRAID HOSE 6X12 | 1.220 | M | VL1019A0 | VIBRATION PUMP | 1 | PZ | VL1046A1 | D6 PIPE HOLDER - D6 J.G. TERMINAL | 3 | PZ | VL1047A1 | D6 PIPE HOLDER - D8 J.G. TERMINAL | 1 | PZ | VL1065A1 | 1/4 MALE N.O. PRESSURE SWITCH | 1 | PZ | VL1067A0 | WASHING SYSTEM INLETS DISTRIBUTOR | 1 | PZ |
| Code | Description | Qty | UOM | | | | | | | | | | | | | | | | | | | | | | | | | | | | | | | | | | | | | | | | | | | | | | | | | | | | | | | | | | | | | | | | | | | | | | | | | | | | | | | | | | | |
| 0H2143A0 | LAMIERA BLOCCA VNR VL1128 | 2 | PZ | | | | | | | | | | | | | | | | | | | | | | | | | | | | | | | | | | | | | | | | | | | | | | | | | | | | | | | | | | | | | | | | | | | | | | | | | | | | | | | | | | | |
| 0H2168A0 | | 1 | PZ | | | | | | | | | | | | | | | | | | | | | | | | | | | | | | | | | | | | | | | | | | | | | | | | | | | | | | | | | | | | | | | | | | | | | | | | | | | | | | | | | | | |
| 0H2354A0 | XEVC-XEVL WASHING CIRCUIT PLAT | 1 | PZ | | | | | | | | | | | | | | | | | | | | | | | | | | | | | | | | | | | | | | | | | | | | | | | | | | | | | | | | | | | | | | | | | | | | | | | | | | | | | | | | | | | |
| EL1220A0 | JG STRAIGHT CONNECTION Ø8F-Ø8F | 3 | PZ | | | | | | | | | | | | | | | | | | | | | | | | | | | | | | | | | | | | | | | | | | | | | | | | | | | | | | | | | | | | | | | | | | | | | | | | | | | | | | | | | | | |
| EL1440A0 | WATER SELF CLEANING VALVE | 4 | PZ | | | | | | | | | | | | | | | | | | | | | | | | | | | | | | | | | | | | | | | | | | | | | | | | | | | | | | | | | | | | | | | | | | | | | | | | | | | | | | | | | | | |
| GN1526A0 | INT. D.=6.9 TH=1.8 O-RIN | 9 | PZ | | | | | | | | | | | | | | | | | | | | | | | | | | | | | | | | | | | | | | | | | | | | | | | | | | | | | | | | | | | | | | | | | | | | | | | | | | | | | | | | | | | |
| RC1018A0 | ZINC PLATED D12 ELASTIC CLAMP | 2 | PZ | | | | | | | | | | | | | | | | | | | | | | | | | | | | | | | | | | | | | | | | | | | | | | | | | | | | | | | | | | | | | | | | | | | | | | | | | | | | | | | | | | | |
| RC1019A0 | D=10 ELASTIC CLAMP | 21 | PZ | | | | | | | | | | | | | | | | | | | | | | | | | | | | | | | | | | | | | | | | | | | | | | | | | | | | | | | | | | | | | | | | | | | | | | | | | | | | | | | | | | | |
| RC1130A0 | 130X2,6 CLAM | 7 | PZ | | | | | | | | | | | | | | | | | | | | | | | | | | | | | | | | | | | | | | | | | | | | | | | | | | | | | | | | | | | | | | | | | | | | | | | | | | | | | | | | | | | |
| RC1131A0 | 200X2.6 BLACK CLAMP | 3 | PZ | | | | | | | | | | | | | | | | | | | | | | | | | | | | | | | | | | | | | | | | | | | | | | | | | | | | | | | | | | | | | | | | | | | | | | | | | | | | | | | | | | | |
| RC1242A0 | D=10 CLOSED CAP | 2 | PZ | | | | | | | | | | | | | | | | | | | | | | | | | | | | | | | | | | | | | | | | | | | | | | | | | | | | | | | | | | | | | | | | | | | | | | | | | | | | | | | | | | | |
| RC1356A0 | "STRAIGHT THREADED FEMALE END 8X1/4" BS | 1 | PZ | | | | | | | | | | | | | | | | | | | | | | | | | | | | | | | | | | | | | | | | | | | | | | | | | | | | | | | | | | | | | | | | | | | | | | | | | | | | | | | | | | | |
| TB2820A0 | 6X10 EPDM PIPE FOR WASHING SYSTEM | 2.400 | M | | | | | | | | | | | | | | | | | | | | | | | | | | | | | | | | | | | | | | | | | | | | | | | | | | | | | | | | | | | | | | | | | | | | | | | | | | | | | | | | | | | |
| TB3132A0 | WHITE-BLUE EPDM TEXTILE BRAID HOSE 6X12 | 1.220 | M | | | | | | | | | | | | | | | | | | | | | | | | | | | | | | | | | | | | | | | | | | | | | | | | | | | | | | | | | | | | | | | | | | | | | | | | | | | | | | | | | | | |
| VL1019A0 | VIBRATION PUMP | 1 | PZ | | | | | | | | | | | | | | | | | | | | | | | | | | | | | | | | | | | | | | | | | | | | | | | | | | | | | | | | | | | | | | | | | | | | | | | | | | | | | | | | | | | |
| VL1046A1 | D6 PIPE HOLDER - D6 J.G. TERMINAL | 3 | PZ | | | | | | | | | | | | | | | | | | | | | | | | | | | | | | | | | | | | | | | | | | | | | | | | | | | | | | | | | | | | | | | | | | | | | | | | | | | | | | | | | | | |
| VL1047A1 | D6 PIPE HOLDER - D8 J.G. TERMINAL | 1 | PZ | | | | | | | | | | | | | | | | | | | | | | | | | | | | | | | | | | | | | | | | | | | | | | | | | | | | | | | | | | | | | | | | | | | | | | | | | | | | | | | | | | | |
| VL1065A1 | 1/4 MALE N.O. PRESSURE SWITCH | 1 | PZ | | | | | | | | | | | | | | | | | | | | | | | | | | | | | | | | | | | | | | | | | | | | | | | | | | | | | | | | | | | | | | | | | | | | | | | | | | | | | | | | | | | |
| VL1067A0 | WASHING SYSTEM INLETS DISTRIBUTOR | 1 | PZ | | | | | | | | | | | | | | | | | | | | | | | | | | | | | | | | | | | | | | | | | | | | | | | | | | | | | | | | | | | | | | | | | | | | | | | | | | | | | | | | | | | |


| COMPONENT | | | SPARE PART | | | | | | | | | | | | | | | | | | | | | | | | | | | | | | | | | | | | | | | | | | | | | | | | | | | | | | | | | | | | | | | | | | | | | | | | | | | | | | | | | | | | | |
|-----------|--|---|------------|--|--|------|-------------|-----|-----|----------|--|---|----|----------|---|---|----|----------|-----------------------|---|----|----------|-----------------------|---|----|----------|--------------------------|---|----|----------|--------------------------|---|----|----------|-------------------|---|----|----------|---------------------------|---|----|----------|---------------------------------|---|----|----------|---------------------------------------|---|----|----------|------------------------------------|---|----|----------|--------------------------------|---|----|----------|--------------------------------------|--|------|-------------|-----|-----|----------|---------------------------|---|----|----------|--|---|----|----------|--------------------------------|---|----|----------|---------------------------|---|----|----------|--------------------------|---|----|----------|-------------------------------|---|----|
| Code | Description | Image | Code | Description | Components list | | | | | | | | | | | | | | | | | | | | | | | | | | | | | | | | | | | | | | | | | | | | | | | | | | | | | | | | | | | | | | | | | | | | | | | | | | | | | | | | | | | |
| VL1190A | PLUS WASHING SYSTEM INLET DISTRIBUTOR |  | KVL1184A | 2 ROTOR ARMS PLUS EU CLEANING SYSTEM KIT | <table border="1"> <thead> <tr> <th>Code</th> <th>Description</th> <th>Qty</th> <th>UOM</th> </tr> </thead> <tbody> <tr> <td>VL1092A0</td> <td>WASHING SYSTEM OUTLET DOUBLE DISTRIBUTOR</td> <td>1</td> <td>PZ</td> </tr> <tr> <td>VL1102A1</td> <td>DETERGENT LINE FILTER + BARBED VNR 6 MM</td> <td>1</td> <td>PZ</td> </tr> <tr> <td>VL1128A0</td> <td>D6 BARBED CHECK VALVE</td> <td>2</td> <td>PZ</td> </tr> <tr> <td>VL1128A1</td> <td>D6 BARBED CHECK VALVE</td> <td>2</td> <td>PZ</td> </tr> <tr> <td>VL1141A1</td> <td>STRAIGHT CONNECT BB6-BB6</td> <td>1</td> <td>PZ</td> </tr> <tr> <td>VL1165A0</td> <td>BB6-AR6 STRAIGHT FITTING</td> <td>4</td> <td>PZ</td> </tr> <tr> <td>VL1166A0</td> <td>BB6-AR6 L FITTING</td> <td>4</td> <td>PZ</td> </tr> <tr> <td>VL1174C0</td> <td>D1.2 MM CALIBRATED NOZZLE</td> <td>1</td> <td>PZ</td> </tr> <tr> <td>VL1186A0</td> <td>3 WAYS PLUS WASHING DISTRIBUTOR</td> <td>1</td> <td>PZ</td> </tr> <tr> <td>VL1190A0</td> <td>PLUS WASHING SYSTEM INLET DISTRIBUTOR</td> <td>1</td> <td>PZ</td> </tr> <tr> <td>VM1605A0</td> <td>CLIP TWIST LOCK DIAM. 10,2-12,7 MM</td> <td>4</td> <td>PZ</td> </tr> <tr> <td>VM2172A0</td> <td>PUMP-WITH-CI RCUIT LOCKING PIN</td> <td>9</td> <td>PZ</td> </tr> </tbody> </table> | Code | Description | Qty | UOM | VL1092A0 | WASHING SYSTEM OUTLET DOUBLE DISTRIBUTOR | 1 | PZ | VL1102A1 | DETERGENT LINE FILTER + BARBED VNR 6 MM | 1 | PZ | VL1128A0 | D6 BARBED CHECK VALVE | 2 | PZ | VL1128A1 | D6 BARBED CHECK VALVE | 2 | PZ | VL1141A1 | STRAIGHT CONNECT BB6-BB6 | 1 | PZ | VL1165A0 | BB6-AR6 STRAIGHT FITTING | 4 | PZ | VL1166A0 | BB6-AR6 L FITTING | 4 | PZ | VL1174C0 | D1.2 MM CALIBRATED NOZZLE | 1 | PZ | VL1186A0 | 3 WAYS PLUS WASHING DISTRIBUTOR | 1 | PZ | VL1190A0 | PLUS WASHING SYSTEM INLET DISTRIBUTOR | 1 | PZ | VM1605A0 | CLIP TWIST LOCK DIAM. 10,2-12,7 MM | 4 | PZ | VM2172A0 | PUMP-WITH-CI RCUIT LOCKING PIN | 9 | PZ | KVL1183A | 1 ROTOR ARM PLUS CLEANING SYSTEM KIT | <table border="1"> <thead> <tr> <th>Code</th> <th>Description</th> <th>Qty</th> <th>UOM</th> </tr> </thead> <tbody> <tr> <td>0H2143A0</td> <td>LAMIERA BLOCCA VNR VL1128</td> <td>2</td> <td>PZ</td> </tr> <tr> <td>0H2168A1</td> <td></td> <td>1</td> <td>PZ</td> </tr> <tr> <td>0H2354A0</td> <td>XEVC-XEVL WASHING CIRCUIT PLAT</td> <td>1</td> <td>PZ</td> </tr> <tr> <td>EL1440A0</td> <td>WATER SELF CLEANING VALVE</td> <td>3</td> <td>PZ</td> </tr> <tr> <td>GN1526A0</td> <td>INT. D.=6.9 TH=1.8 O-RIN</td> <td>7</td> <td>PZ</td> </tr> <tr> <td>RC1018A0</td> <td>ZINC PLATED D12 ELASTIC CLAMP</td> <td>2</td> <td>PZ</td> </tr> </tbody> </table> | Code | Description | Qty | UOM | 0H2143A0 | LAMIERA BLOCCA VNR VL1128 | 2 | PZ | 0H2168A1 | | 1 | PZ | 0H2354A0 | XEVC-XEVL WASHING CIRCUIT PLAT | 1 | PZ | EL1440A0 | WATER SELF CLEANING VALVE | 3 | PZ | GN1526A0 | INT. D.=6.9 TH=1.8 O-RIN | 7 | PZ | RC1018A0 | ZINC PLATED D12 ELASTIC CLAMP | 2 | PZ |
| | | | Code | Description | Qty | UOM | | | | | | | | | | | | | | | | | | | | | | | | | | | | | | | | | | | | | | | | | | | | | | | | | | | | | | | | | | | | | | | | | | | | | | | | | | | | | | | | | | |
| VL1092A0 | WASHING SYSTEM OUTLET DOUBLE DISTRIBUTOR | 1 | PZ | | | | | | | | | | | | | | | | | | | | | | | | | | | | | | | | | | | | | | | | | | | | | | | | | | | | | | | | | | | | | | | | | | | | | | | | | | | | | | | | | | | | | |
| VL1102A1 | DETERGENT LINE FILTER + BARBED VNR 6 MM | 1 | PZ | | | | | | | | | | | | | | | | | | | | | | | | | | | | | | | | | | | | | | | | | | | | | | | | | | | | | | | | | | | | | | | | | | | | | | | | | | | | | | | | | | | | | |
| VL1128A0 | D6 BARBED CHECK VALVE | 2 | PZ | | | | | | | | | | | | | | | | | | | | | | | | | | | | | | | | | | | | | | | | | | | | | | | | | | | | | | | | | | | | | | | | | | | | | | | | | | | | | | | | | | | | | |
| VL1128A1 | D6 BARBED CHECK VALVE | 2 | PZ | | | | | | | | | | | | | | | | | | | | | | | | | | | | | | | | | | | | | | | | | | | | | | | | | | | | | | | | | | | | | | | | | | | | | | | | | | | | | | | | | | | | | |
| VL1141A1 | STRAIGHT CONNECT BB6-BB6 | 1 | PZ | | | | | | | | | | | | | | | | | | | | | | | | | | | | | | | | | | | | | | | | | | | | | | | | | | | | | | | | | | | | | | | | | | | | | | | | | | | | | | | | | | | | | |
| VL1165A0 | BB6-AR6 STRAIGHT FITTING | 4 | PZ | | | | | | | | | | | | | | | | | | | | | | | | | | | | | | | | | | | | | | | | | | | | | | | | | | | | | | | | | | | | | | | | | | | | | | | | | | | | | | | | | | | | | |
| VL1166A0 | BB6-AR6 L FITTING | 4 | PZ | | | | | | | | | | | | | | | | | | | | | | | | | | | | | | | | | | | | | | | | | | | | | | | | | | | | | | | | | | | | | | | | | | | | | | | | | | | | | | | | | | | | | |
| VL1174C0 | D1.2 MM CALIBRATED NOZZLE | 1 | PZ | | | | | | | | | | | | | | | | | | | | | | | | | | | | | | | | | | | | | | | | | | | | | | | | | | | | | | | | | | | | | | | | | | | | | | | | | | | | | | | | | | | | | |
| VL1186A0 | 3 WAYS PLUS WASHING DISTRIBUTOR | 1 | PZ | | | | | | | | | | | | | | | | | | | | | | | | | | | | | | | | | | | | | | | | | | | | | | | | | | | | | | | | | | | | | | | | | | | | | | | | | | | | | | | | | | | | | |
| VL1190A0 | PLUS WASHING SYSTEM INLET DISTRIBUTOR | 1 | PZ | | | | | | | | | | | | | | | | | | | | | | | | | | | | | | | | | | | | | | | | | | | | | | | | | | | | | | | | | | | | | | | | | | | | | | | | | | | | | | | | | | | | | |
| VM1605A0 | CLIP TWIST LOCK DIAM. 10,2-12,7 MM | 4 | PZ | | | | | | | | | | | | | | | | | | | | | | | | | | | | | | | | | | | | | | | | | | | | | | | | | | | | | | | | | | | | | | | | | | | | | | | | | | | | | | | | | | | | | |
| VM2172A0 | PUMP-WITH-CI RCUIT LOCKING PIN | 9 | PZ | | | | | | | | | | | | | | | | | | | | | | | | | | | | | | | | | | | | | | | | | | | | | | | | | | | | | | | | | | | | | | | | | | | | | | | | | | | | | | | | | | | | | |
| Code | Description | Qty | UOM | | | | | | | | | | | | | | | | | | | | | | | | | | | | | | | | | | | | | | | | | | | | | | | | | | | | | | | | | | | | | | | | | | | | | | | | | | | | | | | | | | | | | |
| 0H2143A0 | LAMIERA BLOCCA VNR VL1128 | 2 | PZ | | | | | | | | | | | | | | | | | | | | | | | | | | | | | | | | | | | | | | | | | | | | | | | | | | | | | | | | | | | | | | | | | | | | | | | | | | | | | | | | | | | | | |
| 0H2168A1 | | 1 | PZ | | | | | | | | | | | | | | | | | | | | | | | | | | | | | | | | | | | | | | | | | | | | | | | | | | | | | | | | | | | | | | | | | | | | | | | | | | | | | | | | | | | | | |
| 0H2354A0 | XEVC-XEVL WASHING CIRCUIT PLAT | 1 | PZ | | | | | | | | | | | | | | | | | | | | | | | | | | | | | | | | | | | | | | | | | | | | | | | | | | | | | | | | | | | | | | | | | | | | | | | | | | | | | | | | | | | | | |
| EL1440A0 | WATER SELF CLEANING VALVE | 3 | PZ | | | | | | | | | | | | | | | | | | | | | | | | | | | | | | | | | | | | | | | | | | | | | | | | | | | | | | | | | | | | | | | | | | | | | | | | | | | | | | | | | | | | | |
| GN1526A0 | INT. D.=6.9 TH=1.8 O-RIN | 7 | PZ | | | | | | | | | | | | | | | | | | | | | | | | | | | | | | | | | | | | | | | | | | | | | | | | | | | | | | | | | | | | | | | | | | | | | | | | | | | | | | | | | | | | | |
| RC1018A0 | ZINC PLATED D12 ELASTIC CLAMP | 2 | PZ | | | | | | | | | | | | | | | | | | | | | | | | | | | | | | | | | | | | | | | | | | | | | | | | | | | | | | | | | | | | | | | | | | | | | | | | | | | | | | | | | | | | | |

| COMPONENT | | | SPARE PART | | | | | | | | | | | | | | | | | | | | | | | | | | | | | | | | | | | | | | | | | | | | | | | | | | | | | | | | | | | | | | | | | | | | | | | | | | | | | | | | | | |
|-----------|---|---|------------|--------------------------------------|---|------|-------------|-----|-----|----------|--------------------|----|----|----------|--------------|---|----|----------|---------------------|---|----|----------|-----------------|---|----|----------|---|---|----|----------|-----------------------------------|-------|---|----------|---|-------|---|----------|-------------------------------|---|----|----------|----------------|---|----|----------|-----------------------------------|---|----|----------|-------------------------------|---|----|----------|---|---|----|----------|-----------------------|---|----|----------|-----------------------|---|----|----------|--------------------------|---|----|----------|-------------------|---|----|----------|---------------------------|---|----|----------|---------------------------------|---|----|----------|---------------------------------------|---|----|
| Code | Description | Image | Code | Description | Components list | | | | | | | | | | | | | | | | | | | | | | | | | | | | | | | | | | | | | | | | | | | | | | | | | | | | | | | | | | | | | | | | | | | | | | | | | | | | | | | | |
| VL1190A | PLUS WASHING SYSTEM INLET DISTRIBUTOR |  | KVL1183A | 1 ROTOR ARM PLUS CLEANING SYSTEM KIT | <table border="1"> <thead> <tr> <th>Code</th> <th>Description</th> <th>Qty</th> <th>UOM</th> </tr> </thead> <tbody> <tr> <td>RC1019A0</td> <td>D=10 ELASTIC CLAMP</td> <td>14</td> <td>PZ</td> </tr> <tr> <td>RC1130A0</td> <td>130X2,6 CLAM</td> <td>5</td> <td>PZ</td> </tr> <tr> <td>RC1131A0</td> <td>200X2.6 BLACK CLAMP</td> <td>2</td> <td>PZ</td> </tr> <tr> <td>RC1242A0</td> <td>D=10 CLOSED CAP</td> <td>2</td> <td>PZ</td> </tr> <tr> <td>RC1356A0</td> <td>"STRAIGHT THREADED FEMALE END 8X1/4" BS</td> <td>1</td> <td>PZ</td> </tr> <tr> <td>TB2820A0</td> <td>6X10 EPDM PIPE FOR WASHING SYSTEM</td> <td>1.410</td> <td>M</td> </tr> <tr> <td>TB3132A0</td> <td>WHITE-BLUE EPDM TEXTILE BRAID HOSE 6X12</td> <td>0.770</td> <td>M</td> </tr> <tr> <td>VI1220A1</td> <td>4,2X12 TCB SELF-TAPPING SCREW</td> <td>3</td> <td>PZ</td> </tr> <tr> <td>VL1019A0</td> <td>VIBRATION PUMP</td> <td>1</td> <td>PZ</td> </tr> <tr> <td>VL1047A1</td> <td>D6 PIPE HOLDER - D8 J.G. TERMINAL</td> <td>1</td> <td>PZ</td> </tr> <tr> <td>VL1065A1</td> <td>1/4 MALE N.O. PRESSURE SWITCH</td> <td>1</td> <td>PZ</td> </tr> <tr> <td>VL1102A1</td> <td>DETERGENT LINE FILTER + BARBED VNR 6 MM</td> <td>1</td> <td>PZ</td> </tr> <tr> <td>VL1128A0</td> <td>D6 BARBED CHECK VALVE</td> <td>2</td> <td>PZ</td> </tr> <tr> <td>VL1128A1</td> <td>D6 BARBED CHECK VALVE</td> <td>2</td> <td>PZ</td> </tr> <tr> <td>VL1165A0</td> <td>BB6-AR6 STRAIGHT FITTING</td> <td>1</td> <td>PZ</td> </tr> <tr> <td>VL1166A0</td> <td>BB6-AR6 L FITTING</td> <td>3</td> <td>PZ</td> </tr> <tr> <td>VL1174C0</td> <td>D1.2 MM CALIBRATED NOZZLE</td> <td>1</td> <td>PZ</td> </tr> <tr> <td>VL1185A0</td> <td>2 WAYS PLUS WASHING DISTRIBUTOR</td> <td>1</td> <td>PZ</td> </tr> <tr> <td>VL1190A0</td> <td>PLUS WASHING SYSTEM INLET DISTRIBUTOR</td> <td>1</td> <td>PZ</td> </tr> </tbody> </table> | Code | Description | Qty | UOM | RC1019A0 | D=10 ELASTIC CLAMP | 14 | PZ | RC1130A0 | 130X2,6 CLAM | 5 | PZ | RC1131A0 | 200X2.6 BLACK CLAMP | 2 | PZ | RC1242A0 | D=10 CLOSED CAP | 2 | PZ | RC1356A0 | "STRAIGHT THREADED FEMALE END 8X1/4" BS | 1 | PZ | TB2820A0 | 6X10 EPDM PIPE FOR WASHING SYSTEM | 1.410 | M | TB3132A0 | WHITE-BLUE EPDM TEXTILE BRAID HOSE 6X12 | 0.770 | M | VI1220A1 | 4,2X12 TCB SELF-TAPPING SCREW | 3 | PZ | VL1019A0 | VIBRATION PUMP | 1 | PZ | VL1047A1 | D6 PIPE HOLDER - D8 J.G. TERMINAL | 1 | PZ | VL1065A1 | 1/4 MALE N.O. PRESSURE SWITCH | 1 | PZ | VL1102A1 | DETERGENT LINE FILTER + BARBED VNR 6 MM | 1 | PZ | VL1128A0 | D6 BARBED CHECK VALVE | 2 | PZ | VL1128A1 | D6 BARBED CHECK VALVE | 2 | PZ | VL1165A0 | BB6-AR6 STRAIGHT FITTING | 1 | PZ | VL1166A0 | BB6-AR6 L FITTING | 3 | PZ | VL1174C0 | D1.2 MM CALIBRATED NOZZLE | 1 | PZ | VL1185A0 | 2 WAYS PLUS WASHING DISTRIBUTOR | 1 | PZ | VL1190A0 | PLUS WASHING SYSTEM INLET DISTRIBUTOR | 1 | PZ |
| Code | Description | Qty | UOM | | | | | | | | | | | | | | | | | | | | | | | | | | | | | | | | | | | | | | | | | | | | | | | | | | | | | | | | | | | | | | | | | | | | | | | | | | | | | | | | | | |
| RC1019A0 | D=10 ELASTIC CLAMP | 14 | PZ | | | | | | | | | | | | | | | | | | | | | | | | | | | | | | | | | | | | | | | | | | | | | | | | | | | | | | | | | | | | | | | | | | | | | | | | | | | | | | | | | | |
| RC1130A0 | 130X2,6 CLAM | 5 | PZ | | | | | | | | | | | | | | | | | | | | | | | | | | | | | | | | | | | | | | | | | | | | | | | | | | | | | | | | | | | | | | | | | | | | | | | | | | | | | | | | | | |
| RC1131A0 | 200X2.6 BLACK CLAMP | 2 | PZ | | | | | | | | | | | | | | | | | | | | | | | | | | | | | | | | | | | | | | | | | | | | | | | | | | | | | | | | | | | | | | | | | | | | | | | | | | | | | | | | | | |
| RC1242A0 | D=10 CLOSED CAP | 2 | PZ | | | | | | | | | | | | | | | | | | | | | | | | | | | | | | | | | | | | | | | | | | | | | | | | | | | | | | | | | | | | | | | | | | | | | | | | | | | | | | | | | | |
| RC1356A0 | "STRAIGHT THREADED FEMALE END 8X1/4" BS | 1 | PZ | | | | | | | | | | | | | | | | | | | | | | | | | | | | | | | | | | | | | | | | | | | | | | | | | | | | | | | | | | | | | | | | | | | | | | | | | | | | | | | | | | |
| TB2820A0 | 6X10 EPDM PIPE FOR WASHING SYSTEM | 1.410 | M | | | | | | | | | | | | | | | | | | | | | | | | | | | | | | | | | | | | | | | | | | | | | | | | | | | | | | | | | | | | | | | | | | | | | | | | | | | | | | | | | | |
| TB3132A0 | WHITE-BLUE EPDM TEXTILE BRAID HOSE 6X12 | 0.770 | M | | | | | | | | | | | | | | | | | | | | | | | | | | | | | | | | | | | | | | | | | | | | | | | | | | | | | | | | | | | | | | | | | | | | | | | | | | | | | | | | | | |
| VI1220A1 | 4,2X12 TCB SELF-TAPPING SCREW | 3 | PZ | | | | | | | | | | | | | | | | | | | | | | | | | | | | | | | | | | | | | | | | | | | | | | | | | | | | | | | | | | | | | | | | | | | | | | | | | | | | | | | | | | |
| VL1019A0 | VIBRATION PUMP | 1 | PZ | | | | | | | | | | | | | | | | | | | | | | | | | | | | | | | | | | | | | | | | | | | | | | | | | | | | | | | | | | | | | | | | | | | | | | | | | | | | | | | | | | |
| VL1047A1 | D6 PIPE HOLDER - D8 J.G. TERMINAL | 1 | PZ | | | | | | | | | | | | | | | | | | | | | | | | | | | | | | | | | | | | | | | | | | | | | | | | | | | | | | | | | | | | | | | | | | | | | | | | | | | | | | | | | | |
| VL1065A1 | 1/4 MALE N.O. PRESSURE SWITCH | 1 | PZ | | | | | | | | | | | | | | | | | | | | | | | | | | | | | | | | | | | | | | | | | | | | | | | | | | | | | | | | | | | | | | | | | | | | | | | | | | | | | | | | | | |
| VL1102A1 | DETERGENT LINE FILTER + BARBED VNR 6 MM | 1 | PZ | | | | | | | | | | | | | | | | | | | | | | | | | | | | | | | | | | | | | | | | | | | | | | | | | | | | | | | | | | | | | | | | | | | | | | | | | | | | | | | | | | |
| VL1128A0 | D6 BARBED CHECK VALVE | 2 | PZ | | | | | | | | | | | | | | | | | | | | | | | | | | | | | | | | | | | | | | | | | | | | | | | | | | | | | | | | | | | | | | | | | | | | | | | | | | | | | | | | | | |
| VL1128A1 | D6 BARBED CHECK VALVE | 2 | PZ | | | | | | | | | | | | | | | | | | | | | | | | | | | | | | | | | | | | | | | | | | | | | | | | | | | | | | | | | | | | | | | | | | | | | | | | | | | | | | | | | | |
| VL1165A0 | BB6-AR6 STRAIGHT FITTING | 1 | PZ | | | | | | | | | | | | | | | | | | | | | | | | | | | | | | | | | | | | | | | | | | | | | | | | | | | | | | | | | | | | | | | | | | | | | | | | | | | | | | | | | | |
| VL1166A0 | BB6-AR6 L FITTING | 3 | PZ | | | | | | | | | | | | | | | | | | | | | | | | | | | | | | | | | | | | | | | | | | | | | | | | | | | | | | | | | | | | | | | | | | | | | | | | | | | | | | | | | | |
| VL1174C0 | D1.2 MM CALIBRATED NOZZLE | 1 | PZ | | | | | | | | | | | | | | | | | | | | | | | | | | | | | | | | | | | | | | | | | | | | | | | | | | | | | | | | | | | | | | | | | | | | | | | | | | | | | | | | | | |
| VL1185A0 | 2 WAYS PLUS WASHING DISTRIBUTOR | 1 | PZ | | | | | | | | | | | | | | | | | | | | | | | | | | | | | | | | | | | | | | | | | | | | | | | | | | | | | | | | | | | | | | | | | | | | | | | | | | | | | | | | | | |
| VL1190A0 | PLUS WASHING SYSTEM INLET DISTRIBUTOR | 1 | PZ | | | | | | | | | | | | | | | | | | | | | | | | | | | | | | | | | | | | | | | | | | | | | | | | | | | | | | | | | | | | | | | | | | | | | | | | | | | | | | | | | | |


| COMPONENT | | | SPARE PART | | | | | | | | | | | | | | | | | | | | | | | | | | | | | | | | | | | | | | | | | | | | | | | | | | | |
|-----------|---|--|------------|--------------------------------------|--|------|-------------|--------------------------|-----|----------|------------------------------------|--------------------|----|----------|-----------------------------|--------------|----|----|----------|---------------------|---|----|----------|-----------------|---|----|----------|-----------------------------------|-------|---|----------|----------------|---|----|----------|-----------------------|---|----|----------|---------------------------|---|----|----------|---------------------------------|---|----|----------|---------------------------------------|---|----|----------|-----------------------------|---|----|
| Code | Description | Image | Code | Description | Components list | | | | | | | | | | | | | | | | | | | | | | | | | | | | | | | | | | | | | | | | | | | | | | | | | |
| VL1190A | PLUS WASHING SYSTEM INLET DISTRIBUTOR |  | KVL1183A | 1 ROTOR ARM PLUS CLEANING SYSTEM KIT | <table border="1"> <thead> <tr> <th>Code</th> <th>Description</th> <th>Qty</th> <th>UOM</th> </tr> </thead> <tbody> <tr> <td>VM1605A0</td> <td>CLIP TWIST LOCK DIAM. 10,2-12,7 MM</td> <td>3</td> <td>PZ</td> </tr> <tr> <td>VM2172A0</td> <td>PUMP-WITH-RCUIT LOCKING PIN</td> <td>7</td> <td>PZ</td> </tr> </tbody> </table> | Code | Description | Qty | UOM | VM1605A0 | CLIP TWIST LOCK DIAM. 10,2-12,7 MM | 3 | PZ | VM2172A0 | PUMP-WITH-RCUIT LOCKING PIN | 7 | PZ | | | | | | | | | | | | | | | | | | | | | | | | | | | | | | | | | | | | | |
| | | | Code | Description | Qty | UOM | | | | | | | | | | | | | | | | | | | | | | | | | | | | | | | | | | | | | | | | | | | | | | | | |
| | | | VM1605A0 | CLIP TWIST LOCK DIAM. 10,2-12,7 MM | 3 | PZ | | | | | | | | | | | | | | | | | | | | | | | | | | | | | | | | | | | | | | | | | | | | | | | | |
| VM2172A0 | PUMP-WITH-RCUIT LOCKING PIN | 7 | PZ | | | | | | | | | | | | | | | | | | | | | | | | | | | | | | | | | | | | | | | | | | | | | | | | | | | |
| KVL0684A | 2-3 ROTOR ARM PLUS WASH PUMP+NOZZLE KIT | <table border="1"> <thead> <tr> <th>Code</th> <th>Description</th> <th>Qty</th> <th>UOM</th> </tr> </thead> <tbody> <tr> <td>GN1526A0</td> <td>INT. D.=6.9 TH=1.8 O-RIN</td> <td>4</td> <td>PZ</td> </tr> <tr> <td>RC1019A0</td> <td>D=10 ELASTIC CLAMP</td> <td>4</td> <td>PZ</td> </tr> <tr> <td>RC1130A0</td> <td>130X2,6 CLAM</td> <td>1</td> <td>PZ</td> </tr> <tr> <td>RC1131A0</td> <td>200X2,6 BLACK CLAMP</td> <td>3</td> <td>PZ</td> </tr> <tr> <td>RC1242A0</td> <td>D=10 CLOSED CAP</td> <td>2</td> <td>PZ</td> </tr> <tr> <td>TB2820A0</td> <td>6X10 EPDM PIPE FOR WASHING SYSTEM</td> <td>0.120</td> <td>M</td> </tr> <tr> <td>VL1019A0</td> <td>VIBRATION PUMP</td> <td>1</td> <td>PZ</td> </tr> <tr> <td>VL1128A1</td> <td>D6 BARBED CHECK VALVE</td> <td>1</td> <td>PZ</td> </tr> <tr> <td>VL1174C0</td> <td>D1.2 MM CALIBRATED NOZZLE</td> <td>1</td> <td>PZ</td> </tr> <tr> <td>VL1186A0</td> <td>3 WAYS PLUS WASHING DISTRIBUTOR</td> <td>1</td> <td>PZ</td> </tr> <tr> <td>VL1190A0</td> <td>PLUS WASHING SYSTEM INLET DISTRIBUTOR</td> <td>1</td> <td>PZ</td> </tr> <tr> <td>VM2172A0</td> <td>PUMP-WITH-RCUIT LOCKING PIN</td> <td>1</td> <td>PZ</td> </tr> </tbody> </table> | Code | Description | Qty | UOM | GN1526A0 | INT. D.=6.9 TH=1.8 O-RIN | 4 | PZ | RC1019A0 | D=10 ELASTIC CLAMP | 4 | PZ | RC1130A0 | 130X2,6 CLAM | 1 | PZ | RC1131A0 | 200X2,6 BLACK CLAMP | 3 | PZ | RC1242A0 | D=10 CLOSED CAP | 2 | PZ | TB2820A0 | 6X10 EPDM PIPE FOR WASHING SYSTEM | 0.120 | M | VL1019A0 | VIBRATION PUMP | 1 | PZ | VL1128A1 | D6 BARBED CHECK VALVE | 1 | PZ | VL1174C0 | D1.2 MM CALIBRATED NOZZLE | 1 | PZ | VL1186A0 | 3 WAYS PLUS WASHING DISTRIBUTOR | 1 | PZ | VL1190A0 | PLUS WASHING SYSTEM INLET DISTRIBUTOR | 1 | PZ | VM2172A0 | PUMP-WITH-RCUIT LOCKING PIN | 1 | PZ |
| Code | Description | Qty | UOM | | | | | | | | | | | | | | | | | | | | | | | | | | | | | | | | | | | | | | | | | | | | | | | | | | | |
| GN1526A0 | INT. D.=6.9 TH=1.8 O-RIN | 4 | PZ | | | | | | | | | | | | | | | | | | | | | | | | | | | | | | | | | | | | | | | | | | | | | | | | | | | |
| RC1019A0 | D=10 ELASTIC CLAMP | 4 | PZ | | | | | | | | | | | | | | | | | | | | | | | | | | | | | | | | | | | | | | | | | | | | | | | | | | | |
| RC1130A0 | 130X2,6 CLAM | 1 | PZ | | | | | | | | | | | | | | | | | | | | | | | | | | | | | | | | | | | | | | | | | | | | | | | | | | | |
| RC1131A0 | 200X2,6 BLACK CLAMP | 3 | PZ | | | | | | | | | | | | | | | | | | | | | | | | | | | | | | | | | | | | | | | | | | | | | | | | | | | |
| RC1242A0 | D=10 CLOSED CAP | 2 | PZ | | | | | | | | | | | | | | | | | | | | | | | | | | | | | | | | | | | | | | | | | | | | | | | | | | | |
| TB2820A0 | 6X10 EPDM PIPE FOR WASHING SYSTEM | 0.120 | M | | | | | | | | | | | | | | | | | | | | | | | | | | | | | | | | | | | | | | | | | | | | | | | | | | | |
| VL1019A0 | VIBRATION PUMP | 1 | PZ | | | | | | | | | | | | | | | | | | | | | | | | | | | | | | | | | | | | | | | | | | | | | | | | | | | |
| VL1128A1 | D6 BARBED CHECK VALVE | 1 | PZ | | | | | | | | | | | | | | | | | | | | | | | | | | | | | | | | | | | | | | | | | | | | | | | | | | | |
| VL1174C0 | D1.2 MM CALIBRATED NOZZLE | 1 | PZ | | | | | | | | | | | | | | | | | | | | | | | | | | | | | | | | | | | | | | | | | | | | | | | | | | | |
| VL1186A0 | 3 WAYS PLUS WASHING DISTRIBUTOR | 1 | PZ | | | | | | | | | | | | | | | | | | | | | | | | | | | | | | | | | | | | | | | | | | | | | | | | | | | |
| VL1190A0 | PLUS WASHING SYSTEM INLET DISTRIBUTOR | 1 | PZ | | | | | | | | | | | | | | | | | | | | | | | | | | | | | | | | | | | | | | | | | | | | | | | | | | | |
| VM2172A0 | PUMP-WITH-RCUIT LOCKING PIN | 1 | PZ | | | | | | | | | | | | | | | | | | | | | | | | | | | | | | | | | | | | | | | | | | | | | | | | | | | |
| KVL0683A | 1 ROTOR ARM PLUS WASH PUMP+NOZZLE KIT | <table border="1"> <thead> <tr> <th>Code</th> <th>Description</th> <th>Qty</th> <th>UOM</th> </tr> </thead> <tbody> <tr> <td>GN1526A0</td> <td>INT. D.=6.9 TH=1.8 O-RIN</td> <td>3</td> <td>PZ</td> </tr> <tr> <td>RC1019A0</td> <td>D=10 ELASTIC CLAMP</td> <td>4</td> <td>PZ</td> </tr> <tr> <td>RC1130A0</td> <td>130X2,6 CLAM</td> <td>1</td> <td>PZ</td> </tr> <tr> <td>RC1131A0</td> <td>200X2,6 BLACK CLAMP</td> <td>2</td> <td>PZ</td> </tr> <tr> <td>RC1242A0</td> <td>D=10 CLOSED CAP</td> <td>2</td> <td>PZ</td> </tr> <tr> <td>TB2820A0</td> <td>6X10 EPDM PIPE FOR WASHING SYSTEM</td> <td>0.120</td> <td>M</td> </tr> <tr> <td>VL1019A0</td> <td>VIBRATION PUMP</td> <td>1</td> <td>PZ</td> </tr> </tbody> </table> | Code | Description | Qty | UOM | GN1526A0 | INT. D.=6.9 TH=1.8 O-RIN | 3 | PZ | RC1019A0 | D=10 ELASTIC CLAMP | 4 | PZ | RC1130A0 | 130X2,6 CLAM | 1 | PZ | RC1131A0 | 200X2,6 BLACK CLAMP | 2 | PZ | RC1242A0 | D=10 CLOSED CAP | 2 | PZ | TB2820A0 | 6X10 EPDM PIPE FOR WASHING SYSTEM | 0.120 | M | VL1019A0 | VIBRATION PUMP | 1 | PZ | | | | | | | | | | | | | | | | | | | | |
| Code | Description | Qty | UOM | | | | | | | | | | | | | | | | | | | | | | | | | | | | | | | | | | | | | | | | | | | | | | | | | | | |
| GN1526A0 | INT. D.=6.9 TH=1.8 O-RIN | 3 | PZ | | | | | | | | | | | | | | | | | | | | | | | | | | | | | | | | | | | | | | | | | | | | | | | | | | | |
| RC1019A0 | D=10 ELASTIC CLAMP | 4 | PZ | | | | | | | | | | | | | | | | | | | | | | | | | | | | | | | | | | | | | | | | | | | | | | | | | | | |
| RC1130A0 | 130X2,6 CLAM | 1 | PZ | | | | | | | | | | | | | | | | | | | | | | | | | | | | | | | | | | | | | | | | | | | | | | | | | | | |
| RC1131A0 | 200X2,6 BLACK CLAMP | 2 | PZ | | | | | | | | | | | | | | | | | | | | | | | | | | | | | | | | | | | | | | | | | | | | | | | | | | | |
| RC1242A0 | D=10 CLOSED CAP | 2 | PZ | | | | | | | | | | | | | | | | | | | | | | | | | | | | | | | | | | | | | | | | | | | | | | | | | | | |
| TB2820A0 | 6X10 EPDM PIPE FOR WASHING SYSTEM | 0.120 | M | | | | | | | | | | | | | | | | | | | | | | | | | | | | | | | | | | | | | | | | | | | | | | | | | | | |
| VL1019A0 | VIBRATION PUMP | 1 | PZ | | | | | | | | | | | | | | | | | | | | | | | | | | | | | | | | | | | | | | | | | | | | | | | | | | | |

| COMPONENT | | | SPARE PART | | | | | | | | | | | | | | | | | | | | | | | | | | | | | | | | | | | | | | |
|-----------|---------------------------------------|---|------------|---|---|------|-------------|-----|-----|----------|--------------------------------|---|----|----------|---------------------------|---|----|----------|----------------------------------|---|----|----------|---------------------------------------|-------|----|----------|--------------------------------|----|----|----------|-----------------------|----|----|----------|----------------------------------|-------|----|----------|---------------------|---|----|
| Code | Description | Image | Code | Description | Components list | | | | | | | | | | | | | | | | | | | | | | | | | | | | | | | | | | | | |
| VL1190A | PLUS WASHING SYSTEM INLET DISTRIBUTOR |  | KVL0683A | 1 ROTOR ARM PLUS WASH PUMP+NOZZLE KIT | <table border="1"> <thead> <tr> <th>Code</th> <th>Description</th> <th>Qty</th> <th>UOM</th> </tr> </thead> <tbody> <tr> <td>VL1128A1</td> <td>D6 BARBED CHECK VALVE</td> <td>1</td> <td>PZ</td> </tr> <tr> <td>VL1174C0</td> <td>D1.2 MM CALIBRATED NOZZLE</td> <td>1</td> <td>PZ</td> </tr> <tr> <td>VL1185A0</td> <td>2 WAYS PLUS WASHING DISTRIBUTOR</td> <td>1</td> <td>PZ</td> </tr> <tr> <td>VL1190A0</td> <td>PLUS WASHING SYSTEM INLET DISTRIBUTOR</td> <td>1</td> <td>PZ</td> </tr> <tr> <td>VM2172A0</td> <td>PUMP-WITH-CI RCUIT LOCKING PIN</td> <td>1</td> <td>PZ</td> </tr> </tbody> </table> | Code | Description | Qty | UOM | VL1128A1 | D6 BARBED CHECK VALVE | 1 | PZ | VL1174C0 | D1.2 MM CALIBRATED NOZZLE | 1 | PZ | VL1185A0 | 2 WAYS PLUS WASHING DISTRIBUTOR | 1 | PZ | VL1190A0 | PLUS WASHING SYSTEM INLET DISTRIBUTOR | 1 | PZ | VM2172A0 | PUMP-WITH-CI RCUIT LOCKING PIN | 1 | PZ | | | | | | | | | | | | |
| Code | Description | Qty | UOM | | | | | | | | | | | | | | | | | | | | | | | | | | | | | | | | | | | | | | |
| VL1128A1 | D6 BARBED CHECK VALVE | 1 | PZ | | | | | | | | | | | | | | | | | | | | | | | | | | | | | | | | | | | | | | |
| VL1174C0 | D1.2 MM CALIBRATED NOZZLE | 1 | PZ | | | | | | | | | | | | | | | | | | | | | | | | | | | | | | | | | | | | | | |
| VL1185A0 | 2 WAYS PLUS WASHING DISTRIBUTOR | 1 | PZ | | | | | | | | | | | | | | | | | | | | | | | | | | | | | | | | | | | | | | |
| VL1190A0 | PLUS WASHING SYSTEM INLET DISTRIBUTOR | 1 | PZ | | | | | | | | | | | | | | | | | | | | | | | | | | | | | | | | | | | | | | |
| VM2172A0 | PUMP-WITH-CI RCUIT LOCKING PIN | 1 | PZ | | | | | | | | | | | | | | | | | | | | | | | | | | | | | | | | | | | | | | |
| VL1128A | D6 BARBED CHECK VALVE |  | KVL1128A | D6 VNR BARBED VALVE KIT | <table border="1"> <thead> <tr> <th>Code</th> <th>Description</th> <th>Qty</th> <th>UOM</th> </tr> </thead> <tbody> <tr> <td>0H2143A0</td> <td>LAMIERA BLOCCA VNR VL1128</td> <td>1</td> <td>PZ</td> </tr> <tr> <td>RC1019A0</td> <td>D=10 ELASTIC CLAMP</td> <td>4</td> <td>PZ</td> </tr> <tr> <td>RC1130A0</td> <td>130X2,6 CLAM</td> <td>1</td> <td>PZ</td> </tr> <tr> <td>TB2820A0</td> <td>6X10 EPDM PIPE FOR WASHING SYSTEM</td> <td>0.080</td> <td>M</td> </tr> <tr> <td>VL1128A0</td> <td>D6 BARBED CHECK VALVE</td> <td>1</td> <td>PZ</td> </tr> <tr> <td>VL1128A1</td> <td>D6 BARBED CHECK VALVE</td> <td>1</td> <td>PZ</td> </tr> <tr> <td>VM1224A0</td> <td>65MY 220MM 2 COLOURS SHRINK TUBE</td> <td>0.200</td> <td>M</td> </tr> </tbody> </table> | Code | Description | Qty | UOM | 0H2143A0 | LAMIERA BLOCCA VNR VL1128 | 1 | PZ | RC1019A0 | D=10 ELASTIC CLAMP | 4 | PZ | RC1130A0 | 130X2,6 CLAM | 1 | PZ | TB2820A0 | 6X10 EPDM PIPE FOR WASHING SYSTEM | 0.080 | M | VL1128A0 | D6 BARBED CHECK VALVE | 1 | PZ | VL1128A1 | D6 BARBED CHECK VALVE | 1 | PZ | VM1224A0 | 65MY 220MM 2 COLOURS SHRINK TUBE | 0.200 | M | | | | |
| Code | Description | Qty | UOM | | | | | | | | | | | | | | | | | | | | | | | | | | | | | | | | | | | | | | |
| 0H2143A0 | LAMIERA BLOCCA VNR VL1128 | 1 | PZ | | | | | | | | | | | | | | | | | | | | | | | | | | | | | | | | | | | | | | |
| RC1019A0 | D=10 ELASTIC CLAMP | 4 | PZ | | | | | | | | | | | | | | | | | | | | | | | | | | | | | | | | | | | | | | |
| RC1130A0 | 130X2,6 CLAM | 1 | PZ | | | | | | | | | | | | | | | | | | | | | | | | | | | | | | | | | | | | | | |
| TB2820A0 | 6X10 EPDM PIPE FOR WASHING SYSTEM | 0.080 | M | | | | | | | | | | | | | | | | | | | | | | | | | | | | | | | | | | | | | | |
| VL1128A0 | D6 BARBED CHECK VALVE | 1 | PZ | | | | | | | | | | | | | | | | | | | | | | | | | | | | | | | | | | | | | | |
| VL1128A1 | D6 BARBED CHECK VALVE | 1 | PZ | | | | | | | | | | | | | | | | | | | | | | | | | | | | | | | | | | | | | | |
| VM1224A0 | 65MY 220MM 2 COLOURS SHRINK TUBE | 0.200 | M | | | | | | | | | | | | | | | | | | | | | | | | | | | | | | | | | | | | | | |
| VL1186A | 3 WAYS PLUS WASHING DISTRIBUTOR |  | KVL1209A | US PLUS 3 ROTOR ARMS WASHING SYSTEM KIT | <table border="1"> <thead> <tr> <th>Code</th> <th>Description</th> <th>Qty</th> <th>UOM</th> </tr> </thead> <tbody> <tr> <td>0H2354A0</td> <td>XEVC-XEVL WASHING CIRCUIT PLAT</td> <td>1</td> <td>PZ</td> </tr> <tr> <td>0H2411A0</td> <td></td> <td>1</td> <td>PZ</td> </tr> <tr> <td>EL1450A0</td> <td>US SELF-CLEANIN G WATER SOLENOID</td> <td>4</td> <td>PZ</td> </tr> <tr> <td>GN1526A0</td> <td>INT. D.=6.9 TH=1.8 O-RIN</td> <td>9</td> <td>PZ</td> </tr> <tr> <td>RC1018A0</td> <td>ZINC PLATED D12 ELASTIC CLAMP</td> <td>13</td> <td>PZ</td> </tr> <tr> <td>RC1019A0</td> <td>D=10 ELASTIC CLAMP</td> <td>15</td> <td>PZ</td> </tr> <tr> <td>RC1130A0</td> <td>130X2,6 CLAM</td> <td>1</td> <td>PZ</td> </tr> <tr> <td>RC1131A0</td> <td>200X2.6 BLACK CLAMP</td> <td>3</td> <td>PZ</td> </tr> </tbody> </table> | Code | Description | Qty | UOM | 0H2354A0 | XEVC-XEVL WASHING CIRCUIT PLAT | 1 | PZ | 0H2411A0 | | 1 | PZ | EL1450A0 | US SELF-CLEANIN G WATER SOLENOID | 4 | PZ | GN1526A0 | INT. D.=6.9 TH=1.8 O-RIN | 9 | PZ | RC1018A0 | ZINC PLATED D12 ELASTIC CLAMP | 13 | PZ | RC1019A0 | D=10 ELASTIC CLAMP | 15 | PZ | RC1130A0 | 130X2,6 CLAM | 1 | PZ | RC1131A0 | 200X2.6 BLACK CLAMP | 3 | PZ |
| Code | Description | Qty | UOM | | | | | | | | | | | | | | | | | | | | | | | | | | | | | | | | | | | | | | |
| 0H2354A0 | XEVC-XEVL WASHING CIRCUIT PLAT | 1 | PZ | | | | | | | | | | | | | | | | | | | | | | | | | | | | | | | | | | | | | | |
| 0H2411A0 | | 1 | PZ | | | | | | | | | | | | | | | | | | | | | | | | | | | | | | | | | | | | | | |
| EL1450A0 | US SELF-CLEANIN G WATER SOLENOID | 4 | PZ | | | | | | | | | | | | | | | | | | | | | | | | | | | | | | | | | | | | | | |
| GN1526A0 | INT. D.=6.9 TH=1.8 O-RIN | 9 | PZ | | | | | | | | | | | | | | | | | | | | | | | | | | | | | | | | | | | | | | |
| RC1018A0 | ZINC PLATED D12 ELASTIC CLAMP | 13 | PZ | | | | | | | | | | | | | | | | | | | | | | | | | | | | | | | | | | | | | | |
| RC1019A0 | D=10 ELASTIC CLAMP | 15 | PZ | | | | | | | | | | | | | | | | | | | | | | | | | | | | | | | | | | | | | | |
| RC1130A0 | 130X2,6 CLAM | 1 | PZ | | | | | | | | | | | | | | | | | | | | | | | | | | | | | | | | | | | | | | |
| RC1131A0 | 200X2.6 BLACK CLAMP | 3 | PZ | | | | | | | | | | | | | | | | | | | | | | | | | | | | | | | | | | | | | | |




| COMPONENT | | | SPARE PART | | | | | | | | | | | | | | | | | | | | | | | | | | | | | | | | | | | | | | | | | | | | | | | | | | | | | | | | | | | | | | | | | | | | | | | | | | | | | | |
|-----------|---------------------------------|---|------------|---|---|---|-------------|-----|-----|----------|-----------------|---|----|----------|---|---|----|----------|-----------------------------------|-------|---|----------|---|-------|---|----------|-------------------------------|---|----|----------|----------------|---|----|----------|-------------------------------|---|----|----------|---|---|----|----------|-----------------------------|---|----|----------|-----------------------|---|----|----------|--------------------------|---|----|----------|-------------------|---|----|----------|--|---|----|----------|--|---|----|----------|---------------------------------------|---|----|----------|---------------------------|---|----|----------|---------------------------------|---|----|----------|---------------------------------|---|----|
| Code | Description | Image | Code | Description | Components list | | | | | | | | | | | | | | | | | | | | | | | | | | | | | | | | | | | | | | | | | | | | | | | | | | | | | | | | | | | | | | | | | | | | | | | | | | | | |
| VL1186A | 3 WAYS PLUS WASHING DISTRIBUTOR |  | KVL1209A | US PLUS 3 ROTOR ARMS WASHING SYSTEM KIT | <table border="1"> <thead> <tr> <th>Code</th> <th>Description</th> <th>Qty</th> <th>UOM</th> </tr> </thead> <tbody> <tr> <td>RC1242A0</td> <td>D=10 CLOSED CAP</td> <td>2</td> <td>PZ</td> </tr> <tr> <td>RC1356A0</td> <td>"STRAIGHT THREADED FEMALE END 8X1/4" BS</td> <td>1</td> <td>PZ</td> </tr> <tr> <td>TB2820A0</td> <td>6X10 EPDM PIPE FOR WASHING SYSTEM</td> <td>2.750</td> <td>M</td> </tr> <tr> <td>TB3132A0</td> <td>WHITE-BLUE EPDM TEXTILE BRAID HOSE 6X12</td> <td>1.980</td> <td>M</td> </tr> <tr> <td>VI1220A1</td> <td>4,2X12 TCB SELF-TAPPING SCREW</td> <td>3</td> <td>PZ</td> </tr> <tr> <td>VL1019A0</td> <td>VIBRATION PUMP</td> <td>1</td> <td>PZ</td> </tr> <tr> <td>VL1065A1</td> <td>1/4 MALE N.O. PRESSURE SWITCH</td> <td>1</td> <td>PZ</td> </tr> <tr> <td>VL1102A1</td> <td>DETERGENT LINE FILTER + BARBED VNR 6 MM</td> <td>1</td> <td>PZ</td> </tr> <tr> <td>VL1127A1</td> <td>6MM BARBED T-SHAPED FITTING</td> <td>2</td> <td>PZ</td> </tr> <tr> <td>VL1128A1</td> <td>D6 BARBED CHECK VALVE</td> <td>3</td> <td>PZ</td> </tr> <tr> <td>VL1165A0</td> <td>BB6-AR6 STRAIGHT FITTING</td> <td>1</td> <td>PZ</td> </tr> <tr> <td>VL1166A0</td> <td>BB6-AR6 L FITTING</td> <td>4</td> <td>PZ</td> </tr> <tr> <td>VL1167A0</td> <td></td> <td>1</td> <td>PZ</td> </tr> <tr> <td>VL1167A1</td> <td></td> <td>1</td> <td>PZ</td> </tr> <tr> <td>VL1167A2</td> <td>GN21 3 ROTOR ARMS B-B FLOW RESTRICTOR</td> <td>1</td> <td>PZ</td> </tr> <tr> <td>VL1174C0</td> <td>D1.2 MM CALIBRATED NOZZLE</td> <td>1</td> <td>PZ</td> </tr> <tr> <td>VL1185A0</td> <td>2 WAYS PLUS WASHING DISTRIBUTOR</td> <td>1</td> <td>PZ</td> </tr> <tr> <td>VL1186A0</td> <td>3 WAYS PLUS WASHING DISTRIBUTOR</td> <td>1</td> <td>PZ</td> </tr> </tbody> </table> | Code | Description | Qty | UOM | RC1242A0 | D=10 CLOSED CAP | 2 | PZ | RC1356A0 | "STRAIGHT THREADED FEMALE END 8X1/4" BS | 1 | PZ | TB2820A0 | 6X10 EPDM PIPE FOR WASHING SYSTEM | 2.750 | M | TB3132A0 | WHITE-BLUE EPDM TEXTILE BRAID HOSE 6X12 | 1.980 | M | VI1220A1 | 4,2X12 TCB SELF-TAPPING SCREW | 3 | PZ | VL1019A0 | VIBRATION PUMP | 1 | PZ | VL1065A1 | 1/4 MALE N.O. PRESSURE SWITCH | 1 | PZ | VL1102A1 | DETERGENT LINE FILTER + BARBED VNR 6 MM | 1 | PZ | VL1127A1 | 6MM BARBED T-SHAPED FITTING | 2 | PZ | VL1128A1 | D6 BARBED CHECK VALVE | 3 | PZ | VL1165A0 | BB6-AR6 STRAIGHT FITTING | 1 | PZ | VL1166A0 | BB6-AR6 L FITTING | 4 | PZ | VL1167A0 | | 1 | PZ | VL1167A1 | | 1 | PZ | VL1167A2 | GN21 3 ROTOR ARMS B-B FLOW RESTRICTOR | 1 | PZ | VL1174C0 | D1.2 MM CALIBRATED NOZZLE | 1 | PZ | VL1185A0 | 2 WAYS PLUS WASHING DISTRIBUTOR | 1 | PZ | VL1186A0 | 3 WAYS PLUS WASHING DISTRIBUTOR | 1 | PZ |
| | | | | | Code | Description | Qty | UOM | | | | | | | | | | | | | | | | | | | | | | | | | | | | | | | | | | | | | | | | | | | | | | | | | | | | | | | | | | | | | | | | | | | | | | | | | |
| | | | | | RC1242A0 | D=10 CLOSED CAP | 2 | PZ | | | | | | | | | | | | | | | | | | | | | | | | | | | | | | | | | | | | | | | | | | | | | | | | | | | | | | | | | | | | | | | | | | | | | | | | | |
| | | | | | RC1356A0 | "STRAIGHT THREADED FEMALE END 8X1/4" BS | 1 | PZ | | | | | | | | | | | | | | | | | | | | | | | | | | | | | | | | | | | | | | | | | | | | | | | | | | | | | | | | | | | | | | | | | | | | | | | | | |
| | | | | | TB2820A0 | 6X10 EPDM PIPE FOR WASHING SYSTEM | 2.750 | M | | | | | | | | | | | | | | | | | | | | | | | | | | | | | | | | | | | | | | | | | | | | | | | | | | | | | | | | | | | | | | | | | | | | | | | | | |
| | | | | | TB3132A0 | WHITE-BLUE EPDM TEXTILE BRAID HOSE 6X12 | 1.980 | M | | | | | | | | | | | | | | | | | | | | | | | | | | | | | | | | | | | | | | | | | | | | | | | | | | | | | | | | | | | | | | | | | | | | | | | | | |
| | | | | | VI1220A1 | 4,2X12 TCB SELF-TAPPING SCREW | 3 | PZ | | | | | | | | | | | | | | | | | | | | | | | | | | | | | | | | | | | | | | | | | | | | | | | | | | | | | | | | | | | | | | | | | | | | | | | | | |
| | | | | | VL1019A0 | VIBRATION PUMP | 1 | PZ | | | | | | | | | | | | | | | | | | | | | | | | | | | | | | | | | | | | | | | | | | | | | | | | | | | | | | | | | | | | | | | | | | | | | | | | | |
| | | | | | VL1065A1 | 1/4 MALE N.O. PRESSURE SWITCH | 1 | PZ | | | | | | | | | | | | | | | | | | | | | | | | | | | | | | | | | | | | | | | | | | | | | | | | | | | | | | | | | | | | | | | | | | | | | | | | | |
| | | | | | VL1102A1 | DETERGENT LINE FILTER + BARBED VNR 6 MM | 1 | PZ | | | | | | | | | | | | | | | | | | | | | | | | | | | | | | | | | | | | | | | | | | | | | | | | | | | | | | | | | | | | | | | | | | | | | | | | | |
| | | | | | VL1127A1 | 6MM BARBED T-SHAPED FITTING | 2 | PZ | | | | | | | | | | | | | | | | | | | | | | | | | | | | | | | | | | | | | | | | | | | | | | | | | | | | | | | | | | | | | | | | | | | | | | | | | |
| | | | | | VL1128A1 | D6 BARBED CHECK VALVE | 3 | PZ | | | | | | | | | | | | | | | | | | | | | | | | | | | | | | | | | | | | | | | | | | | | | | | | | | | | | | | | | | | | | | | | | | | | | | | | | |
| | | | | | VL1165A0 | BB6-AR6 STRAIGHT FITTING | 1 | PZ | | | | | | | | | | | | | | | | | | | | | | | | | | | | | | | | | | | | | | | | | | | | | | | | | | | | | | | | | | | | | | | | | | | | | | | | | |
| | | | | | VL1166A0 | BB6-AR6 L FITTING | 4 | PZ | | | | | | | | | | | | | | | | | | | | | | | | | | | | | | | | | | | | | | | | | | | | | | | | | | | | | | | | | | | | | | | | | | | | | | | | | |
| | | | | | VL1167A0 | | 1 | PZ | | | | | | | | | | | | | | | | | | | | | | | | | | | | | | | | | | | | | | | | | | | | | | | | | | | | | | | | | | | | | | | | | | | | | | | | | |
| | | | | | VL1167A1 | | 1 | PZ | | | | | | | | | | | | | | | | | | | | | | | | | | | | | | | | | | | | | | | | | | | | | | | | | | | | | | | | | | | | | | | | | | | | | | | | | |
| | | | | | VL1167A2 | GN21 3 ROTOR ARMS B-B FLOW RESTRICTOR | 1 | PZ | | | | | | | | | | | | | | | | | | | | | | | | | | | | | | | | | | | | | | | | | | | | | | | | | | | | | | | | | | | | | | | | | | | | | | | | | |
| | | | | | VL1174C0 | D1.2 MM CALIBRATED NOZZLE | 1 | PZ | | | | | | | | | | | | | | | | | | | | | | | | | | | | | | | | | | | | | | | | | | | | | | | | | | | | | | | | | | | | | | | | | | | | | | | | | |
| | | | | | VL1185A0 | 2 WAYS PLUS WASHING DISTRIBUTOR | 1 | PZ | | | | | | | | | | | | | | | | | | | | | | | | | | | | | | | | | | | | | | | | | | | | | | | | | | | | | | | | | | | | | | | | | | | | | | | | | |
| | | | | | VL1186A0 | 3 WAYS PLUS WASHING DISTRIBUTOR | 1 | PZ | | | | | | | | | | | | | | | | | | | | | | | | | | | | | | | | | | | | | | | | | | | | | | | | | | | | | | | | | | | | | | | | | | | | | | | | | |





| COMPONENT | | | SPARE PART | | | | | | | | | | | | | | | | | | | | | | | | | | | | | | | | | | | | | | | | | | | | | | | | | | | | | | | | | | | | | | | | | | | |
|-----------|---|--|------------|---|--|------|-------------|--------------------------------|-----|----------|---------------------------------------|---|----|----------|------------------------------------|----------------------------------|----|----------|--------------------------------|--------------------------|----|----|----------|-------------------------------|---|----|----------|--------------------|----|----|----------|--------------|---|----|----------|---------------------|---|----|----------|-----------------|---|----|----------|---|---|----|----------|-----------------------------------|-------|---|----------|---|-------|---|----------|--------------------------------|---|----|----------|----------------|---|----|----------|-----------------------------------|---|----|----------|-------------------------------|---|----|
| Code | Description | Image | Code | Description | Components list | | | | | | | | | | | | | | | | | | | | | | | | | | | | | | | | | | | | | | | | | | | | | | | | | | | | | | | | | | | | | | | | | |
| VL1186A | 3 WAYS PLUS WASHING DISTRIBUTOR |  | KVL1209A | US PLUS 3 ROTOR ARMS WASHING SYSTEM KIT | <table border="1"> <thead> <tr> <th>Code</th> <th>Description</th> <th>Qty</th> <th>UOM</th> </tr> </thead> <tbody> <tr> <td>VL1190A0</td> <td>PLUS WASHING SYSTEM INLET DISTRIBUTOR</td> <td>1</td> <td>PZ</td> </tr> <tr> <td>VM1605A0</td> <td>CLIP TWIST LOCK DIAM. 10,2-12,7 MM</td> <td>6</td> <td>PZ</td> </tr> <tr> <td>VM2172A0</td> <td>PUMP-WITH-CI RCUIT LOCKING PIN</td> <td>9</td> <td>PZ</td> </tr> </tbody> </table> | Code | Description | Qty | UOM | VL1190A0 | PLUS WASHING SYSTEM INLET DISTRIBUTOR | 1 | PZ | VM1605A0 | CLIP TWIST LOCK DIAM. 10,2-12,7 MM | 6 | PZ | VM2172A0 | PUMP-WITH-CI RCUIT LOCKING PIN | 9 | PZ | | | | | | | | | | | | | | | | | | | | | | | | | | | | | | | | | | | | | | | | | | | | | | | | | |
| | | | Code | Description | Qty | UOM | | | | | | | | | | | | | | | | | | | | | | | | | | | | | | | | | | | | | | | | | | | | | | | | | | | | | | | | | | | | | | | | |
| VL1190A0 | PLUS WASHING SYSTEM INLET DISTRIBUTOR | 1 | PZ | | | | | | | | | | | | | | | | | | | | | | | | | | | | | | | | | | | | | | | | | | | | | | | | | | | | | | | | | | | | | | | | | | | |
| VM1605A0 | CLIP TWIST LOCK DIAM. 10,2-12,7 MM | 6 | PZ | | | | | | | | | | | | | | | | | | | | | | | | | | | | | | | | | | | | | | | | | | | | | | | | | | | | | | | | | | | | | | | | | | | |
| VM2172A0 | PUMP-WITH-CI RCUIT LOCKING PIN | 9 | PZ | | | | | | | | | | | | | | | | | | | | | | | | | | | | | | | | | | | | | | | | | | | | | | | | | | | | | | | | | | | | | | | | | | | |
| KVL1208A | US PLUS 2 ROTOR ARMS WASHING SYSTEM KIT | <table border="1"> <thead> <tr> <th>Code</th> <th>Description</th> <th>Qty</th> <th>UOM</th> </tr> </thead> <tbody> <tr> <td>0H2354A0</td> <td>XEVC-XEVL WASHING CIRCUIT PLAT</td> <td>1</td> <td>PZ</td> </tr> <tr> <td>0H2411A0</td> <td></td> <td>1</td> <td>PZ</td> </tr> <tr> <td>EL1450A0</td> <td>US SELF-CLEANIN G WATER SOLENOID</td> <td>4</td> <td>PZ</td> </tr> <tr> <td>GN1526A0</td> <td>INT. D.=6.9 TH=1.8 O-RIN</td> <td>9</td> <td>PZ</td> </tr> <tr> <td>RC1018A0</td> <td>ZINC PLATED D12 ELASTIC CLAMP</td> <td>4</td> <td>PZ</td> </tr> <tr> <td>RC1019A0</td> <td>D=10 ELASTIC CLAMP</td> <td>16</td> <td>PZ</td> </tr> <tr> <td>RC1130A0</td> <td>130X2,6 CLAM</td> <td>1</td> <td>PZ</td> </tr> <tr> <td>RC1131A0</td> <td>200X2,6 BLACK CLAMP</td> <td>3</td> <td>PZ</td> </tr> <tr> <td>RC1242A0</td> <td>D=10 CLOSED CAP</td> <td>2</td> <td>PZ</td> </tr> <tr> <td>RC1356A0</td> <td>*STRAIGHT THREADED FEMALE END 8X1/4" BS</td> <td>1</td> <td>PZ</td> </tr> <tr> <td>TB2820A0</td> <td>6X10 EPDM PIPE FOR WASHING SYSTEM</td> <td>2.890</td> <td>M</td> </tr> <tr> <td>TB3132A0</td> <td>WHITE-BLUE EPDM TEXTILE BRAID HOSE 6X12</td> <td>1.600</td> <td>M</td> </tr> <tr> <td>VI1220A1</td> <td>4,2X12 TCB SELF-TAPPIN G SCREW</td> <td>3</td> <td>PZ</td> </tr> <tr> <td>VL1019A0</td> <td>VIBRATION PUMP</td> <td>1</td> <td>PZ</td> </tr> <tr> <td>VL1047A1</td> <td>D6 PIPE HOLDER - D8 J.G. TERMINAL</td> <td>1</td> <td>PZ</td> </tr> <tr> <td>VL1065A1</td> <td>1/4 MALE N.O. PRESSURE SWITCH</td> <td>1</td> <td>PZ</td> </tr> </tbody> </table> | Code | Description | Qty | UOM | 0H2354A0 | XEVC-XEVL WASHING CIRCUIT PLAT | 1 | PZ | 0H2411A0 | | 1 | PZ | EL1450A0 | US SELF-CLEANIN G WATER SOLENOID | 4 | PZ | GN1526A0 | INT. D.=6.9 TH=1.8 O-RIN | 9 | PZ | RC1018A0 | ZINC PLATED D12 ELASTIC CLAMP | 4 | PZ | RC1019A0 | D=10 ELASTIC CLAMP | 16 | PZ | RC1130A0 | 130X2,6 CLAM | 1 | PZ | RC1131A0 | 200X2,6 BLACK CLAMP | 3 | PZ | RC1242A0 | D=10 CLOSED CAP | 2 | PZ | RC1356A0 | *STRAIGHT THREADED FEMALE END 8X1/4" BS | 1 | PZ | TB2820A0 | 6X10 EPDM PIPE FOR WASHING SYSTEM | 2.890 | M | TB3132A0 | WHITE-BLUE EPDM TEXTILE BRAID HOSE 6X12 | 1.600 | M | VI1220A1 | 4,2X12 TCB SELF-TAPPIN G SCREW | 3 | PZ | VL1019A0 | VIBRATION PUMP | 1 | PZ | VL1047A1 | D6 PIPE HOLDER - D8 J.G. TERMINAL | 1 | PZ | VL1065A1 | 1/4 MALE N.O. PRESSURE SWITCH | 1 | PZ |
| Code | Description | Qty | UOM | | | | | | | | | | | | | | | | | | | | | | | | | | | | | | | | | | | | | | | | | | | | | | | | | | | | | | | | | | | | | | | | | | | |
| 0H2354A0 | XEVC-XEVL WASHING CIRCUIT PLAT | 1 | PZ | | | | | | | | | | | | | | | | | | | | | | | | | | | | | | | | | | | | | | | | | | | | | | | | | | | | | | | | | | | | | | | | | | | |
| 0H2411A0 | | 1 | PZ | | | | | | | | | | | | | | | | | | | | | | | | | | | | | | | | | | | | | | | | | | | | | | | | | | | | | | | | | | | | | | | | | | | |
| EL1450A0 | US SELF-CLEANIN G WATER SOLENOID | 4 | PZ | | | | | | | | | | | | | | | | | | | | | | | | | | | | | | | | | | | | | | | | | | | | | | | | | | | | | | | | | | | | | | | | | | | |
| GN1526A0 | INT. D.=6.9 TH=1.8 O-RIN | 9 | PZ | | | | | | | | | | | | | | | | | | | | | | | | | | | | | | | | | | | | | | | | | | | | | | | | | | | | | | | | | | | | | | | | | | | |
| RC1018A0 | ZINC PLATED D12 ELASTIC CLAMP | 4 | PZ | | | | | | | | | | | | | | | | | | | | | | | | | | | | | | | | | | | | | | | | | | | | | | | | | | | | | | | | | | | | | | | | | | | |
| RC1019A0 | D=10 ELASTIC CLAMP | 16 | PZ | | | | | | | | | | | | | | | | | | | | | | | | | | | | | | | | | | | | | | | | | | | | | | | | | | | | | | | | | | | | | | | | | | | |
| RC1130A0 | 130X2,6 CLAM | 1 | PZ | | | | | | | | | | | | | | | | | | | | | | | | | | | | | | | | | | | | | | | | | | | | | | | | | | | | | | | | | | | | | | | | | | | |
| RC1131A0 | 200X2,6 BLACK CLAMP | 3 | PZ | | | | | | | | | | | | | | | | | | | | | | | | | | | | | | | | | | | | | | | | | | | | | | | | | | | | | | | | | | | | | | | | | | | |
| RC1242A0 | D=10 CLOSED CAP | 2 | PZ | | | | | | | | | | | | | | | | | | | | | | | | | | | | | | | | | | | | | | | | | | | | | | | | | | | | | | | | | | | | | | | | | | | |
| RC1356A0 | *STRAIGHT THREADED FEMALE END 8X1/4" BS | 1 | PZ | | | | | | | | | | | | | | | | | | | | | | | | | | | | | | | | | | | | | | | | | | | | | | | | | | | | | | | | | | | | | | | | | | | |
| TB2820A0 | 6X10 EPDM PIPE FOR WASHING SYSTEM | 2.890 | M | | | | | | | | | | | | | | | | | | | | | | | | | | | | | | | | | | | | | | | | | | | | | | | | | | | | | | | | | | | | | | | | | | | |
| TB3132A0 | WHITE-BLUE EPDM TEXTILE BRAID HOSE 6X12 | 1.600 | M | | | | | | | | | | | | | | | | | | | | | | | | | | | | | | | | | | | | | | | | | | | | | | | | | | | | | | | | | | | | | | | | | | | |
| VI1220A1 | 4,2X12 TCB SELF-TAPPIN G SCREW | 3 | PZ | | | | | | | | | | | | | | | | | | | | | | | | | | | | | | | | | | | | | | | | | | | | | | | | | | | | | | | | | | | | | | | | | | | |
| VL1019A0 | VIBRATION PUMP | 1 | PZ | | | | | | | | | | | | | | | | | | | | | | | | | | | | | | | | | | | | | | | | | | | | | | | | | | | | | | | | | | | | | | | | | | | |
| VL1047A1 | D6 PIPE HOLDER - D8 J.G. TERMINAL | 1 | PZ | | | | | | | | | | | | | | | | | | | | | | | | | | | | | | | | | | | | | | | | | | | | | | | | | | | | | | | | | | | | | | | | | | | |
| VL1065A1 | 1/4 MALE N.O. PRESSURE SWITCH | 1 | PZ | | | | | | | | | | | | | | | | | | | | | | | | | | | | | | | | | | | | | | | | | | | | | | | | | | | | | | | | | | | | | | | | | | | |





| COMPONENT | | | SPARE PART | | | | | | | | | | | | | | | | | | | | | | | | | | | | | | | | | | | | | | | | | | | | | | |
|-----------|--|---|------------|---|---|------|-------------|---------------------------|-----|----------|---|---|----|----------|-----------------------|--------------------------------|----|----------|--------------------------|--|----|----------|--------------------------|--------------------------------|----|----------|-------------------|---------------------------|----|----------|---------------------------|--------------------------|----|----------|---------------------------------|-------------------------------|----|----------|---------------------------------------|---|----|----------|------------------------------------|---|----|----------|--------------------------------|---|----|
| Code | Description | Image | Code | Description | Components list | | | | | | | | | | | | | | | | | | | | | | | | | | | | | | | | | | | | | | | | | | | | |
| VL1186A | 3 WAYS PLUS WASHING DISTRIBUTOR |  | KVL1208A | US PLUS 2 ROTOR ARMS WASHING SYSTEM KIT | <table border="1"> <thead> <tr> <th>Code</th> <th>Description</th> <th>Qty</th> <th>UOM</th> </tr> </thead> <tbody> <tr> <td>VL1102A1</td> <td>DETERGENT LINE FILTER + BARBED VNR 6 MM</td> <td>1</td> <td>PZ</td> </tr> <tr> <td>VL1128A1</td> <td>D6 BARBED CHECK VALVE</td> <td>2</td> <td>PZ</td> </tr> <tr> <td>VL1141A1</td> <td>STRAIGHT CONNECT BB6-BB6</td> <td>1</td> <td>PZ</td> </tr> <tr> <td>VL1165A0</td> <td>BB6-AR6 STRAIGHT FITTING</td> <td>1</td> <td>PZ</td> </tr> <tr> <td>VL1166A0</td> <td>BB6-AR6 L FITTING</td> <td>4</td> <td>PZ</td> </tr> <tr> <td>VL1174C0</td> <td>D1.2 MM CALIBRATED NOZZLE</td> <td>1</td> <td>PZ</td> </tr> <tr> <td>VL1186A0</td> <td>3 WAYS PLUS WASHING DISTRIBUTOR</td> <td>1</td> <td>PZ</td> </tr> <tr> <td>VL1190A0</td> <td>PLUS WASHING SYSTEM INLET DISTRIBUTOR</td> <td>1</td> <td>PZ</td> </tr> <tr> <td>VM1605A0</td> <td>CLIP TWIST LOCK DIAM. 10.2-12.7 MM</td> <td>6</td> <td>PZ</td> </tr> <tr> <td>VM2172A0</td> <td>PUMP-WITH-CI RCUIT LOCKING PIN</td> <td>9</td> <td>PZ</td> </tr> </tbody> </table> | Code | Description | Qty | UOM | VL1102A1 | DETERGENT LINE FILTER + BARBED VNR 6 MM | 1 | PZ | VL1128A1 | D6 BARBED CHECK VALVE | 2 | PZ | VL1141A1 | STRAIGHT CONNECT BB6-BB6 | 1 | PZ | VL1165A0 | BB6-AR6 STRAIGHT FITTING | 1 | PZ | VL1166A0 | BB6-AR6 L FITTING | 4 | PZ | VL1174C0 | D1.2 MM CALIBRATED NOZZLE | 1 | PZ | VL1186A0 | 3 WAYS PLUS WASHING DISTRIBUTOR | 1 | PZ | VL1190A0 | PLUS WASHING SYSTEM INLET DISTRIBUTOR | 1 | PZ | VM1605A0 | CLIP TWIST LOCK DIAM. 10.2-12.7 MM | 6 | PZ | VM2172A0 | PUMP-WITH-CI RCUIT LOCKING PIN | 9 | PZ |
| | | | Code | Description | Qty | UOM | | | | | | | | | | | | | | | | | | | | | | | | | | | | | | | | | | | | | | | | | | | |
| VL1102A1 | DETERGENT LINE FILTER + BARBED VNR 6 MM | 1 | PZ | | | | | | | | | | | | | | | | | | | | | | | | | | | | | | | | | | | | | | | | | | | | | | |
| VL1128A1 | D6 BARBED CHECK VALVE | 2 | PZ | | | | | | | | | | | | | | | | | | | | | | | | | | | | | | | | | | | | | | | | | | | | | | |
| VL1141A1 | STRAIGHT CONNECT BB6-BB6 | 1 | PZ | | | | | | | | | | | | | | | | | | | | | | | | | | | | | | | | | | | | | | | | | | | | | | |
| VL1165A0 | BB6-AR6 STRAIGHT FITTING | 1 | PZ | | | | | | | | | | | | | | | | | | | | | | | | | | | | | | | | | | | | | | | | | | | | | | |
| VL1166A0 | BB6-AR6 L FITTING | 4 | PZ | | | | | | | | | | | | | | | | | | | | | | | | | | | | | | | | | | | | | | | | | | | | | | |
| VL1174C0 | D1.2 MM CALIBRATED NOZZLE | 1 | PZ | | | | | | | | | | | | | | | | | | | | | | | | | | | | | | | | | | | | | | | | | | | | | | |
| VL1186A0 | 3 WAYS PLUS WASHING DISTRIBUTOR | 1 | PZ | | | | | | | | | | | | | | | | | | | | | | | | | | | | | | | | | | | | | | | | | | | | | | |
| VL1190A0 | PLUS WASHING SYSTEM INLET DISTRIBUTOR | 1 | PZ | | | | | | | | | | | | | | | | | | | | | | | | | | | | | | | | | | | | | | | | | | | | | | |
| VM1605A0 | CLIP TWIST LOCK DIAM. 10.2-12.7 MM | 6 | PZ | | | | | | | | | | | | | | | | | | | | | | | | | | | | | | | | | | | | | | | | | | | | | | |
| VM2172A0 | PUMP-WITH-CI RCUIT LOCKING PIN | 9 | PZ | | | | | | | | | | | | | | | | | | | | | | | | | | | | | | | | | | | | | | | | | | | | | | |
| KVL1187A | 3 ROTOR ARMS PLUS EU CLEANING SYSTEM KIT | <table border="1"> <thead> <tr> <th>Code</th> <th>Description</th> <th>Qty</th> <th>UOM</th> </tr> </thead> <tbody> <tr> <td>0H2143A0</td> <td>LAMIERA BLOCCA VNR VL1128</td> <td>3</td> <td>PZ</td> </tr> <tr> <td>0H2168A0</td> <td></td> <td>1</td> <td>PZ</td> </tr> <tr> <td>0H2354A0</td> <td>XEVC-XEVL WASHING CIRCUIT PLAT</td> <td>1</td> <td>PZ</td> </tr> <tr> <td>EL1120A0</td> <td>D8-D6 FEMALE STRAIGHT INTERM. CONNECTION</td> <td>1</td> <td>PZ</td> </tr> <tr> <td>EL1220A0</td> <td>JG STRAIGHT CONNECTION Ø8F-Ø8F</td> <td>2</td> <td>PZ</td> </tr> <tr> <td>EL1440A0</td> <td>WATER SELF CLEANING VALVE</td> <td>4</td> <td>PZ</td> </tr> <tr> <td>GN1526A0</td> <td>INT. D.=6.9 TH=1.8 O-RIN</td> <td>9</td> <td>PZ</td> </tr> <tr> <td>RC1018A0</td> <td>ZINC PLATED D12 ELASTIC CLAMP</td> <td>10</td> <td>PZ</td> </tr> </tbody> </table> | Code | Description | Qty | UOM | 0H2143A0 | LAMIERA BLOCCA VNR VL1128 | 3 | PZ | 0H2168A0 | | 1 | PZ | 0H2354A0 | XEVC-XEVL WASHING CIRCUIT PLAT | 1 | PZ | EL1120A0 | D8-D6 FEMALE STRAIGHT INTERM. CONNECTION | 1 | PZ | EL1220A0 | JG STRAIGHT CONNECTION Ø8F-Ø8F | 2 | PZ | EL1440A0 | WATER SELF CLEANING VALVE | 4 | PZ | GN1526A0 | INT. D.=6.9 TH=1.8 O-RIN | 9 | PZ | RC1018A0 | ZINC PLATED D12 ELASTIC CLAMP | 10 | PZ | | | | | | | | | | | |
| Code | Description | Qty | UOM | | | | | | | | | | | | | | | | | | | | | | | | | | | | | | | | | | | | | | | | | | | | | | |
| 0H2143A0 | LAMIERA BLOCCA VNR VL1128 | 3 | PZ | | | | | | | | | | | | | | | | | | | | | | | | | | | | | | | | | | | | | | | | | | | | | | |
| 0H2168A0 | | 1 | PZ | | | | | | | | | | | | | | | | | | | | | | | | | | | | | | | | | | | | | | | | | | | | | | |
| 0H2354A0 | XEVC-XEVL WASHING CIRCUIT PLAT | 1 | PZ | | | | | | | | | | | | | | | | | | | | | | | | | | | | | | | | | | | | | | | | | | | | | | |
| EL1120A0 | D8-D6 FEMALE STRAIGHT INTERM. CONNECTION | 1 | PZ | | | | | | | | | | | | | | | | | | | | | | | | | | | | | | | | | | | | | | | | | | | | | | |
| EL1220A0 | JG STRAIGHT CONNECTION Ø8F-Ø8F | 2 | PZ | | | | | | | | | | | | | | | | | | | | | | | | | | | | | | | | | | | | | | | | | | | | | | |
| EL1440A0 | WATER SELF CLEANING VALVE | 4 | PZ | | | | | | | | | | | | | | | | | | | | | | | | | | | | | | | | | | | | | | | | | | | | | | |
| GN1526A0 | INT. D.=6.9 TH=1.8 O-RIN | 9 | PZ | | | | | | | | | | | | | | | | | | | | | | | | | | | | | | | | | | | | | | | | | | | | | | |
| RC1018A0 | ZINC PLATED D12 ELASTIC CLAMP | 10 | PZ | | | | | | | | | | | | | | | | | | | | | | | | | | | | | | | | | | | | | | | | | | | | | | |



| COMPONENT | | | SPARE PART | | | | | | | | | | | | | | | | | | | | | | | | | | | | | | | | | | | | | | | | | | | | | | | | | | | | | | | | | | | | | | | | | | | | | | | | | | | | | | |
|-----------|--|---|------------|--|---|------|-------------|-----|-----|----------|--------------------|----|----|----------|--------------|---|----|----------|---------------------|---|----|----------|-----------------|---|----|----------|-----------------------|---|----|----------|---|---|----|----------|-----------------------------------|-------|---|----------|---|-------|---|----------|-------------------------------|---|----|----------|----------------|---|----|----------|-----------------------------------|---|----|----------|-----------------------------------|---|----|----------|------------------------------------|---|----|----------|-------------------------------|---|----|----------|-----------------------------------|---|----|----------|--|---|----|----------|---|---|----|----------|-----------------------------|---|----|
| Code | Description | Image | Code | Description | Components list | | | | | | | | | | | | | | | | | | | | | | | | | | | | | | | | | | | | | | | | | | | | | | | | | | | | | | | | | | | | | | | | | | | | | | | | | | | | |
| VL1186A | 3 WAYS PLUS WASHING DISTRIBUTOR |  | KVL1187A | 3 ROTOR ARMS PLUS EU CLEANING SYSTEM KIT | <table border="1"> <thead> <tr> <th>Code</th> <th>Description</th> <th>Qty</th> <th>UOM</th> </tr> </thead> <tbody> <tr> <td>RC1019A0</td> <td>D=10 ELASTIC CLAMP</td> <td>22</td> <td>PZ</td> </tr> <tr> <td>RC1130A0</td> <td>130X2,6 CLAM</td> <td>4</td> <td>PZ</td> </tr> <tr> <td>RC1131A0</td> <td>200X2.6 BLACK CLAMP</td> <td>3</td> <td>PZ</td> </tr> <tr> <td>RC1242A0</td> <td>D=10 CLOSED CAP</td> <td>2</td> <td>PZ</td> </tr> <tr> <td>RC1310A0</td> <td>140X4 CLAMP WITH CLIP</td> <td>1</td> <td>PZ</td> </tr> <tr> <td>RC1356A0</td> <td>"STRAIGHT THREADED FEMALE END 8X1/4" BS</td> <td>1</td> <td>PZ</td> </tr> <tr> <td>TB2820A0</td> <td>6X10 EPDM PIPE FOR WASHING SYSTEM</td> <td>1.510</td> <td>M</td> </tr> <tr> <td>TB3132A0</td> <td>WHITE-BLUE EPDM TEXTILE BRAID HOSE 6X12</td> <td>1.210</td> <td>M</td> </tr> <tr> <td>VI1220A1</td> <td>4,2X12 TCB SELF-TAPPING SCREW</td> <td>3</td> <td>PZ</td> </tr> <tr> <td>VL1019A0</td> <td>VIBRATION PUMP</td> <td>1</td> <td>PZ</td> </tr> <tr> <td>VL1046A1</td> <td>D6 PIPE HOLDER - D6 J.G. TERMINAL</td> <td>3</td> <td>PZ</td> </tr> <tr> <td>VL1047A1</td> <td>D6 PIPE HOLDER - D8 J.G. TERMINAL</td> <td>1</td> <td>PZ</td> </tr> <tr> <td>VL1064A0</td> <td>WASHING SYSTEM OUTLETS DISTRIBUTOR</td> <td>1</td> <td>PZ</td> </tr> <tr> <td>VL1065A1</td> <td>1/4 MALE N.O. PRESSURE SWITCH</td> <td>1</td> <td>PZ</td> </tr> <tr> <td>VL1067A0</td> <td>WASHING SYSTEM INLETS DISTRIBUTOR</td> <td>1</td> <td>PZ</td> </tr> <tr> <td>VL1092A0</td> <td>WASHING SYSTEM OUTLET DOUBLE DISTRIBUTOR</td> <td>1</td> <td>PZ</td> </tr> <tr> <td>VL1102A1</td> <td>DETERGENT LINE FILTER + BARBED VNR 6 MM</td> <td>1</td> <td>PZ</td> </tr> <tr> <td>VL1127A1</td> <td>6MM BARBED T-SHAPED FITTING</td> <td>2</td> <td>PZ</td> </tr> </tbody> </table> | Code | Description | Qty | UOM | RC1019A0 | D=10 ELASTIC CLAMP | 22 | PZ | RC1130A0 | 130X2,6 CLAM | 4 | PZ | RC1131A0 | 200X2.6 BLACK CLAMP | 3 | PZ | RC1242A0 | D=10 CLOSED CAP | 2 | PZ | RC1310A0 | 140X4 CLAMP WITH CLIP | 1 | PZ | RC1356A0 | "STRAIGHT THREADED FEMALE END 8X1/4" BS | 1 | PZ | TB2820A0 | 6X10 EPDM PIPE FOR WASHING SYSTEM | 1.510 | M | TB3132A0 | WHITE-BLUE EPDM TEXTILE BRAID HOSE 6X12 | 1.210 | M | VI1220A1 | 4,2X12 TCB SELF-TAPPING SCREW | 3 | PZ | VL1019A0 | VIBRATION PUMP | 1 | PZ | VL1046A1 | D6 PIPE HOLDER - D6 J.G. TERMINAL | 3 | PZ | VL1047A1 | D6 PIPE HOLDER - D8 J.G. TERMINAL | 1 | PZ | VL1064A0 | WASHING SYSTEM OUTLETS DISTRIBUTOR | 1 | PZ | VL1065A1 | 1/4 MALE N.O. PRESSURE SWITCH | 1 | PZ | VL1067A0 | WASHING SYSTEM INLETS DISTRIBUTOR | 1 | PZ | VL1092A0 | WASHING SYSTEM OUTLET DOUBLE DISTRIBUTOR | 1 | PZ | VL1102A1 | DETERGENT LINE FILTER + BARBED VNR 6 MM | 1 | PZ | VL1127A1 | 6MM BARBED T-SHAPED FITTING | 2 | PZ |
| Code | Description | Qty | UOM | | | | | | | | | | | | | | | | | | | | | | | | | | | | | | | | | | | | | | | | | | | | | | | | | | | | | | | | | | | | | | | | | | | | | | | | | | | | | | |
| RC1019A0 | D=10 ELASTIC CLAMP | 22 | PZ | | | | | | | | | | | | | | | | | | | | | | | | | | | | | | | | | | | | | | | | | | | | | | | | | | | | | | | | | | | | | | | | | | | | | | | | | | | | | | |
| RC1130A0 | 130X2,6 CLAM | 4 | PZ | | | | | | | | | | | | | | | | | | | | | | | | | | | | | | | | | | | | | | | | | | | | | | | | | | | | | | | | | | | | | | | | | | | | | | | | | | | | | | |
| RC1131A0 | 200X2.6 BLACK CLAMP | 3 | PZ | | | | | | | | | | | | | | | | | | | | | | | | | | | | | | | | | | | | | | | | | | | | | | | | | | | | | | | | | | | | | | | | | | | | | | | | | | | | | | |
| RC1242A0 | D=10 CLOSED CAP | 2 | PZ | | | | | | | | | | | | | | | | | | | | | | | | | | | | | | | | | | | | | | | | | | | | | | | | | | | | | | | | | | | | | | | | | | | | | | | | | | | | | | |
| RC1310A0 | 140X4 CLAMP WITH CLIP | 1 | PZ | | | | | | | | | | | | | | | | | | | | | | | | | | | | | | | | | | | | | | | | | | | | | | | | | | | | | | | | | | | | | | | | | | | | | | | | | | | | | | |
| RC1356A0 | "STRAIGHT THREADED FEMALE END 8X1/4" BS | 1 | PZ | | | | | | | | | | | | | | | | | | | | | | | | | | | | | | | | | | | | | | | | | | | | | | | | | | | | | | | | | | | | | | | | | | | | | | | | | | | | | | |
| TB2820A0 | 6X10 EPDM PIPE FOR WASHING SYSTEM | 1.510 | M | | | | | | | | | | | | | | | | | | | | | | | | | | | | | | | | | | | | | | | | | | | | | | | | | | | | | | | | | | | | | | | | | | | | | | | | | | | | | | |
| TB3132A0 | WHITE-BLUE EPDM TEXTILE BRAID HOSE 6X12 | 1.210 | M | | | | | | | | | | | | | | | | | | | | | | | | | | | | | | | | | | | | | | | | | | | | | | | | | | | | | | | | | | | | | | | | | | | | | | | | | | | | | | |
| VI1220A1 | 4,2X12 TCB SELF-TAPPING SCREW | 3 | PZ | | | | | | | | | | | | | | | | | | | | | | | | | | | | | | | | | | | | | | | | | | | | | | | | | | | | | | | | | | | | | | | | | | | | | | | | | | | | | | |
| VL1019A0 | VIBRATION PUMP | 1 | PZ | | | | | | | | | | | | | | | | | | | | | | | | | | | | | | | | | | | | | | | | | | | | | | | | | | | | | | | | | | | | | | | | | | | | | | | | | | | | | | |
| VL1046A1 | D6 PIPE HOLDER - D6 J.G. TERMINAL | 3 | PZ | | | | | | | | | | | | | | | | | | | | | | | | | | | | | | | | | | | | | | | | | | | | | | | | | | | | | | | | | | | | | | | | | | | | | | | | | | | | | | |
| VL1047A1 | D6 PIPE HOLDER - D8 J.G. TERMINAL | 1 | PZ | | | | | | | | | | | | | | | | | | | | | | | | | | | | | | | | | | | | | | | | | | | | | | | | | | | | | | | | | | | | | | | | | | | | | | | | | | | | | | |
| VL1064A0 | WASHING SYSTEM OUTLETS DISTRIBUTOR | 1 | PZ | | | | | | | | | | | | | | | | | | | | | | | | | | | | | | | | | | | | | | | | | | | | | | | | | | | | | | | | | | | | | | | | | | | | | | | | | | | | | | |
| VL1065A1 | 1/4 MALE N.O. PRESSURE SWITCH | 1 | PZ | | | | | | | | | | | | | | | | | | | | | | | | | | | | | | | | | | | | | | | | | | | | | | | | | | | | | | | | | | | | | | | | | | | | | | | | | | | | | | |
| VL1067A0 | WASHING SYSTEM INLETS DISTRIBUTOR | 1 | PZ | | | | | | | | | | | | | | | | | | | | | | | | | | | | | | | | | | | | | | | | | | | | | | | | | | | | | | | | | | | | | | | | | | | | | | | | | | | | | | |
| VL1092A0 | WASHING SYSTEM OUTLET DOUBLE DISTRIBUTOR | 1 | PZ | | | | | | | | | | | | | | | | | | | | | | | | | | | | | | | | | | | | | | | | | | | | | | | | | | | | | | | | | | | | | | | | | | | | | | | | | | | | | | |
| VL1102A1 | DETERGENT LINE FILTER + BARBED VNR 6 MM | 1 | PZ | | | | | | | | | | | | | | | | | | | | | | | | | | | | | | | | | | | | | | | | | | | | | | | | | | | | | | | | | | | | | | | | | | | | | | | | | | | | | | |
| VL1127A1 | 6MM BARBED T-SHAPED FITTING | 2 | PZ | | | | | | | | | | | | | | | | | | | | | | | | | | | | | | | | | | | | | | | | | | | | | | | | | | | | | | | | | | | | | | | | | | | | | | | | | | | | | | |

| COMPONENT | | | SPARE PART | | | | | | | | | | | | | | | | | | | | | | | | | | | | | | | | | | | | | | | | | | | | | | | | | | | | | | | | | | | | | | | | | | | | | | | | | | | | | | | | | | | | | | | | | | | | | |
|-----------|---------------------------------------|---|------------|--|---|------|-------------|-----|-----|----------|-----------------------|---|----|----------|-----------------------|---|----|----------|--------------------------|---|----|----------|-------------------|---|----|----------|--|---|----|----------|--|---|----|----------|---------------------------------------|---|----|----------|---------------------------|---|----|----------|---------------------------------|---|----|----------|---------------------------------|---|----|----------|---------------------------------------|---|----|----------|------------------------------------|---|----|----------|--------------------------------|---|----|----------|--|--|------|-------------|-----|-----|----------|---------------------------|---|----|----------|--|---|----|----------|--------------------------------|---|----|----------|--------------------------------|---|----|----------|---------------------------|---|----|----------|--------------------------|---|----|----------|-------------------------------|---|----|
| Code | Description | Image | Code | Description | Components list | | | | | | | | | | | | | | | | | | | | | | | | | | | | | | | | | | | | | | | | | | | | | | | | | | | | | | | | | | | | | | | | | | | | | | | | | | | | | | | | | | | | | | | | | | | |
| VL1186A | 3 WAYS PLUS WASHING DISTRIBUTOR |  | KVL1187A | 3 ROTOR ARMS PLUS EU CLEANING SYSTEM KIT | <table border="1"> <thead> <tr> <th>Code</th> <th>Description</th> <th>Qty</th> <th>UOM</th> </tr> </thead> <tbody> <tr> <td>VL1128A0</td> <td>D6 BARBED CHECK VALVE</td> <td>3</td> <td>PZ</td> </tr> <tr> <td>VL1128A1</td> <td>D6 BARBED CHECK VALVE</td> <td>3</td> <td>PZ</td> </tr> <tr> <td>VL1165A0</td> <td>BB6-AR6 STRAIGHT FITTING</td> <td>4</td> <td>PZ</td> </tr> <tr> <td>VL1166A0</td> <td>BB6-AR6 L FITTING</td> <td>4</td> <td>PZ</td> </tr> <tr> <td>VL1167A0</td> <td></td> <td>1</td> <td>PZ</td> </tr> <tr> <td>VL1167A1</td> <td></td> <td>1</td> <td>PZ</td> </tr> <tr> <td>VL1167A2</td> <td>GN21 3 ROTOR ARMS B-B FLOW RESTRICTOR</td> <td>1</td> <td>PZ</td> </tr> <tr> <td>VL1174C0</td> <td>D1.2 MM CALIBRATED NOZZLE</td> <td>1</td> <td>PZ</td> </tr> <tr> <td>VL1185A0</td> <td>2 WAYS PLUS WASHING DISTRIBUTOR</td> <td>1</td> <td>PZ</td> </tr> <tr> <td>VL1186A0</td> <td>3 WAYS PLUS WASHING DISTRIBUTOR</td> <td>1</td> <td>PZ</td> </tr> <tr> <td>VL1190A0</td> <td>PLUS WASHING SYSTEM INLET DISTRIBUTOR</td> <td>1</td> <td>PZ</td> </tr> <tr> <td>VM1605A0</td> <td>CLIP TWIST LOCK DIAM. 10,2-12,7 MM</td> <td>3</td> <td>PZ</td> </tr> <tr> <td>VM2172A0</td> <td>PUMP-WITH-CI RCUIT LOCKING PIN</td> <td>9</td> <td>PZ</td> </tr> </tbody> </table> | Code | Description | Qty | UOM | VL1128A0 | D6 BARBED CHECK VALVE | 3 | PZ | VL1128A1 | D6 BARBED CHECK VALVE | 3 | PZ | VL1165A0 | BB6-AR6 STRAIGHT FITTING | 4 | PZ | VL1166A0 | BB6-AR6 L FITTING | 4 | PZ | VL1167A0 | | 1 | PZ | VL1167A1 | | 1 | PZ | VL1167A2 | GN21 3 ROTOR ARMS B-B FLOW RESTRICTOR | 1 | PZ | VL1174C0 | D1.2 MM CALIBRATED NOZZLE | 1 | PZ | VL1185A0 | 2 WAYS PLUS WASHING DISTRIBUTOR | 1 | PZ | VL1186A0 | 3 WAYS PLUS WASHING DISTRIBUTOR | 1 | PZ | VL1190A0 | PLUS WASHING SYSTEM INLET DISTRIBUTOR | 1 | PZ | VM1605A0 | CLIP TWIST LOCK DIAM. 10,2-12,7 MM | 3 | PZ | VM2172A0 | PUMP-WITH-CI RCUIT LOCKING PIN | 9 | PZ | KVL1184A | 2 ROTOR ARMS PLUS EU CLEANING SYSTEM KIT | <table border="1"> <thead> <tr> <th>Code</th> <th>Description</th> <th>Qty</th> <th>UOM</th> </tr> </thead> <tbody> <tr> <td>0H2143A0</td> <td>LAMIERA BLOCCA VNR VL1128</td> <td>2</td> <td>PZ</td> </tr> <tr> <td>0H2168A0</td> <td></td> <td>1</td> <td>PZ</td> </tr> <tr> <td>0H2354A0</td> <td>XEVC-XEVL WASHING CIRCUIT PLAT</td> <td>1</td> <td>PZ</td> </tr> <tr> <td>EL1220A0</td> <td>JG STRAIGHT CONNECTION Ø8F-Ø8F</td> <td>3</td> <td>PZ</td> </tr> <tr> <td>EL1440A0</td> <td>WATER SELF CLEANING VALVE</td> <td>4</td> <td>PZ</td> </tr> <tr> <td>GN1526A0</td> <td>INT. D.=6.9 TH=1.8 O-RIN</td> <td>9</td> <td>PZ</td> </tr> <tr> <td>RC1018A0</td> <td>ZINC PLATED D12 ELASTIC CLAMP</td> <td>2</td> <td>PZ</td> </tr> </tbody> </table> | Code | Description | Qty | UOM | 0H2143A0 | LAMIERA BLOCCA VNR VL1128 | 2 | PZ | 0H2168A0 | | 1 | PZ | 0H2354A0 | XEVC-XEVL WASHING CIRCUIT PLAT | 1 | PZ | EL1220A0 | JG STRAIGHT CONNECTION Ø8F-Ø8F | 3 | PZ | EL1440A0 | WATER SELF CLEANING VALVE | 4 | PZ | GN1526A0 | INT. D.=6.9 TH=1.8 O-RIN | 9 | PZ | RC1018A0 | ZINC PLATED D12 ELASTIC CLAMP | 2 | PZ |
| | | | Code | Description | Qty | UOM | | | | | | | | | | | | | | | | | | | | | | | | | | | | | | | | | | | | | | | | | | | | | | | | | | | | | | | | | | | | | | | | | | | | | | | | | | | | | | | | | | | | | | | | | | |
| VL1128A0 | D6 BARBED CHECK VALVE | 3 | PZ | | | | | | | | | | | | | | | | | | | | | | | | | | | | | | | | | | | | | | | | | | | | | | | | | | | | | | | | | | | | | | | | | | | | | | | | | | | | | | | | | | | | | | | | | | | | | |
| VL1128A1 | D6 BARBED CHECK VALVE | 3 | PZ | | | | | | | | | | | | | | | | | | | | | | | | | | | | | | | | | | | | | | | | | | | | | | | | | | | | | | | | | | | | | | | | | | | | | | | | | | | | | | | | | | | | | | | | | | | | | |
| VL1165A0 | BB6-AR6 STRAIGHT FITTING | 4 | PZ | | | | | | | | | | | | | | | | | | | | | | | | | | | | | | | | | | | | | | | | | | | | | | | | | | | | | | | | | | | | | | | | | | | | | | | | | | | | | | | | | | | | | | | | | | | | | |
| VL1166A0 | BB6-AR6 L FITTING | 4 | PZ | | | | | | | | | | | | | | | | | | | | | | | | | | | | | | | | | | | | | | | | | | | | | | | | | | | | | | | | | | | | | | | | | | | | | | | | | | | | | | | | | | | | | | | | | | | | | |
| VL1167A0 | | 1 | PZ | | | | | | | | | | | | | | | | | | | | | | | | | | | | | | | | | | | | | | | | | | | | | | | | | | | | | | | | | | | | | | | | | | | | | | | | | | | | | | | | | | | | | | | | | | | | | |
| VL1167A1 | | 1 | PZ | | | | | | | | | | | | | | | | | | | | | | | | | | | | | | | | | | | | | | | | | | | | | | | | | | | | | | | | | | | | | | | | | | | | | | | | | | | | | | | | | | | | | | | | | | | | | |
| VL1167A2 | GN21 3 ROTOR ARMS B-B FLOW RESTRICTOR | 1 | PZ | | | | | | | | | | | | | | | | | | | | | | | | | | | | | | | | | | | | | | | | | | | | | | | | | | | | | | | | | | | | | | | | | | | | | | | | | | | | | | | | | | | | | | | | | | | | | |
| VL1174C0 | D1.2 MM CALIBRATED NOZZLE | 1 | PZ | | | | | | | | | | | | | | | | | | | | | | | | | | | | | | | | | | | | | | | | | | | | | | | | | | | | | | | | | | | | | | | | | | | | | | | | | | | | | | | | | | | | | | | | | | | | | |
| VL1185A0 | 2 WAYS PLUS WASHING DISTRIBUTOR | 1 | PZ | | | | | | | | | | | | | | | | | | | | | | | | | | | | | | | | | | | | | | | | | | | | | | | | | | | | | | | | | | | | | | | | | | | | | | | | | | | | | | | | | | | | | | | | | | | | | |
| VL1186A0 | 3 WAYS PLUS WASHING DISTRIBUTOR | 1 | PZ | | | | | | | | | | | | | | | | | | | | | | | | | | | | | | | | | | | | | | | | | | | | | | | | | | | | | | | | | | | | | | | | | | | | | | | | | | | | | | | | | | | | | | | | | | | | | |
| VL1190A0 | PLUS WASHING SYSTEM INLET DISTRIBUTOR | 1 | PZ | | | | | | | | | | | | | | | | | | | | | | | | | | | | | | | | | | | | | | | | | | | | | | | | | | | | | | | | | | | | | | | | | | | | | | | | | | | | | | | | | | | | | | | | | | | | | |
| VM1605A0 | CLIP TWIST LOCK DIAM. 10,2-12,7 MM | 3 | PZ | | | | | | | | | | | | | | | | | | | | | | | | | | | | | | | | | | | | | | | | | | | | | | | | | | | | | | | | | | | | | | | | | | | | | | | | | | | | | | | | | | | | | | | | | | | | | |
| VM2172A0 | PUMP-WITH-CI RCUIT LOCKING PIN | 9 | PZ | | | | | | | | | | | | | | | | | | | | | | | | | | | | | | | | | | | | | | | | | | | | | | | | | | | | | | | | | | | | | | | | | | | | | | | | | | | | | | | | | | | | | | | | | | | | | |
| Code | Description | Qty | UOM | | | | | | | | | | | | | | | | | | | | | | | | | | | | | | | | | | | | | | | | | | | | | | | | | | | | | | | | | | | | | | | | | | | | | | | | | | | | | | | | | | | | | | | | | | | | | |
| 0H2143A0 | LAMIERA BLOCCA VNR VL1128 | 2 | PZ | | | | | | | | | | | | | | | | | | | | | | | | | | | | | | | | | | | | | | | | | | | | | | | | | | | | | | | | | | | | | | | | | | | | | | | | | | | | | | | | | | | | | | | | | | | | | |
| 0H2168A0 | | 1 | PZ | | | | | | | | | | | | | | | | | | | | | | | | | | | | | | | | | | | | | | | | | | | | | | | | | | | | | | | | | | | | | | | | | | | | | | | | | | | | | | | | | | | | | | | | | | | | | |
| 0H2354A0 | XEVC-XEVL WASHING CIRCUIT PLAT | 1 | PZ | | | | | | | | | | | | | | | | | | | | | | | | | | | | | | | | | | | | | | | | | | | | | | | | | | | | | | | | | | | | | | | | | | | | | | | | | | | | | | | | | | | | | | | | | | | | | |
| EL1220A0 | JG STRAIGHT CONNECTION Ø8F-Ø8F | 3 | PZ | | | | | | | | | | | | | | | | | | | | | | | | | | | | | | | | | | | | | | | | | | | | | | | | | | | | | | | | | | | | | | | | | | | | | | | | | | | | | | | | | | | | | | | | | | | | | |
| EL1440A0 | WATER SELF CLEANING VALVE | 4 | PZ | | | | | | | | | | | | | | | | | | | | | | | | | | | | | | | | | | | | | | | | | | | | | | | | | | | | | | | | | | | | | | | | | | | | | | | | | | | | | | | | | | | | | | | | | | | | | |
| GN1526A0 | INT. D.=6.9 TH=1.8 O-RIN | 9 | PZ | | | | | | | | | | | | | | | | | | | | | | | | | | | | | | | | | | | | | | | | | | | | | | | | | | | | | | | | | | | | | | | | | | | | | | | | | | | | | | | | | | | | | | | | | | | | | |
| RC1018A0 | ZINC PLATED D12 ELASTIC CLAMP | 2 | PZ | | | | | | | | | | | | | | | | | | | | | | | | | | | | | | | | | | | | | | | | | | | | | | | | | | | | | | | | | | | | | | | | | | | | | | | | | | | | | | | | | | | | | | | | | | | | | |






| COMPONENT | | | SPARE PART | | | | | | | | | | | | | | | | | | | | | | | | | | | | | | | | | | | | | | | | | | | | | | | | | | | | | | | | | | | | | | | | | | | | | | | | | | | | | | | | | | |
|-----------|--|---|------------|--|---|------|-------------|-----|-----|----------|-----------------------|----|----|----------|--------------|---|----|----------|------------------------|---|----|----------|--------------------|---|----|----------|--|---|----|----------|--|-------|---|----------|--|-------|---|----------|-------------------|---|----|----------|---|---|----|----------|---|---|----|----------|-------------------------------------|---|----|----------|--|---|----|----------|--|---|----|----------|--|---|----|----------|--------------------------|---|----|----------|--------------------------|---|----|----------|--------------------------------|---|----|----------|--------------------------------|---|----|----------|----------------------|---|----|
| Code | Description | Image | Code | Description | Components list | | | | | | | | | | | | | | | | | | | | | | | | | | | | | | | | | | | | | | | | | | | | | | | | | | | | | | | | | | | | | | | | | | | | | | | | | | | | | | | | |
| VL1186A | 3 WAYS PLUS WASHING DISTRIBUTOR |  | KVL1184A | 2 ROTOR ARMS PLUS EU CLEANING SYSTEM KIT | <table border="1"> <thead> <tr> <th>Code</th> <th>Description</th> <th>Qty</th> <th>UOM</th> </tr> </thead> <tbody> <tr> <td>RC1019A0</td> <td>D=10 ELASTIC CLAMP</td> <td>21</td> <td>PZ</td> </tr> <tr> <td>RC1130A0</td> <td>130X2,6 CLAM</td> <td>7</td> <td>PZ</td> </tr> <tr> <td>RC1131A0</td> <td>200X2.6 BLACK CLAMP</td> <td>3</td> <td>PZ</td> </tr> <tr> <td>RC1242A0</td> <td>D=10 CLOSED CAP</td> <td>2</td> <td>PZ</td> </tr> <tr> <td>RC1356A0</td> <td>"STRAIGHT THREADED FEMALE END 8X1/4" BS</td> <td>1</td> <td>PZ</td> </tr> <tr> <td>TB2820A0</td> <td>6X10 EPDM PIPE FOR WASHING SYSTEM</td> <td>2.400</td> <td>M</td> </tr> <tr> <td>TB3132A0</td> <td>WHITE-BLUE EPDM TEXTILE BRAID HOSE 6X12</td> <td>1.220</td> <td>M</td> </tr> <tr> <td>VL1019A0</td> <td>VIBRATION PUMP</td> <td>1</td> <td>PZ</td> </tr> <tr> <td>VL1046A1</td> <td>D6 PIPE HOLDER - D6 J.G. TERMINAL</td> <td>3</td> <td>PZ</td> </tr> <tr> <td>VL1047A1</td> <td>D6 PIPE HOLDER - D8 J.G. TERMINAL</td> <td>1</td> <td>PZ</td> </tr> <tr> <td>VL1065A1</td> <td>1/4 MALE N.O. PRESSURE SWITCH</td> <td>1</td> <td>PZ</td> </tr> <tr> <td>VL1067A0</td> <td>WASHING SYSTEM INLETS DISTRIBUTOR</td> <td>1</td> <td>PZ</td> </tr> <tr> <td>VL1092A0</td> <td>WASHING SYSTEM OUTLET DOUBLE DISTRIBUTOR</td> <td>1</td> <td>PZ</td> </tr> <tr> <td>VL1102A1</td> <td>DETERGENT LINE FILTER + BARBED VNR 6 MM</td> <td>1</td> <td>PZ</td> </tr> <tr> <td>VL1128A0</td> <td>D6 BARBED CHECK VALVE</td> <td>2</td> <td>PZ</td> </tr> <tr> <td>VL1128A1</td> <td>D6 BARBED CHECK VALVE</td> <td>2</td> <td>PZ</td> </tr> <tr> <td>VL1141A1</td> <td>STRAIGHT CONNECT BB6-BB6</td> <td>1</td> <td>PZ</td> </tr> <tr> <td>VL1165A0</td> <td>BB6-AR6 STRAIGHT FITTING</td> <td>4</td> <td>PZ</td> </tr> <tr> <td>VL1166A0</td> <td>BB6-AR6 L FITTING</td> <td>4</td> <td>PZ</td> </tr> </tbody> </table> | Code | Description | Qty | UOM | RC1019A0 | D=10 ELASTIC CLAMP | 21 | PZ | RC1130A0 | 130X2,6 CLAM | 7 | PZ | RC1131A0 | 200X2.6 BLACK CLAMP | 3 | PZ | RC1242A0 | D=10 CLOSED CAP | 2 | PZ | RC1356A0 | "STRAIGHT THREADED FEMALE END 8X1/4" BS | 1 | PZ | TB2820A0 | 6X10 EPDM PIPE FOR WASHING SYSTEM | 2.400 | M | TB3132A0 | WHITE-BLUE EPDM TEXTILE BRAID HOSE 6X12 | 1.220 | M | VL1019A0 | VIBRATION PUMP | 1 | PZ | VL1046A1 | D6 PIPE HOLDER - D6 J.G. TERMINAL | 3 | PZ | VL1047A1 | D6 PIPE HOLDER - D8 J.G. TERMINAL | 1 | PZ | VL1065A1 | 1/4 MALE N.O. PRESSURE SWITCH | 1 | PZ | VL1067A0 | WASHING SYSTEM INLETS DISTRIBUTOR | 1 | PZ | VL1092A0 | WASHING SYSTEM OUTLET DOUBLE DISTRIBUTOR | 1 | PZ | VL1102A1 | DETERGENT LINE FILTER + BARBED VNR 6 MM | 1 | PZ | VL1128A0 | D6 BARBED CHECK VALVE | 2 | PZ | VL1128A1 | D6 BARBED CHECK VALVE | 2 | PZ | VL1141A1 | STRAIGHT CONNECT BB6-BB6 | 1 | PZ | VL1165A0 | BB6-AR6 STRAIGHT FITTING | 4 | PZ | VL1166A0 | BB6-AR6 L FITTING | 4 | PZ |
| Code | Description | Qty | UOM | | | | | | | | | | | | | | | | | | | | | | | | | | | | | | | | | | | | | | | | | | | | | | | | | | | | | | | | | | | | | | | | | | | | | | | | | | | | | | | | | | |
| RC1019A0 | D=10 ELASTIC CLAMP | 21 | PZ | | | | | | | | | | | | | | | | | | | | | | | | | | | | | | | | | | | | | | | | | | | | | | | | | | | | | | | | | | | | | | | | | | | | | | | | | | | | | | | | | | |
| RC1130A0 | 130X2,6 CLAM | 7 | PZ | | | | | | | | | | | | | | | | | | | | | | | | | | | | | | | | | | | | | | | | | | | | | | | | | | | | | | | | | | | | | | | | | | | | | | | | | | | | | | | | | | |
| RC1131A0 | 200X2.6 BLACK CLAMP | 3 | PZ | | | | | | | | | | | | | | | | | | | | | | | | | | | | | | | | | | | | | | | | | | | | | | | | | | | | | | | | | | | | | | | | | | | | | | | | | | | | | | | | | | |
| RC1242A0 | D=10 CLOSED CAP | 2 | PZ | | | | | | | | | | | | | | | | | | | | | | | | | | | | | | | | | | | | | | | | | | | | | | | | | | | | | | | | | | | | | | | | | | | | | | | | | | | | | | | | | | |
| RC1356A0 | "STRAIGHT THREADED FEMALE END 8X1/4" BS | 1 | PZ | | | | | | | | | | | | | | | | | | | | | | | | | | | | | | | | | | | | | | | | | | | | | | | | | | | | | | | | | | | | | | | | | | | | | | | | | | | | | | | | | | |
| TB2820A0 | 6X10 EPDM PIPE FOR WASHING SYSTEM | 2.400 | M | | | | | | | | | | | | | | | | | | | | | | | | | | | | | | | | | | | | | | | | | | | | | | | | | | | | | | | | | | | | | | | | | | | | | | | | | | | | | | | | | | |
| TB3132A0 | WHITE-BLUE EPDM TEXTILE BRAID HOSE 6X12 | 1.220 | M | | | | | | | | | | | | | | | | | | | | | | | | | | | | | | | | | | | | | | | | | | | | | | | | | | | | | | | | | | | | | | | | | | | | | | | | | | | | | | | | | | |
| VL1019A0 | VIBRATION PUMP | 1 | PZ | | | | | | | | | | | | | | | | | | | | | | | | | | | | | | | | | | | | | | | | | | | | | | | | | | | | | | | | | | | | | | | | | | | | | | | | | | | | | | | | | | |
| VL1046A1 | D6 PIPE HOLDER - D6 J.G. TERMINAL | 3 | PZ | | | | | | | | | | | | | | | | | | | | | | | | | | | | | | | | | | | | | | | | | | | | | | | | | | | | | | | | | | | | | | | | | | | | | | | | | | | | | | | | | | |
| VL1047A1 | D6 PIPE HOLDER - D8 J.G. TERMINAL | 1 | PZ | | | | | | | | | | | | | | | | | | | | | | | | | | | | | | | | | | | | | | | | | | | | | | | | | | | | | | | | | | | | | | | | | | | | | | | | | | | | | | | | | | |
| VL1065A1 | 1/4 MALE N.O. PRESSURE SWITCH | 1 | PZ | | | | | | | | | | | | | | | | | | | | | | | | | | | | | | | | | | | | | | | | | | | | | | | | | | | | | | | | | | | | | | | | | | | | | | | | | | | | | | | | | | |
| VL1067A0 | WASHING SYSTEM INLETS DISTRIBUTOR | 1 | PZ | | | | | | | | | | | | | | | | | | | | | | | | | | | | | | | | | | | | | | | | | | | | | | | | | | | | | | | | | | | | | | | | | | | | | | | | | | | | | | | | | | |
| VL1092A0 | WASHING SYSTEM OUTLET DOUBLE DISTRIBUTOR | 1 | PZ | | | | | | | | | | | | | | | | | | | | | | | | | | | | | | | | | | | | | | | | | | | | | | | | | | | | | | | | | | | | | | | | | | | | | | | | | | | | | | | | | | |
| VL1102A1 | DETERGENT LINE FILTER + BARBED VNR 6 MM | 1 | PZ | | | | | | | | | | | | | | | | | | | | | | | | | | | | | | | | | | | | | | | | | | | | | | | | | | | | | | | | | | | | | | | | | | | | | | | | | | | | | | | | | | |
| VL1128A0 | D6 BARBED CHECK VALVE | 2 | PZ | | | | | | | | | | | | | | | | | | | | | | | | | | | | | | | | | | | | | | | | | | | | | | | | | | | | | | | | | | | | | | | | | | | | | | | | | | | | | | | | | | |
| VL1128A1 | D6 BARBED CHECK VALVE | 2 | PZ | | | | | | | | | | | | | | | | | | | | | | | | | | | | | | | | | | | | | | | | | | | | | | | | | | | | | | | | | | | | | | | | | | | | | | | | | | | | | | | | | | |
| VL1141A1 | STRAIGHT CONNECT BB6-BB6 | 1 | PZ | | | | | | | | | | | | | | | | | | | | | | | | | | | | | | | | | | | | | | | | | | | | | | | | | | | | | | | | | | | | | | | | | | | | | | | | | | | | | | | | | | |
| VL1165A0 | BB6-AR6 STRAIGHT FITTING | 4 | PZ | | | | | | | | | | | | | | | | | | | | | | | | | | | | | | | | | | | | | | | | | | | | | | | | | | | | | | | | | | | | | | | | | | | | | | | | | | | | | | | | | | |
| VL1166A0 | BB6-AR6 L FITTING | 4 | PZ | | | | | | | | | | | | | | | | | | | | | | | | | | | | | | | | | | | | | | | | | | | | | | | | | | | | | | | | | | | | | | | | | | | | | | | | | | | | | | | | | | |

| COMPONENT | | | SPARE PART | | | | | | | | | | | | | | | | | | | | | | | | | | | | | | | | | | | | | | | | | | | | | | | | | | | |
|-----------|---|---|------------|--|--|------|-------------|--------------------------|-----|----------|---------------------------|--------------------|----|----------|---------------------------------|--------------|----|----------|---------------------------------------|---------------------|----|----------|------------------------------------|-----------------|----|----------|--------------------------------|-----------------------------------|-------|---|----------|----------------|---|----|----------|-----------------------|---|----|----------|---------------------------|---|----|----------|---------------------------------|---|----|----------|---------------------------------------|---|----|----------|--------------------------------|---|----|
| Code | Description | Image | Code | Description | Components list | | | | | | | | | | | | | | | | | | | | | | | | | | | | | | | | | | | | | | | | | | | | | | | | | |
| VL1186A | 3 WAYS PLUS WASHING DISTRIBUTOR |  | KVL1184A | 2 ROTOR ARMS PLUS EU CLEANING SYSTEM KIT | <table border="1"> <thead> <tr> <th>Code</th> <th>Description</th> <th>Qty</th> <th>UOM</th> </tr> </thead> <tbody> <tr> <td>VL1174C0</td> <td>D1.2 MM CALIBRATED NOZZLE</td> <td>1</td> <td>PZ</td> </tr> <tr> <td>VL1186A0</td> <td>3 WAYS PLUS WASHING DISTRIBUTOR</td> <td>1</td> <td>PZ</td> </tr> <tr> <td>VL1190A0</td> <td>PLUS WASHING SYSTEM INLET DISTRIBUTOR</td> <td>1</td> <td>PZ</td> </tr> <tr> <td>VM1605A0</td> <td>CLIP TWIST LOCK DIAM. 10,2-12,7 MM</td> <td>4</td> <td>PZ</td> </tr> <tr> <td>VM2172A0</td> <td>PUMP-WITH-CI RCUIT LOCKING PIN</td> <td>9</td> <td>PZ</td> </tr> </tbody> </table> | Code | Description | Qty | UOM | VL1174C0 | D1.2 MM CALIBRATED NOZZLE | 1 | PZ | VL1186A0 | 3 WAYS PLUS WASHING DISTRIBUTOR | 1 | PZ | VL1190A0 | PLUS WASHING SYSTEM INLET DISTRIBUTOR | 1 | PZ | VM1605A0 | CLIP TWIST LOCK DIAM. 10,2-12,7 MM | 4 | PZ | VM2172A0 | PUMP-WITH-CI RCUIT LOCKING PIN | 9 | PZ | | | | | | | | | | | | | | | | | | | | | | | | | |
| | | | Code | Description | Qty | UOM | | | | | | | | | | | | | | | | | | | | | | | | | | | | | | | | | | | | | | | | | | | | | | | | |
| VL1174C0 | D1.2 MM CALIBRATED NOZZLE | 1 | PZ | | | | | | | | | | | | | | | | | | | | | | | | | | | | | | | | | | | | | | | | | | | | | | | | | | | |
| VL1186A0 | 3 WAYS PLUS WASHING DISTRIBUTOR | 1 | PZ | | | | | | | | | | | | | | | | | | | | | | | | | | | | | | | | | | | | | | | | | | | | | | | | | | | |
| VL1190A0 | PLUS WASHING SYSTEM INLET DISTRIBUTOR | 1 | PZ | | | | | | | | | | | | | | | | | | | | | | | | | | | | | | | | | | | | | | | | | | | | | | | | | | | |
| VM1605A0 | CLIP TWIST LOCK DIAM. 10,2-12,7 MM | 4 | PZ | | | | | | | | | | | | | | | | | | | | | | | | | | | | | | | | | | | | | | | | | | | | | | | | | | | |
| VM2172A0 | PUMP-WITH-CI RCUIT LOCKING PIN | 9 | PZ | | | | | | | | | | | | | | | | | | | | | | | | | | | | | | | | | | | | | | | | | | | | | | | | | | | |
| KVL0684A | 2-3 ROTOR ARM PLUS WASH PUMP+NOZZLE KIT | <table border="1"> <thead> <tr> <th>Code</th> <th>Description</th> <th>Qty</th> <th>UOM</th> </tr> </thead> <tbody> <tr> <td>GN1526A0</td> <td>INT. D.=6.9 TH=1.8 O-RIN</td> <td>4</td> <td>PZ</td> </tr> <tr> <td>RC1019A0</td> <td>D=10 ELASTIC CLAMP</td> <td>4</td> <td>PZ</td> </tr> <tr> <td>RC1130A0</td> <td>130X2,6 CLAM</td> <td>1</td> <td>PZ</td> </tr> <tr> <td>RC1131A0</td> <td>200X2,6 BLACK CLAMP</td> <td>3</td> <td>PZ</td> </tr> <tr> <td>RC1242A0</td> <td>D=10 CLOSED CAP</td> <td>2</td> <td>PZ</td> </tr> <tr> <td>TB2820A0</td> <td>6X10 EPDM PIPE FOR WASHING SYSTEM</td> <td>0.120</td> <td>M</td> </tr> <tr> <td>VL1019A0</td> <td>VIBRATION PUMP</td> <td>1</td> <td>PZ</td> </tr> <tr> <td>VL1128A1</td> <td>D6 BARBED CHECK VALVE</td> <td>1</td> <td>PZ</td> </tr> <tr> <td>VL1174C0</td> <td>D1.2 MM CALIBRATED NOZZLE</td> <td>1</td> <td>PZ</td> </tr> <tr> <td>VL1186A0</td> <td>3 WAYS PLUS WASHING DISTRIBUTOR</td> <td>1</td> <td>PZ</td> </tr> <tr> <td>VL1190A0</td> <td>PLUS WASHING SYSTEM INLET DISTRIBUTOR</td> <td>1</td> <td>PZ</td> </tr> <tr> <td>VM2172A0</td> <td>PUMP-WITH-CI RCUIT LOCKING PIN</td> <td>1</td> <td>PZ</td> </tr> </tbody> </table> | Code | Description | Qty | UOM | GN1526A0 | INT. D.=6.9 TH=1.8 O-RIN | 4 | PZ | RC1019A0 | D=10 ELASTIC CLAMP | 4 | PZ | RC1130A0 | 130X2,6 CLAM | 1 | PZ | RC1131A0 | 200X2,6 BLACK CLAMP | 3 | PZ | RC1242A0 | D=10 CLOSED CAP | 2 | PZ | TB2820A0 | 6X10 EPDM PIPE FOR WASHING SYSTEM | 0.120 | M | VL1019A0 | VIBRATION PUMP | 1 | PZ | VL1128A1 | D6 BARBED CHECK VALVE | 1 | PZ | VL1174C0 | D1.2 MM CALIBRATED NOZZLE | 1 | PZ | VL1186A0 | 3 WAYS PLUS WASHING DISTRIBUTOR | 1 | PZ | VL1190A0 | PLUS WASHING SYSTEM INLET DISTRIBUTOR | 1 | PZ | VM2172A0 | PUMP-WITH-CI RCUIT LOCKING PIN | 1 | PZ |
| Code | Description | Qty | UOM | | | | | | | | | | | | | | | | | | | | | | | | | | | | | | | | | | | | | | | | | | | | | | | | | | | |
| GN1526A0 | INT. D.=6.9 TH=1.8 O-RIN | 4 | PZ | | | | | | | | | | | | | | | | | | | | | | | | | | | | | | | | | | | | | | | | | | | | | | | | | | | |
| RC1019A0 | D=10 ELASTIC CLAMP | 4 | PZ | | | | | | | | | | | | | | | | | | | | | | | | | | | | | | | | | | | | | | | | | | | | | | | | | | | |
| RC1130A0 | 130X2,6 CLAM | 1 | PZ | | | | | | | | | | | | | | | | | | | | | | | | | | | | | | | | | | | | | | | | | | | | | | | | | | | |
| RC1131A0 | 200X2,6 BLACK CLAMP | 3 | PZ | | | | | | | | | | | | | | | | | | | | | | | | | | | | | | | | | | | | | | | | | | | | | | | | | | | |
| RC1242A0 | D=10 CLOSED CAP | 2 | PZ | | | | | | | | | | | | | | | | | | | | | | | | | | | | | | | | | | | | | | | | | | | | | | | | | | | |
| TB2820A0 | 6X10 EPDM PIPE FOR WASHING SYSTEM | 0.120 | M | | | | | | | | | | | | | | | | | | | | | | | | | | | | | | | | | | | | | | | | | | | | | | | | | | | |
| VL1019A0 | VIBRATION PUMP | 1 | PZ | | | | | | | | | | | | | | | | | | | | | | | | | | | | | | | | | | | | | | | | | | | | | | | | | | | |
| VL1128A1 | D6 BARBED CHECK VALVE | 1 | PZ | | | | | | | | | | | | | | | | | | | | | | | | | | | | | | | | | | | | | | | | | | | | | | | | | | | |
| VL1174C0 | D1.2 MM CALIBRATED NOZZLE | 1 | PZ | | | | | | | | | | | | | | | | | | | | | | | | | | | | | | | | | | | | | | | | | | | | | | | | | | | |
| VL1186A0 | 3 WAYS PLUS WASHING DISTRIBUTOR | 1 | PZ | | | | | | | | | | | | | | | | | | | | | | | | | | | | | | | | | | | | | | | | | | | | | | | | | | | |
| VL1190A0 | PLUS WASHING SYSTEM INLET DISTRIBUTOR | 1 | PZ | | | | | | | | | | | | | | | | | | | | | | | | | | | | | | | | | | | | | | | | | | | | | | | | | | | |
| VM2172A0 | PUMP-WITH-CI RCUIT LOCKING PIN | 1 | PZ | | | | | | | | | | | | | | | | | | | | | | | | | | | | | | | | | | | | | | | | | | | | | | | | | | | |






| COMPONENT | | | SPARE PART | | | | | | | | | | | | | | | | | | |
|-----------|-----------------------------------|-------|------------|---------------------------------------|--|------|-------------|-----|-----|----------|----------------------------------|-------|---|----------|----------------------------|----|----|----------|----------------------------|----|----|
| Code | Description | Image | Code | Description | Components list | | | | | | | | | | | | | | | | |
| VM2172A | PUMP-WITH-CIRCUIT LOCKING PIN | | VM2172A0 | PUMP-WITH-CIRCUIT LOCKING PIN | | | | | | | | | | | | | | | | | |
| VL1214A | | | VL1214A0 | | | | | | | | | | | | | | | | | | |
| VM1630A | INTERNAL GLASS PUSHING CAP | | KVM1630A | CAP FOR INTERNAL GLASS 10 PCS KIT | <table border="1"> <thead> <tr> <th>Code</th> <th>Description</th> <th>Qty</th> <th>UOM</th> </tr> </thead> <tbody> <tr> <td>VM1224A0</td> <td>65MY 220MM 2 COLOURS SHRINK TUBE</td> <td>0.200</td> <td>M</td> </tr> <tr> <td>VM1630A0</td> <td>INTERNAL GLASS PUSHING CAP</td> <td>10</td> <td>PZ</td> </tr> <tr> <td>VM1630A1</td> <td>INTERNAL GLASS PUSHING CAP</td> <td>10</td> <td>PZ</td> </tr> </tbody> </table> | Code | Description | Qty | UOM | VM1224A0 | 65MY 220MM 2 COLOURS SHRINK TUBE | 0.200 | M | VM1630A0 | INTERNAL GLASS PUSHING CAP | 10 | PZ | VM1630A1 | INTERNAL GLASS PUSHING CAP | 10 | PZ |
| Code | Description | Qty | UOM | | | | | | | | | | | | | | | | | | |
| VM1224A0 | 65MY 220MM 2 COLOURS SHRINK TUBE | 0.200 | M | | | | | | | | | | | | | | | | | | |
| VM1630A0 | INTERNAL GLASS PUSHING CAP | 10 | PZ | | | | | | | | | | | | | | | | | | |
| VM1630A1 | INTERNAL GLASS PUSHING CAP | 10 | PZ | | | | | | | | | | | | | | | | | | |
| VM1308B | BIG XEVL FRONT DOOR PUSHING PLATE | | KVM1308B | BIG XEVL FRONT DOOR PUSHING PLATE KIT | | | | | | | | | | | | | | | | | |
| VM1630A | INTERNAL GLASS PUSHING CAP | | KVM1630A | CAP FOR INTERNAL GLASS 10 PCS KIT | <table border="1"> <thead> <tr> <th>Code</th> <th>Description</th> <th>Qty</th> <th>UOM</th> </tr> </thead> <tbody> <tr> <td>VM1224A0</td> <td>65MY 220MM 2 COLOURS SHRINK TUBE</td> <td>0.200</td> <td>M</td> </tr> <tr> <td>VM1630A0</td> <td>INTERNAL GLASS PUSHING CAP</td> <td>10</td> <td>PZ</td> </tr> <tr> <td>VM1630A1</td> <td>INTERNAL GLASS PUSHING CAP</td> <td>10</td> <td>PZ</td> </tr> </tbody> </table> | Code | Description | Qty | UOM | VM1224A0 | 65MY 220MM 2 COLOURS SHRINK TUBE | 0.200 | M | VM1630A0 | INTERNAL GLASS PUSHING CAP | 10 | PZ | VM1630A1 | INTERNAL GLASS PUSHING CAP | 10 | PZ |
| Code | Description | Qty | UOM | | | | | | | | | | | | | | | | | | |
| VM1224A0 | 65MY 220MM 2 COLOURS SHRINK TUBE | 0.200 | M | | | | | | | | | | | | | | | | | | |
| VM1630A0 | INTERNAL GLASS PUSHING CAP | 10 | PZ | | | | | | | | | | | | | | | | | | |
| VM1630A1 | INTERNAL GLASS PUSHING CAP | 10 | PZ | | | | | | | | | | | | | | | | | | |



| COMPONENT | | | SPARE PART | | | | | | | | | | | | | | | | | | | | | | |
|-----------|--|---|------------|--|--|------|-------------|-----|-----|----------|--------------------------------|---|----|----------|----------------------------------|-------|---|----------|------------------------------------|---|----|----------|------------------------------|---|----|
| Code | Description | Image | Code | Description | Components list | | | | | | | | | | | | | | | | | | | | |
| VM1309B | BIG XEVL FRONT DOOR SLOTTED PUSHING PLAT |  | KVM1309A | BIG-L DOOR PUSHING BRACKET WITH HOLE KIT | <table border="1"> <thead> <tr> <th>Code</th> <th>Description</th> <th>Qty</th> <th>UOM</th> </tr> </thead> <tbody> <tr> <td>VI1220A1</td> <td>4,2X12 TCB SELF-TAPPIN G SCREW</td> <td>1</td> <td>PZ</td> </tr> <tr> <td>VM1224A0</td> <td>65MY 220MM 2 COLOURS SHRINK TUBE</td> <td>0.250</td> <td>M</td> </tr> <tr> <td>VM1309A0</td> <td>BIG DOOR PUSHING BRACKET WITH RING</td> <td>1</td> <td>PZ</td> </tr> <tr> <td>VM1631A0</td> <td>PLUS INNER GLASS PUSHING CAP</td> <td>1</td> <td>PZ</td> </tr> </tbody> </table> | Code | Description | Qty | UOM | VI1220A1 | 4,2X12 TCB SELF-TAPPIN G SCREW | 1 | PZ | VM1224A0 | 65MY 220MM 2 COLOURS SHRINK TUBE | 0.250 | M | VM1309A0 | BIG DOOR PUSHING BRACKET WITH RING | 1 | PZ | VM1631A0 | PLUS INNER GLASS PUSHING CAP | 1 | PZ |
| Code | Description | Qty | UOM | | | | | | | | | | | | | | | | | | | | | | |
| VI1220A1 | 4,2X12 TCB SELF-TAPPIN G SCREW | 1 | PZ | | | | | | | | | | | | | | | | | | | | | | |
| VM1224A0 | 65MY 220MM 2 COLOURS SHRINK TUBE | 0.250 | M | | | | | | | | | | | | | | | | | | | | | | |
| VM1309A0 | BIG DOOR PUSHING BRACKET WITH RING | 1 | PZ | | | | | | | | | | | | | | | | | | | | | | |
| VM1631A0 | PLUS INNER GLASS PUSHING CAP | 1 | PZ | | | | | | | | | | | | | | | | | | | | | | |
| 0D2487B | XEVL-2011 RIGHT OPENING RIGHT SID |  | 0D2487B0 | XEVL-2011 RIGHT OPENING RIGHT SID | | | | | | | | | | | | | | | | | | | | | |
| VM2612A | BIG S. HINGE PIN |  | VM2612A0 | BIG S. HINGE PIN | | | | | | | | | | | | | | | | | | | | | |
| VM2568A | BIG LEFT FRAME COVER |  | VM2568A0 | BIG LEFT FRAME COVER | | | | | | | | | | | | | | | | | | | | | |
| VM2569A | BIG RIGHT FRAME COVER |  | VM2569A0 | BIG RIGHT FRAME COVER | | | | | | | | | | | | | | | | | | | | | |








| COMPONENT | | | SPARE PART | | | | | | | | | | | | | | | | | | | | | | |
|-----------|-----------------------------------|---|------------|----------------------------|---|------|-------------|-----|-----|----------|----------------------------------|-------|----|----------|----------------------------------|-------|----|----------|-----------------------------------|---|----|----------|------------------------|---|----|
| Code | Description | Image | Code | Description | Components list | | | | | | | | | | | | | | | | | | | | |
| VM2559A | BIG DOOR HOLDING RAMP |  | KVM2559A | BIG-L DOOR SUPPORT RAMP KI | <table border="1"> <thead> <tr> <th>Code</th> <th>Description</th> <th>Qty</th> <th>UOM</th> </tr> </thead> <tbody> <tr> <td>VI1220A1</td> <td>4,2X12 TCB SELF-TAPPIN G SCREW</td> <td>2</td> <td>PZ</td> </tr> <tr> <td>VM1224A0</td> <td>65MY 220MM 2 COLOURS SHRINK TUBE</td> <td>0.010</td> <td>M</td> </tr> <tr> <td>VM2559A1</td> <td></td> <td>1</td> <td>PZ</td> </tr> <tr> <td>VM2559A2</td> <td>BIG DOOR HOLDING RAM</td> <td>1</td> <td>PZ</td> </tr> </tbody> </table> | Code | Description | Qty | UOM | VI1220A1 | 4,2X12 TCB SELF-TAPPIN G SCREW | 2 | PZ | VM1224A0 | 65MY 220MM 2 COLOURS SHRINK TUBE | 0.010 | M | VM2559A1 | | 1 | PZ | VM2559A2 | BIG DOOR HOLDING RAM | 1 | PZ |
| Code | Description | Qty | UOM | | | | | | | | | | | | | | | | | | | | | | |
| VI1220A1 | 4,2X12 TCB SELF-TAPPIN G SCREW | 2 | PZ | | | | | | | | | | | | | | | | | | | | | | |
| VM1224A0 | 65MY 220MM 2 COLOURS SHRINK TUBE | 0.010 | M | | | | | | | | | | | | | | | | | | | | | | |
| VM2559A1 | | 1 | PZ | | | | | | | | | | | | | | | | | | | | | | |
| VM2559A2 | BIG DOOR HOLDING RAM | 1 | PZ | | | | | | | | | | | | | | | | | | | | | | |
| VM2599A | BIG FRAME COVER CAP |  | VM2599A1 | BIG FRAME COVER CAP | | | | | | | | | | | | | | | | | | | | | |
| PD1011A | |  | PD1011A0 | | | | | | | | | | | | | | | | | | | | | | |
| VP1008A | TB 50 LEFT THREADED FOOT SUPPORT |  | KPD1011A | BIG-L FOOT KIT | <table border="1"> <thead> <tr> <th>Code</th> <th>Description</th> <th>Qty</th> <th>UOM</th> </tr> </thead> <tbody> <tr> <td>VM1224A0</td> <td>65MY 220MM 2 COLOURS SHRINK TUBE</td> <td>0.300</td> <td>M</td> </tr> <tr> <td>VP1008A0</td> <td>TB 50 LEFT THREADED FOOT SUPPORT</td> <td>1</td> <td>PZ</td> </tr> <tr> <td>VP1009A0</td> <td>TB 50 RIGHT THREADED FOOT SUPPORT</td> <td>1</td> <td>PZ</td> </tr> <tr> <td>VP1010A0</td> <td>THREADED FOOT FOR TB50</td> <td>1</td> <td>PZ</td> </tr> </tbody> </table> | Code | Description | Qty | UOM | VM1224A0 | 65MY 220MM 2 COLOURS SHRINK TUBE | 0.300 | M | VP1008A0 | TB 50 LEFT THREADED FOOT SUPPORT | 1 | PZ | VP1009A0 | TB 50 RIGHT THREADED FOOT SUPPORT | 1 | PZ | VP1010A0 | THREADED FOOT FOR TB50 | 1 | PZ |
| Code | Description | Qty | UOM | | | | | | | | | | | | | | | | | | | | | | |
| VM1224A0 | 65MY 220MM 2 COLOURS SHRINK TUBE | 0.300 | M | | | | | | | | | | | | | | | | | | | | | | |
| VP1008A0 | TB 50 LEFT THREADED FOOT SUPPORT | 1 | PZ | | | | | | | | | | | | | | | | | | | | | | |
| VP1009A0 | TB 50 RIGHT THREADED FOOT SUPPORT | 1 | PZ | | | | | | | | | | | | | | | | | | | | | | |
| VP1010A0 | THREADED FOOT FOR TB50 | 1 | PZ | | | | | | | | | | | | | | | | | | | | | | |

| COMPONENT | | | SPARE PART | | | | | | | | | | | | | | | | | | | | | | |
|---|---------------------------------------|---|------------|-------------------------------|---|----------------------------------|-------------|-----|----------|---------------------------------------|----------------------------------|-------|----------|-----------------------------------|---------------------------------------|----|----------|------------------------|-----------------------------------|----|----|----------|------------------------|---|----|
| Code | Description | Image | Code | Description | Components list | | | | | | | | | | | | | | | | | | | | |
| VP1009A | TB 50 RIGHT THREADED FOOT SUPPORT |  | KPD1011A | BIG-L FOOT KIT | <table border="1"> <thead> <tr> <th>Code</th> <th>Description</th> <th>Qty</th> <th>UOM</th> </tr> </thead> <tbody> <tr> <td>VM1224A0</td> <td>65MY 220MM 2 COLOURS SHRINK TUBE</td> <td>0.300</td> <td>M</td> </tr> <tr> <td>VP1008A0</td> <td>TB 50 LEFT THREADED FOOT SUPPORT</td> <td>1</td> <td>PZ</td> </tr> <tr> <td>VP1009A0</td> <td>TB 50 RIGHT THREADED FOOT SUPPORT</td> <td>1</td> <td>PZ</td> </tr> <tr> <td>VP1010A0</td> <td>THREADED FOOT FOR TB50</td> <td>1</td> <td>PZ</td> </tr> </tbody> </table> | Code | Description | Qty | UOM | VM1224A0 | 65MY 220MM 2 COLOURS SHRINK TUBE | 0.300 | M | VP1008A0 | TB 50 LEFT THREADED FOOT SUPPORT | 1 | PZ | VP1009A0 | TB 50 RIGHT THREADED FOOT SUPPORT | 1 | PZ | VP1010A0 | THREADED FOOT FOR TB50 | 1 | PZ |
| | | | | | Code | Description | Qty | UOM | | | | | | | | | | | | | | | | | |
| | | | | | VM1224A0 | 65MY 220MM 2 COLOURS SHRINK TUBE | 0.300 | M | | | | | | | | | | | | | | | | | |
| | | | | | VP1008A0 | TB 50 LEFT THREADED FOOT SUPPORT | 1 | PZ | | | | | | | | | | | | | | | | | |
| VP1009A0 | TB 50 RIGHT THREADED FOOT SUPPORT | 1 | PZ | | | | | | | | | | | | | | | | | | | | | | |
| VP1010A0 | THREADED FOOT FOR TB50 | 1 | PZ | | | | | | | | | | | | | | | | | | | | | | |
| <table border="1"> <thead> <tr> <th>Code</th> <th>Description</th> <th>Qty</th> <th>UOM</th> </tr> </thead> <tbody> <tr> <td>VM1224A0</td> <td>65MY 220MM 2 COLOURS SHRINK TUBE</td> <td>0.300</td> <td>M</td> </tr> <tr> <td>VP1008A0</td> <td>TB 50 LEFT THREADED FOOT SUPPORT</td> <td>1</td> <td>PZ</td> </tr> <tr> <td>VP1009A0</td> <td>TB 50 RIGHT THREADED FOOT SUPPORT</td> <td>1</td> <td>PZ</td> </tr> <tr> <td>VP1010A0</td> <td>THREADED FOOT FOR TB50</td> <td>1</td> <td>PZ</td> </tr> </tbody> </table> | Code | Description | Qty | UOM | VM1224A0 | 65MY 220MM 2 COLOURS SHRINK TUBE | 0.300 | M | VP1008A0 | TB 50 LEFT THREADED FOOT SUPPORT | 1 | PZ | VP1009A0 | TB 50 RIGHT THREADED FOOT SUPPORT | 1 | PZ | VP1010A0 | THREADED FOOT FOR TB50 | 1 | PZ | | | | | |
| Code | Description | Qty | UOM | | | | | | | | | | | | | | | | | | | | | | |
| VM1224A0 | 65MY 220MM 2 COLOURS SHRINK TUBE | 0.300 | M | | | | | | | | | | | | | | | | | | | | | | |
| VP1008A0 | TB 50 LEFT THREADED FOOT SUPPORT | 1 | PZ | | | | | | | | | | | | | | | | | | | | | | |
| VP1009A0 | TB 50 RIGHT THREADED FOOT SUPPORT | 1 | PZ | | | | | | | | | | | | | | | | | | | | | | |
| VP1010A0 | THREADED FOOT FOR TB50 | 1 | PZ | | | | | | | | | | | | | | | | | | | | | | |
| <table border="1"> <thead> <tr> <th>Code</th> <th>Description</th> <th>Qty</th> <th>UOM</th> </tr> </thead> <tbody> <tr> <td>VM1224A0</td> <td>65MY 220MM 2 COLOURS SHRINK TUBE</td> <td>0.300</td> <td>M</td> </tr> <tr> <td>VP1008A0</td> <td>TB 50 LEFT THREADED FOOT SUPPORT</td> <td>1</td> <td>PZ</td> </tr> <tr> <td>VP1009A0</td> <td>TB 50 RIGHT THREADED FOOT SUPPORT</td> <td>1</td> <td>PZ</td> </tr> <tr> <td>VP1010A0</td> <td>THREADED FOOT FOR TB50</td> <td>1</td> <td>PZ</td> </tr> </tbody> </table> | Code | Description | Qty | UOM | VM1224A0 | 65MY 220MM 2 COLOURS SHRINK TUBE | 0.300 | M | VP1008A0 | TB 50 LEFT THREADED FOOT SUPPORT | 1 | PZ | VP1009A0 | TB 50 RIGHT THREADED FOOT SUPPORT | 1 | PZ | VP1010A0 | THREADED FOOT FOR TB50 | 1 | PZ | | | | | |
| Code | Description | Qty | UOM | | | | | | | | | | | | | | | | | | | | | | |
| VM1224A0 | 65MY 220MM 2 COLOURS SHRINK TUBE | 0.300 | M | | | | | | | | | | | | | | | | | | | | | | |
| VP1008A0 | TB 50 LEFT THREADED FOOT SUPPORT | 1 | PZ | | | | | | | | | | | | | | | | | | | | | | |
| VP1009A0 | TB 50 RIGHT THREADED FOOT SUPPORT | 1 | PZ | | | | | | | | | | | | | | | | | | | | | | |
| VP1010A0 | THREADED FOOT FOR TB50 | 1 | PZ | | | | | | | | | | | | | | | | | | | | | | |
| <table border="1"> <thead> <tr> <th>Code</th> <th>Description</th> <th>Qty</th> <th>UOM</th> </tr> </thead> <tbody> <tr> <td>VM1224A0</td> <td>65MY 220MM 2 COLOURS SHRINK TUBE</td> <td>0.300</td> <td>M</td> </tr> <tr> <td>VP1008A0</td> <td>TB 50 LEFT THREADED FOOT SUPPORT</td> <td>1</td> <td>PZ</td> </tr> <tr> <td>VP1009A0</td> <td>TB 50 RIGHT THREADED FOOT SUPPORT</td> <td>1</td> <td>PZ</td> </tr> <tr> <td>VP1010A0</td> <td>THREADED FOOT FOR TB50</td> <td>1</td> <td>PZ</td> </tr> </tbody> </table> | Code | Description | Qty | UOM | VM1224A0 | 65MY 220MM 2 COLOURS SHRINK TUBE | 0.300 | M | VP1008A0 | TB 50 LEFT THREADED FOOT SUPPORT | 1 | PZ | VP1009A0 | TB 50 RIGHT THREADED FOOT SUPPORT | 1 | PZ | VP1010A0 | THREADED FOOT FOR TB50 | 1 | PZ | | | | | |
| Code | Description | Qty | UOM | | | | | | | | | | | | | | | | | | | | | | |
| VM1224A0 | 65MY 220MM 2 COLOURS SHRINK TUBE | 0.300 | M | | | | | | | | | | | | | | | | | | | | | | |
| VP1008A0 | TB 50 LEFT THREADED FOOT SUPPORT | 1 | PZ | | | | | | | | | | | | | | | | | | | | | | |
| VP1009A0 | TB 50 RIGHT THREADED FOOT SUPPORT | 1 | PZ | | | | | | | | | | | | | | | | | | | | | | |
| VP1010A0 | THREADED FOOT FOR TB50 | 1 | PZ | | | | | | | | | | | | | | | | | | | | | | |
| VM2556B | RIGHT OPENING BIG OVENS LOWER FULCRUM |  | KVM2556B | BIG-L RIGHT LOWER FULCRUM KIT | <table border="1"> <thead> <tr> <th>Code</th> <th>Description</th> <th>Qty</th> <th>UOM</th> </tr> </thead> <tbody> <tr> <td>VM1224A0</td> <td>65MY 220MM 2 COLOURS SHRINK TUBE</td> <td>0.250</td> <td>M</td> </tr> <tr> <td>VM2556B0</td> <td>RIGHT OPENING BIG OVENS LOWER FULCRUM</td> <td>1</td> <td>PZ</td> </tr> </tbody> </table> | Code | Description | Qty | UOM | VM1224A0 | 65MY 220MM 2 COLOURS SHRINK TUBE | 0.250 | M | VM2556B0 | RIGHT OPENING BIG OVENS LOWER FULCRUM | 1 | PZ | | | | | | | | |
| | | | | | Code | Description | Qty | UOM | | | | | | | | | | | | | | | | | |
| VM1224A0 | 65MY 220MM 2 COLOURS SHRINK TUBE | 0.250 | M | | | | | | | | | | | | | | | | | | | | | | |
| VM2556B0 | RIGHT OPENING BIG OVENS LOWER FULCRUM | 1 | PZ | | | | | | | | | | | | | | | | | | | | | | |
| <table border="1"> <thead> <tr> <th>Code</th> <th>Description</th> <th>Qty</th> <th>UOM</th> </tr> </thead> <tbody> <tr> <td>VM1224A0</td> <td>65MY 220MM 2 COLOURS SHRINK TUBE</td> <td>0.250</td> <td>M</td> </tr> <tr> <td>VM2556B0</td> <td>RIGHT OPENING BIG OVENS LOWER FULCRUM</td> <td>1</td> <td>PZ</td> </tr> </tbody> </table> | Code | Description | Qty | UOM | VM1224A0 | 65MY 220MM 2 COLOURS SHRINK TUBE | 0.250 | M | VM2556B0 | RIGHT OPENING BIG OVENS LOWER FULCRUM | 1 | PZ | | | | | | | | | | | | | |
| Code | Description | Qty | UOM | | | | | | | | | | | | | | | | | | | | | | |
| VM1224A0 | 65MY 220MM 2 COLOURS SHRINK TUBE | 0.250 | M | | | | | | | | | | | | | | | | | | | | | | |
| VM2556B0 | RIGHT OPENING BIG OVENS LOWER FULCRUM | 1 | PZ | | | | | | | | | | | | | | | | | | | | | | |
| VP1063A | |  | VP1063A0 | | | | | | | | | | | | | | | | | | | | | | |

| COMPONENT | | | SPARE PART | | | | | | | | | | | | | | | | | | | | | | | | | | |
|-----------|-------------------------------------|---|------------|---------------------------------------|---|------|-------------|-----|-----|----------|----------------------------------|-------|----|----------|----------------------------------|-------|----|----------|-----------------------------|---|----|----------|-------------------------------------|---|----|----------|-------------------------------------|---|----|
| Code | Description | Image | Code | Description | Components list | | | | | | | | | | | | | | | | | | | | | | | | |
| VP1064A | |  | VP1064A0 | | | | | | | | | | | | | | | | | | | | | | | | | | |
| VM1750A | BASS COMB CLAM |  | KVM1750A | COMB TERMINAL BLOCK KIT | <table border="1"> <thead> <tr> <th>Code</th> <th>Description</th> <th>Qty</th> <th>UOM</th> </tr> </thead> <tbody> <tr> <td>VM1224A0</td> <td>65MY 220MM 2 COLOURS SHRINK TUBE</td> <td>0.150</td> <td>M</td> </tr> <tr> <td>VM1750A0</td> <td>BASS COMB CLAMP</td> <td>1</td> <td>PZ</td> </tr> </tbody> </table> | Code | Description | Qty | UOM | VM1224A0 | 65MY 220MM 2 COLOURS SHRINK TUBE | 0.150 | M | VM1750A0 | BASS COMB CLAMP | 1 | PZ | | | | | | | | | | | | |
| Code | Description | Qty | UOM | | | | | | | | | | | | | | | | | | | | | | | | | | |
| VM1224A0 | 65MY 220MM 2 COLOURS SHRINK TUBE | 0.150 | M | | | | | | | | | | | | | | | | | | | | | | | | | | |
| VM1750A0 | BASS COMB CLAMP | 1 | PZ | | | | | | | | | | | | | | | | | | | | | | | | | | |
| VM1505A | WALL PASSING WITH DIAPHRAGM |  | KVM1505A | THROUGH-WALL CONNECTION+DIAPHRAGM KIT | <table border="1"> <thead> <tr> <th>Code</th> <th>Description</th> <th>Qty</th> <th>UOM</th> </tr> </thead> <tbody> <tr> <td>VI1220A1</td> <td>4,2X12 TCB SELF-TAPPIN G.SCREW</td> <td>1</td> <td>PZ</td> </tr> <tr> <td>VM1224A0</td> <td>65MY 220MM 2 COLOURS SHRINK TUBE</td> <td>0.200</td> <td>M</td> </tr> <tr> <td>VM1505A0</td> <td>WALL PASSING WITH DIAPHRAGM</td> <td>3</td> <td>PZ</td> </tr> <tr> <td>VM2055A0</td> <td>UPPER WALL PASSING ACCESSORY CABLES</td> <td>1</td> <td>PZ</td> </tr> <tr> <td>VM2056A0</td> <td>LOWER WALL PASSING ACCESSORY CABLES</td> <td>1</td> <td>PZ</td> </tr> </tbody> </table> | Code | Description | Qty | UOM | VI1220A1 | 4,2X12 TCB SELF-TAPPIN G.SCREW | 1 | PZ | VM1224A0 | 65MY 220MM 2 COLOURS SHRINK TUBE | 0.200 | M | VM1505A0 | WALL PASSING WITH DIAPHRAGM | 3 | PZ | VM2055A0 | UPPER WALL PASSING ACCESSORY CABLES | 1 | PZ | VM2056A0 | LOWER WALL PASSING ACCESSORY CABLES | 1 | PZ |
| Code | Description | Qty | UOM | | | | | | | | | | | | | | | | | | | | | | | | | | |
| VI1220A1 | 4,2X12 TCB SELF-TAPPIN G.SCREW | 1 | PZ | | | | | | | | | | | | | | | | | | | | | | | | | | |
| VM1224A0 | 65MY 220MM 2 COLOURS SHRINK TUBE | 0.200 | M | | | | | | | | | | | | | | | | | | | | | | | | | | |
| VM1505A0 | WALL PASSING WITH DIAPHRAGM | 3 | PZ | | | | | | | | | | | | | | | | | | | | | | | | | | |
| VM2055A0 | UPPER WALL PASSING ACCESSORY CABLES | 1 | PZ | | | | | | | | | | | | | | | | | | | | | | | | | | |
| VM2056A0 | LOWER WALL PASSING ACCESSORY CABLES | 1 | PZ | | | | | | | | | | | | | | | | | | | | | | | | | | |
| VE1628A | REDUCED STRAIN RELIEF PG 48 |  | KVE1628A | CABLE GLAND + PG 48 NUT KIT | | | | | | | | | | | | | | | | | | | | | | | | | |



| COMPONENT | | | SPARE PART | | | | | | | | | | | | | | | | | | |
|-----------|---|---|----------------|--|---|------|-------------|-----|-----|----------|---|-------|----|----------|---------------------------------------|---|----|----------|---|---|----|
| Code | Description | Image | Code | Description | Components list | | | | | | | | | | | | | | | | |
| VE1629A | STRAIN RELIEF NUT PG 48 |  | VE1629A0 | STRAIN RELIEF NUT PG 48 | | | | | | | | | | | | | | | | | |
| VI1111A | ST.STEEL TSIC M6X12 SCREW |  | VI1111A1 | ST.STEEL TSIC M6X12 SCREW | | | | | | | | | | | | | | | | | |
| VE1575A | NUT WITH COLLAR FOR WIRE CLAMP M25 |  | OUTOFPRODUCTIO | ITEM OUT OF PRODUCTION | | | | | | | | | | | | | | | | | |
| VM2249A | COOKING CHAMBER FRONT CORNER |  | KVM2249A | CHAMBER FRONT PROFILE CORNER KIT | <table border="1"> <thead> <tr> <th>Code</th> <th>Description</th> <th>Qty</th> <th>UOM</th> </tr> </thead> <tbody> <tr> <td>VM1224A0</td> <td>65MY 220MM 2 COLOURS SHRINK TUBE</td> <td>0.150</td> <td>M</td> </tr> <tr> <td>VM2249A0</td> <td>COOKING CHAMBER FRONT CORNER</td> <td>1</td> <td>PZ</td> </tr> </tbody> </table> | Code | Description | Qty | UOM | VM1224A0 | 65MY 220MM 2 COLOURS SHRINK TUBE | 0.150 | M | VM2249A0 | COOKING CHAMBER FRONT CORNER | 1 | PZ | | | | |
| Code | Description | Qty | UOM | | | | | | | | | | | | | | | | | | |
| VM1224A0 | 65MY 220MM 2 COLOURS SHRINK TUBE | 0.150 | M | | | | | | | | | | | | | | | | | | |
| VM2249A0 | COOKING CHAMBER FRONT CORNER | 1 | PZ | | | | | | | | | | | | | | | | | | |
| TR1161A | 350°C UNIPOLAR SAFETY THERMOSTAT |  | KTR1161A | 350°C SAFETY THERMOSTAT KIT | <table border="1"> <thead> <tr> <th>Code</th> <th>Description</th> <th>Qty</th> <th>UOM</th> </tr> </thead> <tbody> <tr> <td>0H2163B0</td> <td>TR1161 SAFETY THERMOSTAT BULB HOLDER</td> <td>1</td> <td>PZ</td> </tr> <tr> <td>TR1161A0</td> <td></td> <td>1</td> <td>PZ</td> </tr> <tr> <td>TR1161A1</td> <td>350°C UNIPOLAR SAFETY THERMOSTAT</td> <td>1</td> <td>PZ</td> </tr> </tbody> </table> | Code | Description | Qty | UOM | 0H2163B0 | TR1161 SAFETY THERMOSTAT BULB HOLDER | 1 | PZ | TR1161A0 | | 1 | PZ | TR1161A1 | 350°C UNIPOLAR SAFETY THERMOSTAT | 1 | PZ |
| Code | Description | Qty | UOM | | | | | | | | | | | | | | | | | | |
| 0H2163B0 | TR1161 SAFETY THERMOSTAT BULB HOLDER | 1 | PZ | | | | | | | | | | | | | | | | | | |
| TR1161A0 | | 1 | PZ | | | | | | | | | | | | | | | | | | |
| TR1161A1 | 350°C UNIPOLAR SAFETY THERMOSTAT | 1 | PZ | | | | | | | | | | | | | | | | | | |