



# pumps

## wash and rinse pumps

### ALBA (C&A)

#### pumps



1

|                        |  |                 |                     |
|------------------------|--|-----------------|---------------------|
| <b>GEV No.</b>         | 500298   | <b>Ref. No.</b> | 902SX               |
| <b>description</b>     | pump inlet ø 28mm outlet ø 28mm type C.902SX 230V 50Hz 1 phase 0,074kW 0,1HP L 200mm rotation direction right capacitor 6,3µF ALBA PUMPS (C&A) |                 |                     |
| <b>spare parts for</b> | 500298   |                 |                     |
|                        | <b>GEV No.</b>   | 365012          | <b>Ref. No.</b> —   |
|                        | operating capacitor capacity 6,3µF 450V  |                 |                     |
|                        | <b>GEV No.</b>   | 510693          | <b>Ref. No.</b> N/A |
|                        | mechanical shaft seal for shaft ø 12 mm  |                 |                     |
|                        | <b>GEV No.</b>   | 532490          | <b>Ref. No.</b> N/A |
|                        | O-ring EPDM thickness 2,62mm ID ø 72,69mm  |                 |                     |



1

|                        |   |                 |                     |
|------------------------|---|-----------------|---------------------|
| <b>GEV No.</b>         | 500426  | <b>Ref. No.</b> | C.AL904SX           |
| <b>description</b>     | pump inlet ø 28mm outlet ø 28mm type C.AL904SX 230V 50Hz 1 phase 0,22kW 0,3HP L 200mm rotation direction right capacitor 6,3µF auxiliary pressure connection 13mm supporting pressure closed ALBA PUMPS (C&A) |                 |                     |
| <b>spare parts for</b> | 500426  |                 |                     |
|                        | <b>GEV No.</b>  | 365012          | <b>Ref. No.</b> —   |
|                        | operating capacitor capacity 6,3µF 450V   |                 |                     |
|                        | <b>GEV No.</b>  | 510693          | <b>Ref. No.</b> N/A |
|                        | mechanical shaft seal for shaft ø 12 mm   |                 |                     |

|                        |   |        |                     |
|------------------------|---|--------|---------------------|
| <b>spare parts for</b> | 500426                                    |        |                     |
|                        | <b>GEV No.</b>                            | 532490 | <b>Ref. No.</b> N/A |
|                        | O-ring EPDM thickness 2,62mm ID ø 72,69mm |        |                     |



1

|                        |  |                 |                     |
|------------------------|--|-----------------|---------------------|
| <b>GEV No.</b>         | 500180   | <b>Ref. No.</b> | 7670                |
| <b>description</b>     | pump inlet ø 28mm outlet ø 28mm type C7670 230V 50Hz 1 phase 0,11kW 0,15HP L 190mm rotation direction right capacitor 6,3µF ALBA PUMPS (C&A) |                 |                     |
| <b>spare parts for</b> | 500180   |                 |                     |
|                        | <b>GEV No.</b>   | 365012          | <b>Ref. No.</b> —   |
|                        | operating capacitor capacity 6,3µF 450V  |                 |                     |
|                        | <b>GEV No.</b>   | 510692          | <b>Ref. No.</b> N/A |
|                        | mechanical shaft seal for shaft ø 11 mm  |                 |                     |
|                        | <b>GEV No.</b>   | 521222          | <b>Ref. No.</b> N/A |
|                        | impellor ø 72 mm H 19 mm thread M7L shaft ø 11 mm  |                 |                     |
|                        | <b>GEV No.</b>   | 521518          | <b>Ref. No.</b> N/A |
|                        | pump cover ALBA PUMPS (C&A) inlet ø 28 mm  |                 |                     |
|                        | <b>GEV No.</b>   | 532490          | <b>Ref. No.</b> N/A |
|                        | O-ring EPDM thickness 2,62mm ID ø 72,69mm  |                 |                     |



|                        |  |                 |                         |
|------------------------|--|-----------------|-------------------------|
| 1                      |  |                 |                         |
| <b>GEV No.</b>         | 500365   | <b>Ref. No.</b> | 901DX                   |
| <b>description</b>     | pump inlet ø 28mm outlet ø 28mm type C901 230V 50Hz 1 phase 0,074kW 0,1HP L 185mm rotation direction left capacitor 6,3µF auxiliary pressure connection 13mm supporting pressure closed ALBA PUMPS (C&A) |                 |                         |
| <b>spare parts for</b> | 500365   |                 |                         |
|                        | <b>GEV No.</b>   | 365012          | <b>Ref. No.</b> —       |
|                        | operating capacitor capacity 6,3µF 450V  |                 |                         |
|                        | <b>GEV No.</b>   | 510693          | <b>Ref. No.</b> N/A     |
|                        | mechanical shaft seal for shaft ø 12 mm  |                 |                         |
|                        | <b>GEV No.</b>   | 521521          | <b>Ref. No.</b> 4389 90 |
|                        | pump cover ALBA PUMPS (C&A) inlet ø 28 mm  |                 |                         |
|                        | <b>GEV No.</b>   | 532490          | <b>Ref. No.</b> N/A     |
|                        | O-ring EPDM thickness 2,62mm ID ø 72,69mm  |                 |                         |



|                        |  |                 |                                   |
|------------------------|--|-----------------|-----------------------------------|
| 1                      |  |                 |                                   |
| <b>GEV No.</b>         | 500296   | <b>Ref. No.</b> | 903DX 0,15PS                      |
| <b>description</b>     | pump inlet ø 28mm outlet ø 28mm type C903 230V 50Hz 1 phase 0,11kW 0,15HP L 200mm rotation direction left capacitor 6,3µF auxiliary pressure connection 13mm supporting pressure closed ALBA PUMPS (C&A) |                 |                                   |
| <b>spare parts for</b> | 500296   |                 |                                   |
|                        | <b>GEV No.</b>   | 365012          | <b>Ref. No.</b> —                 |
|                        | operating capacitor capacity 6,3µF 450V  |                 |                                   |
|                        | <b>GEV No.</b>   | 510692          | <b>Ref. No.</b> N/A               |
|                        | mechanical shaft seal for shaft ø 11 mm  |                 |                                   |
|                        | <b>GEV No.</b>   | 521226          | <b>Ref. No.</b> girante per 901dx |
|                        | impellor ø 72 mm H 19 mm thread M7R shaft ø 11 mm  |                 |                                   |
|                        | <b>GEV No.</b>   | 521521          | <b>Ref. No.</b> 4389 90           |
|                        | pump cover ALBA PUMPS (C&A) inlet ø 28 mm  |                 |                                   |
|                        | <b>GEV No.</b>   | 532490          | <b>Ref. No.</b> N/A               |
|                        | O-ring EPDM thickness 2,62mm ID ø 72,69mm  |                 |                                   |





|                        |   |                 |                     |
|------------------------|---|-----------------|---------------------|
| 1                      |   |                 |                     |
| <b>GEV No.</b>         | 500299  | <b>Ref. No.</b> | 903SX               |
| <b>description</b>     | pump inlet ø 28mm outlet ø 28mm type C903SX 230V 50Hz 1 phase 0,11kW 0,15HP L 200mm rotation direction right capacitor 6,3µF ALBA PUMPS (C&A) |                 |                     |
| <b>spare parts for</b> | 500299  |                 |                     |
|                        | <b>GEV No.</b>  | 365012          | <b>Ref. No.</b> —   |
|                        | operating capacitor capacity 6,3µF 450V   |                 |                     |
|                        | <b>GEV No.</b>  | 510692          | <b>Ref. No.</b> N/A |
|                        | mechanical shaft seal for shaft ø 11 mm   |                 |                     |
|                        | <b>GEV No.</b>  | 521222          | <b>Ref. No.</b> N/A |
|                        | impellor ø 72 mm H 19 mm thread M7L shaft ø 11 mm   |                 |                     |
|                        | <b>GEV No.</b>  | 521518          | <b>Ref. No.</b> N/A |
|                        | pump cover ALBA PUMPS (C&A) inlet ø 28 mm   |                 |                     |
|                        | <b>GEV No.</b>  | 532490          | <b>Ref. No.</b> N/A |
|                        | O-ring EPDM thickness 2,62mm ID ø 72,69mm   |                 |                     |



|                        |  |                 |                   |
|------------------------|--|-----------------|-------------------|
| 1                      |  |                 |                   |
| <b>GEV No.</b>         | 500417   | <b>Ref. No.</b> | 904SX             |
| <b>description</b>     | pump inlet ø 28mm outlet ø 28mm type C904 230V 50Hz 1 phase 0,15kW 0,2HP L 200mm rotation direction right capacitor 6,3µF ALBA PUMPS (C&A) |                 |                   |
| <b>spare parts for</b> | 500417   |                 |                   |
|                        | <b>GEV No.</b>   | 365012          | <b>Ref. No.</b> — |
|                        | operating capacitor capacity 6,3µF 450V  |                 |                   |

Table continues overleaf







|   |         |        |              |
|---|---------|--------|--------------|
| <b>spare parts for</b> 500417   |         |        |              |
|  | GEV No. | 510693 | Ref. No. N/A |
| mechanical shaft seal for shaft ø 12 mm   |         |        |              |
|  | GEV No. | 532490 | Ref. No. N/A |
| O-ring EPDM thickness 2,62mm ID ø 72,69mm   |         |        |              |






|  |                |        |                 |                   |
|--|----------------|--------|-----------------|-------------------|
| <b>1</b>   | <b>GEV No.</b> | 499191 | <b>Ref. No.</b> | C.L1301           |
| <b>description</b> pump inlet ø 28mm outlet ø 28mm type CL.1301 230V 50Hz 1 phase 0,11kW 0,15HP L 190mm rotation direction left capacitor 6,3µF ALBA PUMPS (C&A) |                |        |                 |                   |
| <b>spare parts for</b> 499191  |                |        |                 |                   |
|    | GEV No.        | 365012 | Ref. No.        | —                 |
| operating capacitor capacity 6,3µF 450V  |                |        |                 |                   |
|   | GEV No.        | 510692 | Ref. No.        | N/A               |
| mechanical shaft seal for shaft ø 11 mm  |                |        |                 |                   |
|   | GEV No.        | 521226 | Ref. No.        | girante per 901dx |
| impellor ø 72 mm H 19 mm thread M7R shaft ø 11 mm  |                |        |                 |                   |
|   | GEV No.        | 521521 | Ref. No.        | 4389 90           |
| pump cover ALBA PUMPS (C&A) inlet ø 28 mm  |                |        |                 |                   |
|   | GEV No.        | 532490 | Ref. No.        | N/A               |
| O-ring EPDM thickness 2,62mm ID ø 72,69mm  |                |        |                 |                   |






|  |                |        |                 |         |
|--|----------------|--------|-----------------|---------|
| <b>1</b>   | <b>GEV No.</b> | 499034 | <b>Ref. No.</b> | CM2211  |
| <b>description</b> pump inlet ø 28mm outlet ø 28mm type CM2211 230V 50Hz 1 phase 0,07kW 0,1HP L 187mm rotation direction left capacitor 6,3µF ALBA PUMPS (C&A) |                |        |                 |         |
| <b>spare parts for</b> 499034  |                |        |                 |         |
|   | GEV No.        | 365012 | Ref. No.        | —       |
| operating capacitor capacity 6,3µF 450V  |                |        |                 |         |
|   | GEV No.        | 510693 | Ref. No.        | N/A     |
| mechanical shaft seal for shaft ø 12 mm  |                |        |                 |         |
|   | GEV No.        | 521521 | Ref. No.        | 4389 90 |
| pump cover ALBA PUMPS (C&A) inlet ø 28 mm  |                |        |                 |         |
|   | GEV No.        | 532490 | Ref. No.        | N/A     |
| O-ring EPDM thickness 2,62mm ID ø 72,69mm  |                |        |                 |         |



|   |                |        |                 |        |
|---|----------------|--------|-----------------|--------|
| <b>1</b>  | <b>GEV No.</b> | 499035 | <b>Ref. No.</b> | CM2212 |
| <b>description</b> pump inlet ø 28mm outlet ø 28mm type CM2212 230V 50Hz 1 phase 0,75kW 0,1HP L 187mm rotation direction right capacitor 6,3µF ALBA PUMPS (C&A) |                |        |                 |        |
| <b>spare parts for</b> 499035   |                |        |                 |        |
|    | GEV No.        | 365012 | Ref. No.        | —      |
| operating capacitor capacity 6,3µF 450V   |                |        |                 |        |
|    | GEV No.        | 510693 | Ref. No.        | N/A    |
| mechanical shaft seal for shaft ø 12 mm   |                |        |                 |        |
|    | GEV No.        | 532490 | Ref. No.        | N/A    |
| O-ring EPDM thickness 2,62mm ID ø 72,69mm   |                |        |                 |        |






1

|   |   |                 |                     |
|---|---|-----------------|---------------------|
| <b>GEV No.</b>  | 499019  | <b>Ref. No.</b> | JM25444             |
| <b>description</b>  | pump inlet ø 28mm outlet ø 28mm type JM25444 230V 50Hz 1 phase 0,11kW 0,2HP L 195mm rotation direction right capacitor 6,3µF auxiliary pressure connection 13mm supporting pressure closed ALBA PUMPS (C&A) |                 |                     |
| <b>spare parts for</b>  | 499019  |                 |                     |
|  | <b>GEV No.</b>  | 365012          | <b>Ref. No.</b> —   |
|   | operating capacitor capacity 6,3µF 450V   |                 |                     |
|  | <b>GEV No.</b>  | 510693          | <b>Ref. No.</b> N/A |
|   | mechanical shaft seal for shaft ø 12 mm   |                 |                     |
|  | <b>GEV No.</b>  | 532490          | <b>Ref. No.</b> N/A |
|   | O-ring EPDM thickness 2,62mm ID ø 72,69mm   |                 |                     |




1

|   |  |                 |                     |
|---|--|-----------------|---------------------|
| <b>GEV No.</b>  | 499015   | <b>Ref. No.</b> | LB25444             |
| <b>description</b>  | pump inlet ø 28mm outlet ø 28mm type LB25444 230V 50Hz 1 phase 0,11kW 0,15HP L 197mm rotation direction right capacitor 6,3µF ALBA PUMPS (C&A) |                 |                     |
| <b>spare parts for</b>  | 499015   |                 |                     |
|  | <b>GEV No.</b>   | 365012          | <b>Ref. No.</b> —   |
|   | operating capacitor capacity 6,3µF 450V  |                 |                     |
|  | <b>GEV No.</b>   | 510693          | <b>Ref. No.</b> N/A |
|   | mechanical shaft seal for shaft ø 12 mm  |                 |                     |
|  | <b>GEV No.</b>   | 532490          | <b>Ref. No.</b> N/A |
|   | O-ring EPDM thickness 2,62mm ID ø 72,69mm  |                 |                     |



1

|   |  |                 |  |
|---|--|-----------------|--|
| <b>GEV No.</b>  | 500427   | <b>Ref. No.</b> | 0450 HP 0,50 V230 come 1010SX p.0,5Hp    |
| <b>description</b>  | pump inlet ø 30mm outlet ø 30mm type C0450 230V 50Hz 1 phase 0,37kW 0,5HP L 180mm rotation direction right capacitor 12,5µF ALBA PUMPS (C&A) |                 |  |
| <b>spare parts for</b>  | 500427   |                 |  |
|    | <b>GEV No.</b>   | 365014          | <b>Ref. No.</b> —                        |
|   | operating capacitor capacity 12,5µF 400V   |                 |  |
|    | <b>GEV No.</b>   | 509018          | <b>Ref. No.</b> N/A                      |
|   | O-ring EPDM thickness 3,53 mm ID ø 107,5 mm  |                 |  |
|   | <b>GEV No.</b>   | 510693          | <b>Ref. No.</b> N/A                      |
|   | mechanical shaft seal for shaft ø 12 mm  |                 |  |
|  | <b>GEV No.</b>   | 521045          | <b>Ref. No.</b> CHIOCCIOLA x POMPA C0450 |
|   | pump cover ALBA PUMPS (C&A) inlet ø 30 mm  |                 |  |



1










|   |  |                 |                               |
|---|--|-----------------|-------------------------------|
| <b>GEV No.</b>  | 500297   | <b>Ref. No.</b> | APG1010SX come 1010SX p.030Hp |
| <b>description</b>  | pump inlet ø 30mm outlet ø 30mm type C1010SX 230V 50Hz 1 phase 0,22kW 0,3HP L 175mm rotation direction right capacitor 10µF ALBA PUMPS (C&A) |                 |                               |
| <b>spare parts for</b>  | 500297   |                 |                               |
|  | <b>GEV No.</b>   | 365015          | <b>Ref. No.</b> —             |
|   | operating capacitor capacity 10µF 400V   |                 |                               |
|  | <b>GEV No.</b>   | 509018          | <b>Ref. No.</b> N/A           |
|   | O-ring EPDM thickness 3,53 mm ID ø 107,5 mm  |                 |                               |
|  | <b>GEV No.</b>   | 509028          | <b>Ref. No.</b> ATA N. 7685   |
|   | impeller ø 87 mm H 21 mm rotation direction right  |                 |                               |




Table continues overleaf

|   |         |        |                                   |
|---|---------|--------|-----------------------------------|
| <b>spare parts for</b> 500297   |         |        |                                   |
|  | GEV No. | 510693 | Ref. No. N/A                      |
| mechanical shaft seal for shaft ø 12 mm   |         |        |                                   |
|  | GEV No. | 521045 | Ref. No. CHIOCCIOLA x POMPA C0450 |
| pump cover ALBA PUMPS (C&A) inlet ø 30 mm   |         |        |                                   |



|  |                |        |                 |                          |
|--|----------------|--------|-----------------|--------------------------|
| <b>1</b>   | <b>GEV No.</b> | 500366 | <b>Ref. No.</b> | 1629 ARISTARCO C.1629    |
| <b>description</b> pump inlet ø 30mm outlet ø 30mm type C1629 230V 50Hz 1 phase 0,19kW 0,25HP L 180mm rotation direction right capacitor 10µF ALBA PUMPS (C&A) |                |        |                 |                          |
| <b>spare parts for</b> 500366  |                |        |                 |                          |
|   | GEV No.        | 365015 | Ref. No.        | —                        |
| operating capacitor capacity 10µF 400V   |                |        |                 |                          |
|   | GEV No.        | 509018 | Ref. No.        | N/A                      |
| O-ring EPDM thickness 3,53 mm ID ø 107,5 mm  |                |        |                 |                          |
|   | GEV No.        | 510693 | Ref. No.        | N/A                      |
| mechanical shaft seal for shaft ø 12 mm  |                |        |                 |                          |
|   | GEV No.        | 521045 | Ref. No.        | CHIOCCIOLA x POMPA C0450 |
| pump cover ALBA PUMPS (C&A) inlet ø 30 mm  |                |        |                 |                          |
|   | GEV No.        | 521233 | Ref. No.        | Girante per 1010SX       |
| impellor ø 87 mm H 21 mm rotation direction right  |                |        |                 |                          |



|   |                |        |                 |             |
|---|----------------|--------|-----------------|-------------|
| <b>1</b>  | <b>GEV No.</b> | 500938 | <b>Ref. No.</b> | IM1629030   |
| <b>description</b> pump inlet ø 30mm outlet ø 30mm type IM1629030 230V 50Hz 1 phase 0,22kW 0,3HP L 175mm rotation direction right capacitor 10µF auxiliary pressure connection 10mm supporting pressure open ALBA PUMPS (C&A) |                |        |                 |             |
| <b>spare parts for</b> 500938   |                |        |                 |             |
|    | GEV No.        | 507065 | Ref. No.        | —           |
| pump cover  |                |        |                 |             |
|   | GEV No.        | 509018 | Ref. No.        | N/A         |
| O-ring EPDM thickness 3,53 mm ID ø 107,5 mm   |                |        |                 |             |
|    | GEV No.        | 509028 | Ref. No.        | ATA N. 7685 |
| impellor ø 87 mm H 21 mm rotation direction right   |                |        |                 |             |
|    | GEV No.        | 510693 | Ref. No.        | N/A         |
| mechanical shaft seal for shaft ø 12 mm   |                |        |                 |             |
| <b>accessories for</b> 500938   |                |        |                 |             |
|    | GEV No.        | 365014 | Ref. No.        | —           |
| operating capacitor capacity 12,5µF 400V  |                |        |                 |             |



1

|                        |  |                 |                     |
|------------------------|--|-----------------|---------------------|
| <b>GEV No.</b>         | 500941   | <b>Ref. No.</b> | IM32591             |
| <b>description</b>     | pump inlet ø 30mm outlet ø 30mm type IM32591 230V 50Hz 1 phase 0,45kW 0,6HP L 200mm rotation direction right capacitor 12,5µF auxiliary pressure connection 11mm supporting pressure open ALBA PUMPS (C&A) |                 |                     |
| <b>spare parts for</b> | 500941   |                 |                     |
|                        | <b>GEV No.</b>   | 365014          | <b>Ref. No.</b> —   |
|                        | operating capacitor capacity 12,5µF 400V   |                 |                     |
|                        | <b>GEV No.</b>   | 509018          | <b>Ref. No.</b> N/A |
|                        | O-ring EPDM thickness 3,53 mm ID ø 107,5 mm  |                 |                     |
|                        | <b>GEV No.</b>   | 510692          | <b>Ref. No.</b> N/A |
|                        | mechanical shaft seal for shaft ø 11 mm  |                 |                     |



1

|                        |   |                 |                             |
|------------------------|---|-----------------|-----------------------------|
| <b>GEV No.</b>         | 499039  | <b>Ref. No.</b> | LB1629030                   |
| <b>description</b>     | pump inlet ø 30mm outlet ø 30mm type LB1629030 230V 50Hz 1 phase 0,19kW 0,25HP L 180mm rotation direction right capacitor 10µF ALBA PUMPS (C&A) |                 |                             |
| <b>spare parts for</b> | 499039  |                 |                             |
|                        | <b>GEV No.</b>  | 365015          | <b>Ref. No.</b> —           |
|                        | operating capacitor capacity 10µF 400V  |                 |                             |
|                        | <b>GEV No.</b>  | 509018          | <b>Ref. No.</b> N/A         |
|                        | O-ring EPDM thickness 3,53 mm ID ø 107,5 mm   |                 |                             |
|                        | <b>GEV No.</b>  | 509028          | <b>Ref. No.</b> ATA N. 7685 |
|                        | impellor ø 87 mm H 21 mm rotation direction right   |                 |                             |

**spare parts for** 499039

|  |   |        |                 |     |
|--|---|--------|-----------------|-----|
|  | <b>GEV No.</b>                          | 510693 | <b>Ref. No.</b> | N/A |
|  | mechanical shaft seal for shaft ø 12 mm |        |                 |     |



1





|                        |  |                 |                                     |
|------------------------|--|-----------------|-------------------------------------|
| <b>GEV No.</b>         | 500275   | <b>Ref. No.</b> | ATA7371                             |
| <b>description</b>     | pump inlet ø 32mm outlet ø 29mm type C7371 230V 50Hz 1 phase 0,15kW 0,2HP L 200mm rotation direction left capacitor 6,3µF auxiliary pressure connection 13mm supporting pressure closed ALBA PUMPS (C&A) |                 |                                     |
| <b>spare parts for</b> | 500275   |                 |                                     |
|                        | <b>GEV No.</b>   | 365012          | <b>Ref. No.</b> —                   |
|                        | operating capacitor capacity 6,3µF 450V  |                 |                                     |
|                        | <b>GEV No.</b>   | 510695          | <b>Ref. No.</b> N/A                 |
|                        | mechanical shaft seal height counter ring 5,5 mm   |                 |                                     |
|                        | <b>GEV No.</b>   | 521227          | <b>Ref. No.</b> girante per 6300    |
|                        | impellor ø 78 mm H 24 mm rotation direction left   |                 |                                     |
|                        | <b>GEV No.</b>   | 521522          | <b>Ref. No.</b> corpo pompa 6300    |
|                        | pump cover ALBA PUMPS (C&A) inlet ø 32 mm  |                 |                                     |
|                        | <b>GEV No.</b>   | 521705          | <b>Ref. No.</b> guarnizioni OR 6300 |
|                        | pump cover gasket EPDM thickness 2 mm ID ø 80 mm   |                 |                                     |



1

|                        |   |                 |                   |
|------------------------|---|-----------------|-------------------|
| <b>GEV No.</b>         | 500129  | <b>Ref. No.</b> | 6300              |
| <b>description</b>     | pump inlet ø 32mm outlet ø 30mm type C6300 230V 50Hz 1 phase 0,28kW 0,38HP L 200mm rotation direction left capacitor 6,3µF auxiliary pressure connection 13mm supporting pressure closed ALBA PUMPS (C&A) |                 |                   |
| <b>spare parts for</b> | 500129  |                 |                   |
|                        | <b>GEV No.</b>  | 365012          | <b>Ref. No.</b> — |
|                        | operating capacitor capacity 6,3µF 450V   |                 |                   |





Table continues overleaf

|   |         |        |                              |
|---|---------|--------|------------------------------|
| <b>spare parts for</b> 500129   |         |        |                              |
|  | GEV No. | 510695 | Ref. No. N/A                 |
| mechanical shaft seal height counter ring 5,5 mm                                  |         |        |                              |
|  | GEV No. | 521227 | Ref. No. girante per 6300    |
| impellor ø 78 mm H 24 mm rotation direction left                                  |         |        |                              |
|  | GEV No. | 521522 | Ref. No. corpo pompa 6300    |
| pump cover ALBA PUMPS (C&A) inlet ø 32 mm   |         |        |                              |
|  | GEV No. | 521705 | Ref. No. guarnizioni OR 6300 |
| pump cover gasket EPDM thickness 2 mm ID ø 80 mm                                  |         |        |                              |



|   |   |                 |                   |
|---|---|-----------------|-------------------|
| <b>GEV No.</b>  | 499330  | <b>Ref. No.</b> | AL225             |
| <b>description</b>  | pump inlet ø 45 outlet ø 40 230V 50Hz 1HP L 250mm rotation direction right ALBA PUMPS (C&A) |                 |                   |
| <b>spare parts for</b> 499330   |   |                 |                   |
|  | GEV No.   | 365021          | Ref. No. —        |
| operating capacitor capacity 16µF 425V  |   |                 |                   |
|  | GEV No.   | 509021          | Ref. No. ATA 4702 |
| impellor ø 102 mm H 32 mm shaft intake ø 9/8mm                                      |   |                 |                   |
|  | GEV No.   | 510693          | Ref. No. N/A      |
| mechanical shaft seal for shaft ø 12 mm   |   |                 |                   |
|  | GEV No.   | 521531          | Ref. No. N/A      |
| pump cover ALBA PUMPS (C&A) inlet ø 45 mm   |   |                 |                   |
|  | GEV No.   | 521709          | Ref. No. N/A      |
| O-ring EPDM thickness 3 mm ID ø 126 mm Qty 1 pcs                                    |   |                 |                   |



|   |   |                 |                        |
|---|---|-----------------|------------------------|
| <b>GEV No.</b>  | 500428  | <b>Ref. No.</b> | 45/30mm 0,33Hp C500125 |
| <b>description</b>  | pump inlet ø 45mm outlet ø 30mm type C500125 230V 50Hz 1 phase 0,24kW 0,33HP L 175mm rotation direction right capacitor 10µF auxiliary pressure connection 10mm supporting pressure open ALBA PUMPS (C&A) |                 |                        |
| <b>spare parts for</b> 500428   |   |                 |                        |
|    | GEV No.   | 365015          | Ref. No. —             |
| operating capacitor capacity 10µF 400V  |   |                 |                        |
|  | GEV No.   | 509018          | Ref. No. N/A           |
| O-ring EPDM thickness 3,53 mm ID ø 107,5 mm   |   |                 |                        |
|  | GEV No.   | 509028          | Ref. No. ATA N. 7685   |
| impellor ø 87 mm H 21 mm rotation direction right                                   |   |                 |                        |
|  | GEV No.   | 510693          | Ref. No. N/A           |
| mechanical shaft seal for shaft ø 12 mm   |   |                 |                        |








|   |   |                 |                   |
|---|---|-----------------|-------------------|
| <b>GEV No.</b>  | 500945  | <b>Ref. No.</b> | L1321 Luxia L1321 |
| <b>description</b>  | pump inlet ø 45mm outlet ø 40mm 230V 1 phase 0,3kW 0,4HP L 175mm rotation direction right capacitor 10µF ALBA PUMPS (C&A) |                 |                   |
| <b>spare parts for</b> 500945   |   |                 |                   |
|  | GEV No.   | 365015          | Ref. No. —        |
| operating capacitor capacity 10µF 400V  |   |                 |                   |

Table continues overleaf



|   |         |        |                      |
|---|---------|--------|----------------------|
| <b>spare parts for</b> 500945   |         |        |                      |
|  | GEV No. | 509018 | Ref. No. N/A         |
| O-ring EPDM thickness 3,53 mm ID ø 107,5 mm                                       |         |        |                      |
|  | GEV No. | 509028 | Ref. No. ATA N. 7685 |
| impellor ø 87 mm H 21 mm rotation direction right                                 |         |        |                      |
|  | GEV No. | 510693 | Ref. No. N/A         |
| mechanical shaft seal for shaft ø 12 mm   |         |        |                      |
|  | GEV No. | 521528 | Ref. No. N/A         |
| pump cover ALBA PUMPS (C&A) inlet ø 45 mm   |         |        |                      |



|   |  |                 |  |
|---|--|-----------------|--|
| <b>GEV No.</b>  | 500432   | <b>Ref. No.</b> | 22920<br>45/40mm 0,75Hp Vent.<br>C.22920 |
| <b>description</b>  | pump inlet ø 45mm outlet ø 40mm 230V 50Hz 1 phase 0,55kW 0,75HP L 255mm rotation direction right capacitor 16µF ALBA PUMPS (C&A) |                 |  |
| <b>spare parts for</b> 500432   |  |                 |  |
|  | GEV No.  | 365014          | Ref. No. —                               |
| operating capacitor capacity 12,5µF 400V  |  |                 |  |
|  | GEV No.  | 509021          | Ref. No. ATA 4702                        |
| impellor ø 102 mm H 32 mm shaft intake ø 9/8mm                                      |  |                 |  |
|  | GEV No.  | 510693          | Ref. No. N/A                             |
| mechanical shaft seal for shaft ø 12 mm   |  |                 |  |
|  | GEV No.  | 521531          | Ref. No. N/A                             |
| pump cover ALBA PUMPS (C&A) inlet ø 45 mm   |  |                 |  |
|  | GEV No.  | 521709          | Ref. No. N/A                             |
| O-ring EPDM thickness 3 mm ID ø 126 mm Qty 1 pcs                                    |  |                 |  |



|   |  |                 |                   |
|---|--|-----------------|-------------------|
| <b>GEV No.</b>  | 500940   | <b>Ref. No.</b> | 2031              |
| <b>description</b>  | pump inlet ø 45mm outlet ø 40mm type 2031 230V 50Hz 1 phase 0,75kW 1HP L 200mm rotation direction right connection plug connection capacitor 12,5µF auxiliary pressure connection 10mm supporting pressure open ALBA PUMPS (C&A) |                 |                   |
| <b>spare parts for</b> 500940   |  |                 |                   |
|    | GEV No.  | 365014          | Ref. No. —        |
| operating capacitor capacity 12,5µF 400V  |  |                 |                   |
|   | GEV No.  | 509021          | Ref. No. ATA 4702 |
| impellor ø 102 mm H 32 mm shaft intake ø 9/8mm                                      |  |                 |                   |
|  | GEV No.  | 510693          | Ref. No. N/A      |
| mechanical shaft seal for shaft ø 12 mm   |  |                 |                   |
|  | GEV No.  | 521531          | Ref. No. N/A      |
| pump cover ALBA PUMPS (C&A) inlet ø 45 mm   |  |                 |                   |
|  | GEV No.  | 521709          | Ref. No. N/A      |
| O-ring EPDM thickness 3 mm ID ø 126 mm Qty 1 pcs                                    |  |                 |                   |





1

|   |  |                 |                            |
|---|--|-----------------|----------------------------|
| <b>GEV No.</b>  | 500939   | <b>Ref. No.</b> | 2031C<br>IM2031C HP 1 V230 |
| <b>description</b>  | pump inlet ø 45mm outlet ø 40mm type 2031C 230V 50Hz 1 phase 0,74kW 1HP L 200mm rotation direction right capacitor 12,5µF ALBA PUMPS (C&A) |                 |                            |
| <b>spare parts for</b>  | 500939   |                 |                            |
|    | <b>GEV No.</b>   | 365014          | <b>Ref. No.</b> —          |
|   | operating capacitor capacity 12,5µF 400V   |                 |                            |
|  | <b>GEV No.</b>   | 509021          | <b>Ref. No.</b> ATA 4702   |
|   | impellor ø 102 mm H 32 mm shaft intake ø 9/8mm   |                 |                            |
|  | <b>GEV No.</b>   | 510693          | <b>Ref. No.</b> N/A        |
|   | mechanical shaft seal for shaft ø 12 mm  |                 |                            |
|  | <b>GEV No.</b>   | 521531          | <b>Ref. No.</b> N/A        |
|   | pump cover ALBA PUMPS (C&A) inlet ø 45 mm  |                 |                            |
|  | <b>GEV No.</b>   | 521709          | <b>Ref. No.</b> N/A        |
|   | O-ring EPDM thickness 3 mm ID ø 126 mm Qty 1 pcs   |                 |                            |



1

|   |   |                 |                          |
|---|---|-----------------|--------------------------|
| <b>GEV No.</b>  | 499017  | <b>Ref. No.</b> | AG22920                  |
| <b>description</b>  | pump inlet ø 45mm outlet ø 40mm type AG22920 230V 50Hz 1 phase 0,55kW 0,75HP L 243mm rotation direction right capacitor 12,5µF ALBA PUMPS (C&A) |                 |                          |
| <b>spare parts for</b>  | 499017  |                 |                          |
|    | <b>GEV No.</b>  | 365014          | <b>Ref. No.</b> —        |
|   | operating capacitor capacity 12,5µF 400V  |                 |                          |
|    | <b>GEV No.</b>  | 509021          | <b>Ref. No.</b> ATA 4702 |
|   | impellor ø 102 mm H 32 mm shaft intake ø 9/8mm  |                 |                          |
|  | <b>GEV No.</b>  | 510693          | <b>Ref. No.</b> N/A      |
|   | mechanical shaft seal for shaft ø 12 mm   |                 |                          |
|  | <b>GEV No.</b>  | 521531          | <b>Ref. No.</b> N/A      |
|   | pump cover ALBA PUMPS (C&A) inlet ø 45 mm   |                 |                          |
|  | <b>GEV No.</b>  | 521709          | <b>Ref. No.</b> N/A      |
|   | O-ring EPDM thickness 3 mm ID ø 126 mm Qty 1 pcs  |                 |                          |



1





|   |   |                 |                     |
|---|---|-----------------|---------------------|
| <b>GEV No.</b>  | 500482  | <b>Ref. No.</b> | C7675               |
| <b>description</b>  | pump inlet ø 45mm outlet ø 40mm type C.7675 230V 50Hz 1 phase 0,29kW 0,4HP L 210mm rotation direction right capacitor 10µF ALBA PUMPS (C&A) |                 |                     |
| <b>spare parts for</b>  | 500482  |                 |                     |
|  | <b>GEV No.</b>  | 365015          | <b>Ref. No.</b> —   |
|   | operating capacitor capacity 10µF 400V  |                 |                     |
|  | <b>GEV No.</b>  | 509018          | <b>Ref. No.</b> N/A |
|   | O-ring EPDM thickness 3,53 mm ID ø 107,5 mm   |                 |                     |

Table continues overleaf



|   |         |        |                      |
|---|---------|--------|----------------------|
| <b>spare parts for</b> 500482   |         |        |                      |
|  | GEV No. | 509028 | Ref. No. ATA N. 7685 |
| impellor ø 87 mm H 21 mm rotation direction right                                 |         |        |                      |
|  | GEV No. | 510693 | Ref. No. N/A         |
| mechanical shaft seal for shaft ø 12 mm   |         |        |                      |



|   |   |                 |                   |
|---|---|-----------------|-------------------|
| <b>1</b>  |   |                 |                   |
| <b>GEV No.</b>  | 500085  | <b>Ref. No.</b> | 1001SX            |
| <b>description</b>  | pump inlet ø 45mm outlet ø 40mm type C1001 230V 50Hz 1 phase 0,55kW 0,75HP L 200mm rotation direction right capacitor 16µF ALBA PUMPS (C&A) |                 |                   |
| <b>spare parts for</b> 500085   |   |                 |                   |
|   | GEV No.   | 365014          | Ref. No. —        |
| operating capacitor capacity 12,5µF 400V  |   |                 |                   |
|  | GEV No.   | 509021          | Ref. No. ATA 4702 |
| impellor ø 102 mm H 32 mm shaft intake ø 9/8mm                                      |   |                 |                   |
|  | GEV No.   | 510693          | Ref. No. N/A      |
| mechanical shaft seal for shaft ø 12 mm   |   |                 |                   |
|  | GEV No.   | 521531          | Ref. No. N/A      |
| pump cover ALBA PUMPS (C&A) inlet ø 45 mm   |   |                 |                   |
|  | GEV No.   | 521709          | Ref. No. N/A      |
| O-ring EPDM thickness 3 mm ID ø 126 mm Qty 1 pcs                                    |   |                 |                   |



|   |  |                 |                   |
|---|--|-----------------|-------------------|
| <b>1</b>  |  |                 |                   |
| <b>GEV No.</b>  | 500021   | <b>Ref. No.</b> | 1021SX<br>C.1021  |
| <b>description</b>  | pump inlet ø 45mm outlet ø 40mm type C1021SX 230V 50Hz 1 phase 0,55kW 0,75HP L 300mm rotation direction right ALBA PUMPS (C&A) |                 |                   |
| <b>spare parts for</b> 500021   |  |                 |                   |
|    | GEV No.  | 365014          | Ref. No. —        |
| operating capacitor capacity 12,5µF 400V  |  |                 |                   |
|    | GEV No.  | 509021          | Ref. No. ATA 4702 |
| impellor ø 102 mm H 32 mm shaft intake ø 9/8mm                                      |  |                 |                   |
|    | GEV No.  | 510693          | Ref. No. N/A      |
| mechanical shaft seal for shaft ø 12 mm   |  |                 |                   |
|  | GEV No.  | 521531          | Ref. No. N/A      |
| pump cover ALBA PUMPS (C&A) inlet ø 45 mm   |  |                 |                   |
|  | GEV No.  | 521709          | Ref. No. N/A      |
| O-ring EPDM thickness 3 mm ID ø 126 mm Qty 1 pcs                                    |  |                 |                   |








|   |  |                 |            |
|---|--|-----------------|------------|
| <b>1</b>  |  |                 |            |
| <b>GEV No.</b>  | 500014   | <b>Ref. No.</b> | 1022SX     |
| <b>description</b>  | pump inlet ø 45mm outlet ø 40mm type C1022 230V 50Hz 1 phase 0,88kW 1,2HP L 295mm rotation direction right capacitor 16µF ALBA PUMPS (C&A) |                 |            |
| <b>spare parts for</b> 500014   |  |                 |            |
|  | GEV No.  | 365021          | Ref. No. — |
| operating capacitor capacity 16µF 425V  |  |                 |            |







Table continues overleaf

|   |         |        |          |                    |
|---|---------|--------|----------|--------------------|
| <b>spare parts for</b> 500014   |         |        |          |                    |
|  | GEV No. | 510692 | Ref. No. | N/A                |
| mechanical shaft seal for shaft $\varnothing$ 11 mm                               |         |        |          |                    |
|  | GEV No. | 521238 | Ref. No. | girante per 1022sx |
| impeller $\varnothing$ 103 mm H 32 mm rotation direction right                    |         |        |          |                    |
|  | GEV No. | 521531 | Ref. No. | N/A                |
| pump cover ALBA PUMPS (C&A) inlet $\varnothing$ 45 mm                             |         |        |          |                    |
|  | GEV No. | 521709 | Ref. No. | N/A                |
| O-ring EPDM thickness 3 mm ID $\varnothing$ 126 mm Qty 1 pcs                      |         |        |          |                    |



|   |   |                 |                         |          |
|---|---|-----------------|-------------------------|----------|
| <b>GEV No.</b>  | 500372  | <b>Ref. No.</b> | 10511 HP0.50<br>C.10511 |          |
| <b>description</b>  | pump inlet $\varnothing$ 45mm outlet $\varnothing$ 40mm type C10511 230V 50Hz 1 phase 0,37kW 0,5HP L 200mm rotation direction right capacitor 12,5 $\mu$ F ALBA PUMPS (C&A) |                 |                         |          |
| <b>spare parts for</b> 500372   |   |                 |                         |          |
|  | GEV No.   | 365014          | Ref. No.                | —        |
| operating capacitor capacity 12,5 $\mu$ F 400V                                      |   |                 |                         |          |
|  | GEV No.   | 509021          | Ref. No.                | ATA 4702 |
| impeller $\varnothing$ 102 mm H 32 mm shaft intake $\varnothing$ 9/8mm              |   |                 |                         |          |
|  | GEV No.   | 510692          | Ref. No.                | N/A      |
| mechanical shaft seal for shaft $\varnothing$ 11 mm                                 |   |                 |                         |          |
|  | GEV No.   | 521531          | Ref. No.                | N/A      |
| pump cover ALBA PUMPS (C&A) inlet $\varnothing$ 45 mm                               |   |                 |                         |          |
|  | GEV No.   | 521709          | Ref. No.                | N/A      |
| O-ring EPDM thickness 3 mm ID $\varnothing$ 126 mm Qty 1 pcs                        |   |                 |                         |          |



|   |  |                 |          |                   |
|---|--|-----------------|----------|-------------------|
| <b>GEV No.</b>  | 500368   | <b>Ref. No.</b> | 2868     |                   |
| <b>description</b>  | pump inlet $\varnothing$ 45mm outlet $\varnothing$ 40mm type C2868 230V 50Hz 1 phase 0,74kW 1HP L 230mm rotation direction right capacitor 12,5 $\mu$ F ALBA PUMPS (C&A) |                 |          |                   |
| <b>spare parts for</b> 500368   |  |                 |          |                   |
|    | GEV No.  | 365014          | Ref. No. | —                 |
| operating capacitor capacity 12,5 $\mu$ F 400V                                      |  |                 |          |                   |
|    | GEV No.  | 509021          | Ref. No. | ATA 4702          |
| impeller $\varnothing$ 102 mm H 32 mm shaft intake $\varnothing$ 9/8mm              |  |                 |          |                   |
|   | GEV No.  | 510692          | Ref. No. | N/A               |
| mechanical shaft seal for shaft $\varnothing$ 11 mm                                 |  |                 |          |                   |
|  | GEV No.  | 521044          | Ref. No. | COPRIVENTOLA 0450 |
| fanwheel cover suitable for ALBA PUMPS (C&A)  |  |                 |          |                   |
|  | GEV No.  | 521531          | Ref. No. | N/A               |
| pump cover ALBA PUMPS (C&A) inlet $\varnothing$ 45 mm                               |  |                 |          |                   |
|  | GEV No.  | 521709          | Ref. No. | N/A               |
| O-ring EPDM thickness 3 mm ID $\varnothing$ 126 mm Qty 1 pcs                        |  |                 |          |                   |







|   |   |                 |                       |          |
|---|---|-----------------|-----------------------|----------|
| <b>GEV No.</b>  | 500113  | <b>Ref. No.</b> | C3100/2013<br>GEV3100 |          |
| <b>description</b>  | pump inlet $\varnothing$ 45mm outlet $\varnothing$ 40mm type C3100 400V 50Hz 3 phase 0,75kW 1HP L 215mm rotation direction right ALBA PUMPS (C&A) |                 |                       |          |
| <b>spare parts for</b> 500113   |   |                 |                       |          |
|  | GEV No.   | 509021          | Ref. No.              | ATA 4702 |
| impeller $\varnothing$ 102 mm H 32 mm shaft intake $\varnothing$ 9/8mm              |   |                 |                       |          |

Table continues overleaf



|   |         |        |              |
|---|---------|--------|--------------|
| <b>spare parts for</b> 500113   |         |        |              |
|  | GEV No. | 510693 | Ref. No. N/A |
| mechanical shaft seal for shaft ø 12 mm   |         |        |              |
|  | GEV No. | 521531 | Ref. No. N/A |
| pump cover ALBA PUMPS (C&A) inlet ø 45 mm   |         |        |              |
|  | GEV No. | 521709 | Ref. No. N/A |
| O-ring EPDM thickness 3 mm ID ø 126 mm Qty 1 pcs                                  |         |        |              |



|   |   |                 |                      |
|---|---|-----------------|----------------------|
| <b>1</b>  |   |                 |                      |
| <b>GEV No.</b>  | 500032  | <b>Ref. No.</b> | 430                  |
| <b>description</b>  | pump inlet ø 45mm outlet ø 40mm type C430 230V 50Hz 1 phase 0,35kW 0,5HP L 260mm rotation direction right capacitor 10µF ALBA PUMPS (C&A) |                 |                      |
| <b>spare parts for</b> 500032   |   |                 |                      |
|  | GEV No.   | 365015          | Ref. No. —           |
| operating capacitor capacity 10µF 400V  |   |                 |                      |
|  | GEV No.   | 509018          | Ref. No. N/A         |
| O-ring EPDM thickness 3,53 mm ID ø 107,5 mm   |   |                 |                      |
|  | GEV No.   | 509028          | Ref. No. ATA N. 7685 |
| impellor ø 87 mm H 21 mm rotation direction right                                   |   |                 |                      |
|  | GEV No.   | 510693          | Ref. No. N/A         |
| mechanical shaft seal for shaft ø 12 mm   |   |                 |                      |
|  | GEV No.   | 521528          | Ref. No. N/A         |
| pump cover ALBA PUMPS (C&A) inlet ø 45 mm   |   |                 |                      |



|   |   |                 |                        |
|---|---|-----------------|------------------------|
| <b>1</b>  |   |                 |                        |
| <b>GEV No.</b>  | 500430  | <b>Ref. No.</b> | 45/40mm 1,0Hp C.500430 |
| <b>description</b>  | pump inlet ø 45mm outlet ø 40mm type C500430 230V 1 phase 0,74kW 1HP L 200mm rotation direction right capacitor 12,5µF ALBA PUMPS (C&A) |                 |                        |
| <b>spare parts for</b> 500430   |   |                 |                        |
|    | GEV No.   | 365014          | Ref. No. —             |
| operating capacitor capacity 12,5µF 400V  |   |                 |                        |
|    | GEV No.   | 509021          | Ref. No. ATA 4702      |
| impellor ø 102 mm H 32 mm shaft intake ø 9/8mm                                      |   |                 |                        |
|    | GEV No.   | 510692          | Ref. No. N/A           |
| mechanical shaft seal for shaft ø 11 mm   |   |                 |                        |
|  | GEV No.   | 521531          | Ref. No. N/A           |
| pump cover ALBA PUMPS (C&A) inlet ø 45 mm   |   |                 |                        |
|  | GEV No.   | 521709          | Ref. No. N/A           |
| O-ring EPDM thickness 3 mm ID ø 126 mm Qty 1 pcs                                    |   |                 |                        |












|   |   |                 |                             |
|---|---|-----------------|-----------------------------|
| <b>1</b>  |   |                 |                             |
| <b>GEV No.</b>  | 500434  | <b>Ref. No.</b> | 45/40mm 1,0Hp chiu. C500434 |
| <b>description</b>  | pump inlet ø 45mm outlet ø 40mm type C500434 230V 1 phase 0,74kW 1HP L 300mm rotation direction right capacitor 12,5µF ALBA PUMPS (C&A) |                 |                             |
| <b>spare parts for</b> 500434   |   |                 |                             |
|  | GEV No.   | 365014          | Ref. No. —                  |
| operating capacitor capacity 12,5µF 400V  |   |                 |                             |





Table continues overleaf

|   |         |        |          |                    |
|---|---------|--------|----------|--------------------|
| <b>spare parts for</b> 500434   |         |        |          |                    |
|  | GEV No. | 510692 | Ref. No. | N/A                |
| mechanical shaft seal for shaft $\varnothing$ 11 mm                               |         |        |          |                    |
|  | GEV No. | 521238 | Ref. No. | girante per 1022sx |
| impellor $\varnothing$ 103 mm H 32 mm rotation direction right                    |         |        |          |                    |
|  | GEV No. | 521531 | Ref. No. | N/A                |
| pump cover ALBA PUMPS (C&A) inlet $\varnothing$ 45 mm                             |         |        |          |                    |
|  | GEV No. | 521709 | Ref. No. | N/A                |
| O-ring EPDM thickness 3 mm ID $\varnothing$ 126 mm Qty 1 pcs                      |         |        |          |                    |



|   |  |                 |                             |          |
|---|--|-----------------|-----------------------------|----------|
| <b>GEV No.</b>  | 500435   | <b>Ref. No.</b> | 45/40 1,0Hp chiusa C.500435 |          |
| <b>description</b>  | pump inlet $\varnothing$ 45mm outlet $\varnothing$ 40mm type C500435 230/400V 3 phase 0,74kW 1HP L 300mm rotation direction right ALBA PUMPS (C&A) |                 |                             |          |
| <b>spare parts for</b> 500435   |  |                 |                             |          |
|  | GEV No.  | 509021          | Ref. No.                    | ATA 4702 |
| impellor $\varnothing$ 102 mm H 32 mm shaft intake $\varnothing$ 9/8mm              |  |                 |                             |          |
|  | GEV No.  | 510692          | Ref. No.                    | N/A      |
| mechanical shaft seal for shaft $\varnothing$ 11 mm                                 |  |                 |                             |          |
|  | GEV No.  | 521531          | Ref. No.                    | N/A      |
| pump cover ALBA PUMPS (C&A) inlet $\varnothing$ 45 mm                               |  |                 |                             |          |
|  | GEV No.  | 521709          | Ref. No.                    | N/A      |
| O-ring EPDM thickness 3 mm ID $\varnothing$ 126 mm Qty 1 pcs                        |  |                 |                             |          |



|   |   |                 |          |                      |
|---|---|-----------------|----------|----------------------|
| <b>GEV No.</b>  | 500367  | <b>Ref. No.</b> | 5688     |                      |
| <b>description</b>  | pump inlet $\varnothing$ 45mm outlet $\varnothing$ 40mm type C5688 230/400V 50Hz 3 phase 0,74kW 1HP L 250mm rotation direction right ALBA PUMPS (C&A) |                 |          |                      |
| <b>spare parts for</b> 500367   |   |                 |          |                      |
|    | GEV No.   | 510692          | Ref. No. | N/A                  |
| mechanical shaft seal for shaft $\varnothing$ 11 mm                                 |   |                 |          |                      |
|    | GEV No.   | 521235          | Ref. No. | girante per 5688 ARI |
| impellor $\varnothing$ 102 mm H 32 mm   |   |                 |          |                      |
|  | GEV No.   | 521531          | Ref. No. | N/A                  |
| pump cover ALBA PUMPS (C&A) inlet $\varnothing$ 45 mm                               |   |                 |          |                      |
|  | GEV No.   | 521709          | Ref. No. | N/A                  |
| O-ring EPDM thickness 3 mm ID $\varnothing$ 126 mm Qty 1 pcs                        |   |                 |          |                      |








|   |   |                 |                            |          |
|---|---|-----------------|----------------------------|----------|
| <b>GEV No.</b>  | 500114  | <b>Ref. No.</b> | C.5800/2013 C.5801 GEV5801 |          |
| <b>description</b>  | pump inlet $\varnothing$ 45mm outlet $\varnothing$ 40mm type C5800/2013 230V 50Hz 1 phase 0,75kW 1HP L 225mm rotation direction right capacitor 16 $\mu$ F ALBA PUMPS (C&A) |                 |                            |          |
| <b>spare parts for</b> 500114   |   |                 |                            |          |
|  | GEV No.   | 365021          | Ref. No.                   | —        |
| operating capacitor capacity 16 $\mu$ F 425V  |   |                 |                            |          |
|  | GEV No.   | 509021          | Ref. No.                   | ATA 4702 |
| impellor $\varnothing$ 102 mm H 32 mm shaft intake $\varnothing$ 9/8mm              |   |                 |                            |          |

Table continues overleaf



|   |         |        |              |
|---|---------|--------|--------------|
| <b>spare parts for</b> 500114   |         |        |              |
|  | GEV No. | 510693 | Ref. No. N/A |
| mechanical shaft seal for shaft ø 12 mm   |         |        |              |
|  | GEV No. | 521531 | Ref. No. N/A |
| pump cover ALBA PUMPS (C&A) inlet ø 45 mm   |         |        |              |
|  | GEV No. | 521709 | Ref. No. N/A |
| O-ring EPDM thickness 3 mm ID ø 126 mm Qty 1 pcs                                  |         |        |              |



|   |   |                 |                   |
|---|---|-----------------|-------------------|
| <b>1</b>  |   |                 |                   |
| <b>GEV No.</b>  | 500090  | <b>Ref. No.</b> | 5803              |
| <b>description</b>  | pump inlet ø 45mm outlet ø 40mm type C5803 230V 50Hz 1 phase 0,55kW 0,75HP L 210mm rotation direction right capacitor 12,5µF ALBA PUMPS (C&A) |                 |                   |
| <b>spare parts for</b> 500090   |   |                 |                   |
|  | GEV No.   | 365014          | Ref. No. —        |
| operating capacitor capacity 12,5µF 400V  |   |                 |                   |
|  | GEV No.   | 509021          | Ref. No. ATA 4702 |
| impellor ø 102 mm H 32 mm shaft intake ø 9/8mm                                      |   |                 |                   |
|  | GEV No.   | 510692          | Ref. No. N/A      |
| mechanical shaft seal for shaft ø 11 mm   |   |                 |                   |
|  | GEV No.   | 521531          | Ref. No. N/A      |
| pump cover ALBA PUMPS (C&A) inlet ø 45 mm   |   |                 |                   |
|  | GEV No.   | 521709          | Ref. No. N/A      |
| O-ring EPDM thickness 3 mm ID ø 126 mm Qty 1 pcs                                    |   |                 |                   |








|   |   |                 |                      |
|---|---|-----------------|----------------------|
| <b>1</b>  |   |                 |                      |
| <b>GEV No.</b>  | 500188  | <b>Ref. No.</b> | 7274                 |
| <b>description</b>  | pump inlet ø 45mm outlet ø 40mm type C7274 230V 1 phase 0,37kW 0,5HP L 215mm rotation direction right capacitor 10µF auxiliary pressure connection 18mm supporting pressure closed ALBA PUMPS (C&A) |                 |                      |
| <b>spare parts for</b> 500188   |   |                 |                      |
|    | GEV No.   | 365015          | Ref. No. —           |
| operating capacitor capacity 10µF 400V  |   |                 |                      |
|    | GEV No.   | 509014          | Ref. No. N/A         |
| O-ring EPDM thickness 1,78 mm ID ø 107,67 mm  |   |                 |                      |
|  | GEV No.   | 509028          | Ref. No. ATA N. 7685 |
| impellor ø 87 mm H 21 mm rotation direction right                                   |   |                 |                      |
|  | GEV No.   | 510693          | Ref. No. N/A         |
| mechanical shaft seal for shaft ø 12 mm   |   |                 |                      |
|  | GEV No.   | 521541          | Ref. No. 355         |
| pump cover ALBA PUMPS (C&A) inlet ø 45 mm   |   |                 |                      |



|   |   |                 |                               |
|---|---|-----------------|-------------------------------|
| <b>GEV No.</b>  | 500189  | <b>Ref. No.</b> | ATA7279<br>ATAC7279<br>C.7279 |
| <b>description</b>  | pump inlet ø 45mm outlet ø 40mm type C7279 230V 1 phase 0,37kW 0,5HP L 215mm rotation direction right capacitor 10µF ALBA PUMPS (C&A) |                 |                               |
| <b>spare parts for</b>  | 500189  |                 |                               |
|    | <b>GEV No.</b>  | 365015          | <b>Ref. No.</b> —             |
|   | operating capacitor capacity 10µF 400V  |                 |                               |
|    | <b>GEV No.</b>  | 509014          | <b>Ref. No.</b> N/A           |
|   | O-ring EPDM thickness 1,78 mm ID ø 107,67 mm  |                 |                               |
|   | <b>GEV No.</b>  | 509028          | <b>Ref. No.</b> ATA N. 7685   |
|   | impellor ø 87 mm H 21 mm rotation direction right   |                 |                               |
|  | <b>GEV No.</b>  | 510693          | <b>Ref. No.</b> N/A           |
|   | mechanical shaft seal for shaft ø 12 mm   |                 |                               |
|  | <b>GEV No.</b>  | 521541          | <b>Ref. No.</b> 355           |
|   | pump cover ALBA PUMPS (C&A) inlet ø 45 mm   |                 |                               |



|   |  |                 |                     |
|---|--|-----------------|---------------------|
| <b>GEV No.</b>  | 500181   | <b>Ref. No.</b> | 7675                |
| <b>description</b>  | pump inlet ø 45mm outlet ø 40mm type C7675 230V 50Hz 1 phase 0,29kW 0,4HP L 175mm rotation direction right capacitor 10µF ALBA PUMPS (C&A) |                 |                     |
| <b>spare parts for</b>  | 500181   |                 |                     |
|  | <b>GEV No.</b>   | 365015          | <b>Ref. No.</b> —   |
|   | operating capacitor capacity 10µF 400V   |                 |                     |
|  | <b>GEV No.</b>   | 509018          | <b>Ref. No.</b> N/A |
|   | O-ring EPDM thickness 3,53 mm ID ø 107,5 mm  |                 |                     |

|   |   |        |                             |
|---|---|--------|-----------------------------|
| <b>spare parts for</b> 500181   |   |        |                             |
|  | <b>GEV No.</b>                                    | 509028 | <b>Ref. No.</b> ATA N. 7685 |
|   | impellor ø 87 mm H 21 mm rotation direction right |        |                             |
|  | <b>GEV No.</b>                                    | 510693 | <b>Ref. No.</b> N/A         |
|   | mechanical shaft seal for shaft ø 12 mm           |        |                             |
|  | <b>GEV No.</b>                                    | 521528 | <b>Ref. No.</b> N/A         |
|   | pump cover ALBA PUMPS (C&A) inlet ø 45 mm         |        |                             |



|   |  |                 |                                    |
|---|--|-----------------|------------------------------------|
| <b>GEV No.</b>  | 499032   | <b>Ref. No.</b> | CM12190                            |
| <b>description</b>  | pump inlet ø 45mm outlet ø 40mm type CM12190 230V 50Hz 1 phase 0,73kW 1HP L 304mm rotation direction right capacitor 12,5µF ALBA PUMPS (C&A) |                 |                                    |
| <b>spare parts for</b>  | 499032   |                 |                                    |
|  | <b>GEV No.</b>   | 365014          | <b>Ref. No.</b> —                  |
|   | operating capacitor capacity 12,5µF 400V   |                 |                                    |
|  | <b>GEV No.</b>   | 510692          | <b>Ref. No.</b> N/A                |
|   | mechanical shaft seal for shaft ø 11 mm  |                 |                                    |
|  | <b>GEV No.</b>   | 521238          | <b>Ref. No.</b> girante per 1022sx |
|   | impellor ø 103 mm H 32 mm rotation direction right   |                 |                                    |
|  | <b>GEV No.</b>   | 521531          | <b>Ref. No.</b> N/A                |
|   | pump cover ALBA PUMPS (C&A) inlet ø 45 mm  |                 |                                    |
|  | <b>GEV No.</b>   | 521709          | <b>Ref. No.</b> N/A                |
|   | O-ring EPDM thickness 3 mm ID ø 126 mm Qty 1 pcs   |                 |                                    |



1

|   |  |                 |                          |
|---|--|-----------------|--------------------------|
| <b>GEV No.</b>  | 499033   | <b>Ref. No.</b> | CM122                    |
| <b>description</b>  | pump inlet ø 45mm outlet ø 40mm type CM122 230V 50Hz 1 phase 0,37kW 0,5HP L 305mm rotation direction right capacitor 12,5µF ALBA PUMPS (C&A) |                 |                          |
| <b>spare parts for</b>  | 499033   |                 |                          |
|    | <b>GEV No.</b>   | 365014          | <b>Ref. No.</b> —        |
|   | operating capacitor capacity 12,5µF 400V   |                 |                          |
|    | <b>GEV No.</b>   | 509021          | <b>Ref. No.</b> ATA 4702 |
|   | impellor ø 102 mm H 32 mm shaft intake ø 9/8mm   |                 |                          |
|    | <b>GEV No.</b>   | 510692          | <b>Ref. No.</b> N/A      |
|   | mechanical shaft seal for shaft ø 11 mm  |                 |                          |
|  | <b>GEV No.</b>   | 521531          | <b>Ref. No.</b> N/A      |
|   | pump cover ALBA PUMPS (C&A) inlet ø 45 mm  |                 |                          |
|  | <b>GEV No.</b>   | 521709          | <b>Ref. No.</b> N/A      |
|   | O-ring EPDM thickness 3 mm ID ø 126 mm Qty 1 pcs   |                 |                          |



1

|                    |  |                 |         |
|--------------------|--|-----------------|---------|
| <b>GEV No.</b>     | 499038   | <b>Ref. No.</b> | JM25752 |
| <b>description</b> | pump inlet ø 45mm outlet ø 40mm type JM25752 230V 50Hz 1 phase 0,75kW 1,1HP L 303mm rotation direction right capacitor 12,5µF ALBA PUMPS (C&A) |                 |         |



1

|   |   |                 |                          |
|---|---|-----------------|--------------------------|
| <b>GEV No.</b>  | 500184  | <b>Ref. No.</b> | 4683                     |
| <b>description</b>  | pump inlet ø 50mm outlet ø 40mm type C4683 230V 50Hz 1 phase 0,55kW 0,75HP L 260mm rotation direction right capacitor 12,5µF ALBA PUMPS (C&A) |                 |                          |
| <b>spare parts for</b>  | 500184  |                 |                          |
|    | <b>GEV No.</b>  | 365014          | <b>Ref. No.</b> —        |
|   | operating capacitor capacity 12,5µF 400V  |                 |                          |
|    | <b>GEV No.</b>  | 509021          | <b>Ref. No.</b> ATA 4702 |
|   | impellor ø 102 mm H 32 mm shaft intake ø 9/8mm  |                 |                          |
|   | <b>GEV No.</b>  | 510692          | <b>Ref. No.</b> N/A      |
|   | mechanical shaft seal for shaft ø 11 mm   |                 |                          |
|  | <b>GEV No.</b>  | 521530          | <b>Ref. No.</b> N/A      |
|   | pump cover ALBA PUMPS (C&A) inlet ø 50 mm   |                 |                          |
|  | <b>GEV No.</b>  | 521709          | <b>Ref. No.</b> N/A      |
|   | O-ring EPDM thickness 3 mm ID ø 126 mm Qty 1 pcs  |                 |                          |



1






|   |   |                 |                   |
|---|---|-----------------|-------------------|
| <b>GEV No.</b>  | 500190  | <b>Ref. No.</b> | 4710              |
| <b>description</b>  | pump inlet ø 50mm outlet ø 40mm type C4710 230V 50Hz 1 phase 0,55kW 0,75HP L 240mm rotation direction right capacitor 12,5µF ALBA PUMPS (C&A) |                 |                   |
| <b>spare parts for</b>  | 500190  |                 |                   |
|  | <b>GEV No.</b>  | 365014          | <b>Ref. No.</b> — |
|   | operating capacitor capacity 12,5µF 400V  |                 |                   |






Table continues overleaf



|   |         |        |                   |
|---|---------|--------|-------------------|
| <b>spare parts for</b> 500190   |         |        |                   |
|  | GEV No. | 509021 | Ref. No. ATA 4702 |
| impellor ø 102 mm H 32 mm shaft intake ø 9/8mm                                    |         |        |                   |
|  | GEV No. | 510693 | Ref. No. N/A      |
| mechanical shaft seal for shaft ø 12 mm   |         |        |                   |
|  | GEV No. | 521530 | Ref. No. N/A      |
| pump cover ALBA PUMPS (C&A) inlet ø 50 mm   |         |        |                   |
|  | GEV No. | 521709 | Ref. No. N/A      |
| O-ring EPDM thickness 3 mm ID ø 126 mm Qty 1 pcs                                  |         |        |                   |







|                    |   |                 |      |
|--------------------|---|-----------------|------|
| <b>GEV No.</b>     | 500192  | <b>Ref. No.</b> | 4715 |
| <b>description</b> | pump inlet ø 50mm outlet ø 40mm type C4715 230V 50Hz 1 phase 0,55kW 0,75HP L 240mm rotation direction right capacitor 12,5µF ALBA PUMPS (C&A) |                 |      |

|   |         |        |                   |
|---|---------|--------|-------------------|
| <b>spare parts for</b> 500192   |         |        |                   |
|  | GEV No. | 365014 | Ref. No. —        |
| operating capacitor capacity 12,5µF 400V  |         |        |                   |
|  | GEV No. | 509021 | Ref. No. ATA 4702 |
| impellor ø 102 mm H 32 mm shaft intake ø 9/8mm                                      |         |        |                   |
|  | GEV No. | 510693 | Ref. No. N/A      |
| mechanical shaft seal for shaft ø 12 mm   |         |        |                   |
|  | GEV No. | 521530 | Ref. No. N/A      |
| pump cover ALBA PUMPS (C&A) inlet ø 50 mm   |         |        |                   |
|  | GEV No. | 521709 | Ref. No. N/A      |
| O-ring EPDM thickness 3 mm ID ø 126 mm Qty 1 pcs                                    |         |        |                   |



|                    |   |                 |      |
|--------------------|---|-----------------|------|
| <b>GEV No.</b>     | 500191  | <b>Ref. No.</b> | 4757 |
| <b>description</b> | pump inlet ø 50mm outlet ø 40mm type C4757 400V 50Hz 3 phase 0,74kW 1HP L 255mm rotation direction right ALBA PUMPS (C&A) |                 |      |

|   |         |        |                   |
|---|---------|--------|-------------------|
| <b>spare parts for</b> 500191   |         |        |                   |
|    | GEV No. | 509021 | Ref. No. ATA 4702 |
| impellor ø 102 mm H 32 mm shaft intake ø 9/8mm                                      |         |        |                   |
|    | GEV No. | 510692 | Ref. No. N/A      |
| mechanical shaft seal for shaft ø 11 mm   |         |        |                   |
|   | GEV No. | 521530 | Ref. No. N/A      |
| pump cover ALBA PUMPS (C&A) inlet ø 50 mm   |         |        |                   |
|  | GEV No. | 521709 | Ref. No. N/A      |
| O-ring EPDM thickness 3 mm ID ø 126 mm Qty 1 pcs                                    |         |        |                   |



|                    |  |                 |      |
|--------------------|--|-----------------|------|
| <b>GEV No.</b>     | 500013   | <b>Ref. No.</b> | 4100 |
| <b>description</b> | pump inlet ø 50mm outlet ø 48mm type C4100 400V 50Hz 3 phase 1,1kW 1,5HP L 325mm rotation direction right ALBA PUMPS (C&A) |                 |      |





|   |         |        |                                |
|---|---------|--------|--------------------------------|
| <b>spare parts for</b> 500013   |         |        |                                |
|  | GEV No. | 510551 | Ref. No. N/A                   |
| pump cover gasket ID ø 158,3 mm   |         |        |                                |
|  | GEV No. | 510620 | Ref. No. Girante p. pompa 4100 |
| impellor ø 109 mm H 27 mm rotation direction right                                  |         |        |                                |





Table continues overleaf



|   |   |        |              |
|---|---|--------|--------------|
| <b>spare parts for</b> 500013   |   |        |              |
|  | GEV No.                                 | 510693 | Ref. No. N/A |
|   | mechanical shaft seal for shaft ø 12 mm |        |              |
|  | GEV No.                                 | 521535 | Ref. No. N/A |
|   | pump cover inlet ø 50 mm outlet ø 48 mm |        |              |







1

|   |  |                 |                             |
|---|--|-----------------|-----------------------------|
| <b>GEV No.</b>  | 500185   | <b>Ref. No.</b> | 4630                        |
| <b>description</b>  | pump inlet ø 50mm outlet ø 48mm type C4630 230V 50Hz 1 phase 0,74kW 1HP L 325mm rotation direction right capacitor 16µF ALBA PUMPS (C&A) |                 |                             |
| <b>spare parts for</b> 500185   |  |                 |                             |
|  | GEV No.  | 365021          | Ref. No. —                  |
|   | operating capacitor capacity 16µF 425V   |                 |                             |
|  | GEV No.  | 510692          | Ref. No. N/A                |
|   | mechanical shaft seal for shaft ø 11 mm  |                 |                             |
|  | GEV No.  | 521238          | Ref. No. girante per 1022sx |
|   | impellor ø 103 mm H 32 mm rotation direction right   |                 |                             |
|  | GEV No.  | 521546          | Ref. No. N/A                |
|   | pump cover ALBA PUMPS (C&A) inlet ø 50 mm  |                 |                             |
|  | GEV No.  | 521709          | Ref. No. N/A                |
|   | O-ring EPDM thickness 3 mm ID ø 126 mm Qty 1 pcs   |                 |                             |



1

|   |   |                 |                             |
|---|---|-----------------|-----------------------------|
| <b>GEV No.</b>  | 500198  | <b>Ref. No.</b> | 5630 trifase C5630          |
| <b>description</b>  | pump inlet ø 50mm outlet ø 48mm type C5630 230/400V 50Hz 3 phase 0,74kW 1HP L 305mm rotation direction right ALBA PUMPS (C&A) |                 |                             |
| <b>spare parts for</b> 500198   |   |                 |                             |
|    | GEV No.   | 503125          | Ref. No. N/A                |
|   | pump cover gasket EPDM thickness 3 mm ID ø 129 mm   |                 |                             |
|    | GEV No.   | 510692          | Ref. No. N/A                |
|   | mechanical shaft seal for shaft ø 11 mm   |                 |                             |
|  | GEV No.   | 521238          | Ref. No. girante per 1022sx |
|   | impellor ø 103 mm H 32 mm rotation direction right  |                 |                             |
|  | GEV No.   | 521546          | Ref. No. N/A                |
|   | pump cover ALBA PUMPS (C&A) inlet ø 50 mm   |                 |                             |



1





|   |   |                 |               |
|---|---|-----------------|---------------|
| <b>GEV No.</b>  | 500272  | <b>Ref. No.</b> | ATA6600 C6600 |
| <b>description</b>  | pump inlet ø 50mm outlet ø 48mm type C6600 230/400V 50Hz 3 phase 0,89kW 1,2HP L 300mm rotation direction right ALBA PUMPS (C&A) |                 |               |
| <b>spare parts for</b> 500272   |   |                 |               |
|  | GEV No.   | 503125          | Ref. No. N/A  |
|   | pump cover gasket EPDM thickness 3 mm ID ø 129 mm   |                 |               |
|  | GEV No.   | 510692          | Ref. No. N/A  |
|   | mechanical shaft seal for shaft ø 11 mm   |                 |               |





Table continues overleaf

|   |         |        |          |                    |
|---|---------|--------|----------|--------------------|
| <b>spare parts for</b> 500272   |         |        |          |                    |
|  | GEV No. | 521238 | Ref. No. | girante per 1022sx |
| impellor ø 103 mm H 32 mm rotation direction right                                |         |        |          |                    |
|  | GEV No. | 521546 | Ref. No. | N/A                |
| pump cover ALBA PUMPS (C&A) inlet ø 50 mm   |         |        |          |                    |



|   |  |                 |          |     |
|---|--|-----------------|----------|-----|
| <b>GEV No.</b>  | 499162   | <b>Ref. No.</b> | 7290E    |     |
| <b>description</b>  | pump inlet ø 50mm outlet ø 48mm type C7290E 415V 50Hz 3 phase 1kW 1,3HP L 320mm rotation direction right supporting pressure closed ALBA PUMPS (C&A) |                 |          |     |
| <b>spare parts for</b>  | 499162   |                 |          |     |
|  | GEV No.  | 510551          | Ref. No. | N/A |
| pump cover gasket ID ø 158,3 mm   |  |                 |          |     |
|  | GEV No.  | 510693          | Ref. No. | N/A |
| mechanical shaft seal for shaft ø 12 mm   |  |                 |          |     |
|  | GEV No.  | 521022          | Ref. No. | —   |
| fanwheel cover ID ø 137mm ED ø 142mm H 70mm   |  |                 |          |     |
|  | GEV No.  | 521241          | Ref. No. | N/A |
| impellor ø 110 mm H 28 mm rotation direction right                                  |  |                 |          |     |
|  | GEV No.  | 521535          | Ref. No. | N/A |
| pump cover inlet ø 50 mm outlet ø 48 mm   |  |                 |          |     |



|   |  |                 |          |          |
|---|--|-----------------|----------|----------|
| <b>GEV No.</b>  | 499028   | <b>Ref. No.</b> | ET170    |          |
| <b>description</b>  | pump inlet ø 60mm outlet ø 48mm type ET170 230V 50Hz 1 phase 0,9kW 1,22HP L 303mm rotation direction right capacitor 12,5µF ALBA PUMPS (C&A) |                 |          |          |
| <b>spare parts for</b>  | 499028   |                 |          |          |
|    | GEV No.  | 365021          | Ref. No. | —        |
| operating capacitor capacity 16µF 425V  |  |                 |          |          |
|    | GEV No.  | 509021          | Ref. No. | ATA 4702 |
| impellor ø 102 mm H 32 mm shaft intake ø 9/8mm                                      |  |                 |          |          |
|   | GEV No.  | 510693          | Ref. No. | N/A      |
| mechanical shaft seal for shaft ø 12 mm   |  |                 |          |          |
|  | GEV No.  | 521709          | Ref. No. | N/A      |
| O-ring EPDM thickness 3 mm ID ø 126 mm Qty 1 pcs                                    |  |                 |          |          |











|   |   |                 |          |     |
|---|---|-----------------|----------|-----|
| <b>GEV No.</b>  | 499029  | <b>Ref. No.</b> | AG5032   |     |
| <b>description</b>  | pump inlet ø 62mm outlet ø 50mm type AG5032 230/400V 50Hz 3 phase 2kW 2,7HP L 344mm rotation direction right ALBA PUMPS (C&A) |                 |          |     |
| <b>spare parts for</b>  | 499029  |                 |          |     |
|  | GEV No.   | 510551          | Ref. No. | N/A |
| pump cover gasket ID ø 158,3 mm   |   |                 |          |     |
|  | GEV No.   | 510693          | Ref. No. | N/A |
| mechanical shaft seal for shaft ø 12 mm   |   |                 |          |     |
|  | GEV No.   | 521241          | Ref. No. | N/A |
| impellor ø 110 mm H 28 mm rotation direction right                                  |   |                 |          |     |




Table continues overleaf

|   |                |        |                     |
|---|----------------|--------|---------------------|
| <b>spare parts for</b> 499029   |                |        |                     |
|  | <b>GEV No.</b> | 521536 | <b>Ref. No.</b> N/A |
| pump cover ALBA / LGB inlet ø 62 mm outlet ø 50 mm                                |                |        |                     |



|   |   |        |                 |                       |
|---|---|--------|-----------------|-----------------------|
| <b>1</b>  | <b>GEV No.</b>  | 500302 | <b>Ref. No.</b> | 12002SX               |
| <b>description</b>  | pump inlet ø 62mm outlet ø 50mm type C12002 230/400V 50Hz 3 phase 0,55kW 0,75HP L 320mm rotation direction right auxiliary pressure connection 12mm supporting pressure closed ALBA PUMPS (C&A) |        |                 |                       |
| <b>spare parts for</b> 500302   |   |        |                 |                       |
|   | <b>GEV No.</b>  | 510551 | <b>Ref. No.</b> | N/A                   |
| pump cover gasket ID ø 158,3 mm   |   |        |                 |                       |
|  | <b>GEV No.</b>  | 510620 | <b>Ref. No.</b> | Girante p. pompa 4100 |
| impellor ø 109 mm H 27 mm rotation direction right                                  |   |        |                 |                       |
|  | <b>GEV No.</b>  | 510693 | <b>Ref. No.</b> | N/A                   |
| mechanical shaft seal for shaft ø 12 mm   |   |        |                 |                       |
|  | <b>GEV No.</b>  | 521536 | <b>Ref. No.</b> | N/A                   |
| pump cover ALBA / LGB inlet ø 62 mm outlet ø 50 mm                                  |   |        |                 |                       |



|   |  |        |                 |                            |
|---|--|--------|-----------------|----------------------------|
| <b>1</b>  | <b>GEV No.</b>   | 500440 | <b>Ref. No.</b> | 63/48 1,2Hp chiusa C.12950 |
| <b>description</b>  | pump inlet ø 62mm outlet ø 50mm type C12950 230/400V 50Hz 3 phase 0,89kW 1,2HP L 315mm rotation direction right ALBA PUMPS (C&A) |        |                 |                            |
| <b>spare parts for</b> 500440   |  |        |                 |                            |
|    | <b>GEV No.</b>   | 510551 | <b>Ref. No.</b> | N/A                        |
| pump cover gasket ID ø 158,3 mm   |  |        |                 |                            |
|  | <b>GEV No.</b>   | 510693 | <b>Ref. No.</b> | N/A                        |
| mechanical shaft seal for shaft ø 12 mm   |  |        |                 |                            |
|  | <b>GEV No.</b>   | 521536 | <b>Ref. No.</b> | N/A                        |
| pump cover ALBA / LGB inlet ø 62 mm outlet ø 50 mm                                  |  |        |                 |                            |










|   |  |        |                 |      |
|---|--|--------|-----------------|------|
| <b>1</b>  | <b>GEV No.</b>   | 500024 | <b>Ref. No.</b> | 2001 |
| <b>description</b>  | pump inlet ø 62mm outlet ø 50mm type C2001 230/400V 50Hz 3 phase 1,5kW 2HP L 325mm rotation direction right ALBA PUMPS (C&A) |        |                 |      |
| <b>spare parts for</b> 500024   |  |        |                 |      |
|  | <b>GEV No.</b>   | 510551 | <b>Ref. No.</b> | N/A  |
| pump cover gasket ID ø 158,3 mm   |  |        |                 |      |
|  | <b>GEV No.</b>   | 510693 | <b>Ref. No.</b> | N/A  |
| mechanical shaft seal for shaft ø 12 mm   |  |        |                 |      |






Table continues overleaf

|   |         |        |              |
|---|---------|--------|--------------|
| <b>spare parts for</b> 500024   |         |        |              |
|  | GEV No. | 521241 | Ref. No. N/A |
| impellor ø 110 mm H 28 mm rotation direction right                                |         |        |              |
|  | GEV No. | 521536 | Ref. No. N/A |
| pump cover ALBA / LGB inlet ø 62 mm outlet ø 50 mm                                |         |        |              |



|   |   |                 |                          |
|---|---|-----------------|--------------------------|
| <b>GEV No.</b>  | 500436  | <b>Ref. No.</b> | 60/50 1,0Hp Aperta C380A |
| <b>description</b>  | pump inlet ø 62mm outlet ø 50mm type C380A 230V 50Hz 1 phase 0,74kW 1HP L 245mm rotation direction right ALBA PUMPS (C&A) |                 |                          |
| <b>spare parts for</b> 500436   |   |                 |                          |
|  | GEV No.   | 510551          | Ref. No. N/A             |
| pump cover gasket ID ø 158,3 mm   |   |                 |                          |
|  | GEV No.   | 510693          | Ref. No. N/A             |
| mechanical shaft seal for shaft ø 12 mm   |   |                 |                          |
|  | GEV No.   | 521536          | Ref. No. N/A             |
| pump cover ALBA / LGB inlet ø 62 mm outlet ø 50 mm                                  |   |                 |                          |



|   |  |                 |                          |
|---|--|-----------------|--------------------------|
| <b>GEV No.</b>  | 500441   | <b>Ref. No.</b> | 63/48 1,5Hp chiusa C.441 |
| <b>description</b>  | pump inlet ø 62mm outlet ø 50mm type C441 230V 50Hz 1 phase 1,1kW 1,5HP L 325mm rotation direction right capacitor 20µF auxiliary pressure connection 12mm supporting pressure closed ALBA PUMPS (C&A) |                 |                          |
| <b>spare parts for</b> 500441   |  |                 |                          |
|    | GEV No.  | 365019          | Ref. No. —               |
| operating capacitor capacity 20µF 400V  |  |                 |                          |
|   | GEV No.  | 510551          | Ref. No. N/A             |
| pump cover gasket ID ø 158,3 mm   |  |                 |                          |
|  | GEV No.  | 510693          | Ref. No. N/A             |
| mechanical shaft seal for shaft ø 12 mm   |  |                 |                          |
|  | GEV No.  | 521241          | Ref. No. N/A             |
| impellor ø 110 mm H 28 mm rotation direction right                                  |  |                 |                          |
|  | GEV No.  | 521536          | Ref. No. N/A             |
| pump cover ALBA / LGB inlet ø 62 mm outlet ø 50 mm                                  |  |                 |                          |










|   |  |                 |                     |
|---|--|-----------------|---------------------|
| <b>GEV No.</b>  | 500443   | <b>Ref. No.</b> | 63/48 2,7Hp C500443 |
| <b>description</b>  | pump inlet ø 62mm outlet ø 50mm type C500443 400V 50Hz 3 phase 2kW 2,7HP L 350mm rotation direction right auxiliary pressure connection 12mm supporting pressure closed ALBA PUMPS (C&A) |                 |                     |
| <b>spare parts for</b> 500443   |  |                 |                     |
|  | GEV No.  | 510551          | Ref. No. N/A        |
| pump cover gasket ID ø 158,3 mm   |  |                 |                     |





Table continues overleaf

|   |         |        |              |
|---|---------|--------|--------------|
| <b>spare parts for</b> 500443   |         |        |              |
|  | GEV No. | 510693 | Ref. No. N/A |
| mechanical shaft seal for shaft $\varnothing$ 12 mm                               |         |        |              |
|  | GEV No. | 521536 | Ref. No. N/A |
| pump cover ALBA / LGB inlet $\varnothing$ 62 mm outlet $\varnothing$ 50 mm        |         |        |              |



|   |   |                 |                                |
|---|---|-----------------|--------------------------------|
| <b>1</b>  |   |                 |                                |
| <b>GEV No.</b>  | 499026  | <b>Ref. No.</b> | CM12250                        |
| <b>description</b>  | pump inlet $\varnothing$ 62mm outlet $\varnothing$ 50mm type CM12250 230/400V 3 phase 1,12kW 1,52HP L 345mm rotation direction right ALBA PUMPS (C&A) |                 |                                |
| <b>spare parts for</b> 499026   |   |                 |                                |
|  | GEV No.   | 510551          | Ref. No. N/A                   |
| pump cover gasket ID $\varnothing$ 158,3 mm   |   |                 |                                |
|  | GEV No.   | 510620          | Ref. No. Girante p. pompa 4100 |
| impellor $\varnothing$ 109 mm H 27 mm rotation direction right                      |   |                 |                                |
|  | GEV No.   | 510693          | Ref. No. N/A                   |
| mechanical shaft seal for shaft $\varnothing$ 12 mm                                 |   |                 |                                |
|  | GEV No.   | 521536          | Ref. No. N/A                   |
| pump cover ALBA / LGB inlet $\varnothing$ 62 mm outlet $\varnothing$ 50 mm          |   |                 |                                |



|   |  |                 |              |
|---|--|-----------------|--------------|
| <b>1</b>  |  |                 |              |
| <b>GEV No.</b>  | 499020   | <b>Ref. No.</b> | DH3846       |
| <b>description</b>  | pump inlet $\varnothing$ 62mm outlet $\varnothing$ 50mm type DH3846 230/400V 50Hz 3 phase 1,47kW 2HP L 345mm rotation direction right auxiliary pressure connection 12mm supporting pressure closed ALBA PUMPS (C&A) |                 |              |
| <b>spare parts for</b> 499020   |  |                 |              |
|    | GEV No.  | 510551          | Ref. No. N/A |
| pump cover gasket ID $\varnothing$ 158,3 mm   |  |                 |              |
|   | GEV No.  | 510693          | Ref. No. N/A |
| mechanical shaft seal for shaft $\varnothing$ 12 mm                                 |  |                 |              |
|  | GEV No.  | 521241          | Ref. No. N/A |
| impellor $\varnothing$ 110 mm H 28 mm rotation direction right                      |  |                 |              |
|  | GEV No.  | 521536          | Ref. No. N/A |
| pump cover ALBA / LGB inlet $\varnothing$ 62 mm outlet $\varnothing$ 50 mm          |  |                 |              |







|   |   |                 |              |
|---|---|-----------------|--------------|
| <b>1</b>  |   |                 |              |
| <b>GEV No.</b>  | 499018  | <b>Ref. No.</b> | EL200        |
| <b>description</b>  | pump inlet $\varnothing$ 62mm outlet $\varnothing$ 50mm type EL200 230/400V 50Hz 3 phase 1,47kW 2HP L 344mm rotation direction right ALBA PUMPS (C&A) |                 |              |
| <b>spare parts for</b> 499018   |   |                 |              |
|  | GEV No.   | 510551          | Ref. No. N/A |
| pump cover gasket ID $\varnothing$ 158,3 mm   |   |                 |              |
|  | GEV No.   | 510693          | Ref. No. N/A |
| mechanical shaft seal for shaft $\varnothing$ 12 mm                                 |   |                 |              |

Table continues overleaf



**spare parts for** 499018

|   |         |        |          |  |
|---|---------|--------|----------|--|
|  | GEV No. | 521039 | Ref. No. | COPRIVENTO-<br>LA x 2701 FAN<br>COVER 2701 |
| fanwheel cover ID ø 156mm ED ø 161mm H 76mm                                       |         |        |          |  |
|  | GEV No. | 521536 | Ref. No. | N/A  |
| pump cover ALBA / LGB inlet ø 62 mm outlet ø 50 mm                                |         |        |          |  |






**1**

|   |   |                 |                            |  |
|---|---|-----------------|----------------------------|--|
| <b>GEV No.</b>  | 500501  | <b>Ref. No.</b> | C1204<br>GEV1204 63/53 2Hp |  |
| <b>description</b>  | pump inlet ø 62mm outlet ø 52mm type C1204 230/400V 50Hz 1 phase 1,5kW 2HP L 320mm rotation direction left ALBA PUMPS (C&A) |                 |                            |  |
| <b>spare parts for</b>  | 500501  |                 |                            |  |
|  | GEV No.   | 508395          | Ref. No.                   | chiocciola<br>12430                      |
| pump cover ALBA PUMPS (C&A) inlet ø 62 mm   |   |                 |                            |  |
|  | GEV No.   | 509030          | Ref. No.                   | N/A                                      |
| impellor ø 111 mm H 40 mm thread M8R blades 6                                       |   |                 |                            |  |
|  | GEV No.   | 510693          | Ref. No.                   | N/A                                      |
| mechanical shaft seal for shaft ø 12 mm   |   |                 |                            |  |
|  | GEV No.   | 521039          | Ref. No.                   | COPRIVENTOLA<br>x 2701 FAN<br>COVER 2701 |
| fanwheel cover ID ø 156mm ED ø 161mm H 76mm   |   |                 |                            |  |
|  | GEV No.   | 521532          | Ref. No.                   | —  |
| pump cover bottom part  |   |                 |                            |  |
|  | GEV No.   | 521711          | Ref. No.                   | N/A                                      |
| pump cover gasket EPDM thickness 3,53 mm  |   |                 |                            |  |






**1**

|   |   |                 |  |                     |
|---|---|-----------------|--|---------------------|
| <b>GEV No.</b>  | 500446  | <b>Ref. No.</b> | 63/53 2,7Hp<br>AP102055MA<br>C.AP12055MA |                     |
| <b>description</b>  | pump inlet ø 62mm outlet ø 52mm type C12055E 230/400V 50Hz 3 phase 2kW 2,7HP L 350mm rotation direction left ALBA PUMPS (C&A) |                 |  |                     |
| <b>spare parts for</b>  | 500446  |                 |  |                     |
|    | GEV No.   | 508395          | Ref. No.                                 | chiocciola<br>12430 |
| pump cover ALBA PUMPS (C&A) inlet ø 62 mm   |   |                 |  |                     |
|    | GEV No.   | 510693          | Ref. No.                                 | N/A                 |
| mechanical shaft seal for shaft ø 12 mm   |   |                 |  |                     |
|  | GEV No.   | 521711          | Ref. No.                                 | N/A                 |
| pump cover gasket EPDM thickness 3,53 mm  |   |                 |  |                     |







**1**

|   |   |                 |          |                     |
|---|---|-----------------|----------|---------------------|
| <b>GEV No.</b>  | 500447  | <b>Ref. No.</b> | 2010     |                     |
| <b>description</b>  | pump inlet ø 62mm outlet ø 52mm type C2010 230/400V 50Hz 3 phase 2,2kW 3HP L 365mm rotation direction left ALBA PUMPS (C&A) |                 |          |                     |
| <b>spare parts for</b>  | 500447  |                 |          |                     |
|  | GEV No.   | 508395          | Ref. No. | chiocciola<br>12430 |
| pump cover ALBA PUMPS (C&A) inlet ø 62 mm   |   |                 |          |                     |
|  | GEV No.   | 510693          | Ref. No. | N/A                 |
| mechanical shaft seal for shaft ø 12 mm   |   |                 |          |                     |
|  | GEV No.   | 521711          | Ref. No. | N/A                 |
| pump cover gasket EPDM thickness 3,53 mm  |   |                 |          |                     |



1

|   |  |                 |                                  |
|---|--|-----------------|----------------------------------|
| <b>GEV No.</b>  | 500373   | <b>Ref. No.</b> | 2012DX                           |
| <b>description</b>  | pump inlet ø 62mm outlet ø 52mm type C2012 230/400V 50Hz 3 phase 1,12kW 1,5HP L 315mm rotation direction left ALBA PUMPS (C&A) |                 |                                  |
| <b>spare parts for</b>  | 500373   |                 |                                  |
|    | <b>GEV No.</b>   | 508395          | <b>Ref. No.</b> chiocciola 12430 |
|   | pump cover ALBA PUMPS (C&A) inlet ø 62 mm  |                 |                                  |
|    | <b>GEV No.</b>   | 509030          | <b>Ref. No.</b> N/A              |
|   | impellor ø 111 mm H 40 mm thread M8R blades 6  |                 |                                  |
|   | <b>GEV No.</b>   | 510693          | <b>Ref. No.</b> N/A              |
|   | mechanical shaft seal for shaft ø 12 mm  |                 |                                  |
|  | <b>GEV No.</b>   | 521711          | <b>Ref. No.</b> N/A              |
|   | pump cover gasket EPDM thickness 3,53 mm   |                 |                                  |






1

|   |  |                 |  |
|---|--|-----------------|--|
| <b>GEV No.</b>  | 499016   | <b>Ref. No.</b> | CM12040  |
| <b>description</b>  | pump inlet ø 62mm outlet ø 52mm type CM12040 230/400V 50Hz 3 phase 1,47kW 2HP L 342mm rotation direction left ALBA PUMPS (C&A) |                 |  |
| <b>spare parts for</b>  | 499016   |                 |  |
|    | <b>GEV No.</b>   | 508395          | <b>Ref. No.</b> chiocciola 12430                   |
|   | pump cover ALBA PUMPS (C&A) inlet ø 62 mm  |                 |  |
|    | <b>GEV No.</b>   | 510693          | <b>Ref. No.</b> N/A                                |
|   | mechanical shaft seal for shaft ø 12 mm  |                 |  |
|   | <b>GEV No.</b>   | 521039          | <b>Ref. No.</b> COPRIVENTOLA x 2701 FAN COVER 2701 |
|   | fanwheel cover ID ø 156mm ED ø 161mm H 76mm  |                 |  |
|  | <b>GEV No.</b>   | 521532          | <b>Ref. No.</b> —                                  |
|   | pump cover bottom part   |                 |  |
|  | <b>GEV No.</b>   | 521711          | <b>Ref. No.</b> N/A                                |
|   | pump cover gasket EPDM thickness 3,53 mm   |                 |  |




1

|   |  |                 |                                  |
|---|--|-----------------|----------------------------------|
| <b>GEV No.</b>  | 500371   | <b>Ref. No.</b> | C&A2532                          |
| <b>description</b>  | pump inlet ø 62mm outlet ø 52mm type C2532 230/400V 50Hz 3 phase 0,88kW 1,2HP L 315mm rotation direction left ALBA PUMPS (C&A) |                 |                                  |
| <b>spare parts for</b>  | 500371   |                 |                                  |
|  | <b>GEV No.</b>   | 508395          | <b>Ref. No.</b> chiocciola 12430 |
|   | pump cover ALBA PUMPS (C&A) inlet ø 62 mm  |                 |                                  |
|  | <b>GEV No.</b>   | 510693          | <b>Ref. No.</b> N/A              |
|   | mechanical shaft seal for shaft ø 12 mm  |                 |                                  |
|  | <b>GEV No.</b>   | 521711          | <b>Ref. No.</b> N/A              |
|   | pump cover gasket EPDM thickness 3,53 mm   |                 |                                  |



1

|   |  |                 |                                  |
|---|--|-----------------|----------------------------------|
| <b>GEV No.</b>  | 499027   | <b>Ref. No.</b> | CM12430                          |
| <b>description</b>  | pump inlet ø 62mm outlet ø 52mm type CM12430 0,575V 50Hz 3 phase 2,3kW 3,13HP L 364mm rotation direction left ALBA PUMPS (C&A) |                 |                                  |
| <b>spare parts for</b>  | 499027   |                 |                                  |
|  | <b>GEV No.</b>   | 508395          | <b>Ref. No.</b> chiocciola 12430 |
|   | pump cover ALBA PUMPS (C&A) inlet ø 62 mm  |                 |                                  |





|   |                        |   |                 |                  |
|---|------------------------|---|-----------------|------------------|
| 1 | <b>GEV No.</b>         | 499013  | <b>Ref. No.</b> | FG12430          |
|   | <b>description</b>     | pump inlet ø 62mm outlet ø 52mm type FG12430 230/400V 50Hz 3 phase 2,24kW 3,04HP L 365mm rotation direction left ALBA PUMPS (C&A) |                 |                  |
|   | <b>spare parts for</b> | 499013  |                 |                  |
|   | <b>GEV No.</b>         | 508395  | <b>Ref. No.</b> | chiocciola 12430 |
|   |                        | pump cover ALBA PUMPS (C&A) inlet ø 62 mm   |                 |                  |
|   | <b>GEV No.</b>         | 510693  | <b>Ref. No.</b> | N/A              |
|   |                        | mechanical shaft seal for shaft ø 12 mm   |                 |                  |
|   | <b>GEV No.</b>         | 521711  | <b>Ref. No.</b> | N/A              |
|   |                        | pump cover gasket EPDM thickness 3,53 mm  |                 |                  |



|   |                        |   |                 |        |
|---|------------------------|---|-----------------|--------|
| 1 | <b>GEV No.</b>         | 499037  | <b>Ref. No.</b> | HVD803 |
|   | <b>description</b>     | pump inlet ø 62mm outlet ø 52mm type HVD803 230V 50Hz 1 phase 0,85kW 1,16HP L 263mm rotation direction left capacitor 16µF ALBA PUMPS (C&A) |                 |        |
|   | <b>spare parts for</b> | 499037  |                 |        |
|   | <b>GEV No.</b>         | 365021  | <b>Ref. No.</b> | —      |
|   |                        | operating capacitor capacity 16µF 425V  |                 |        |
|   | <b>GEV No.</b>         | 509030  | <b>Ref. No.</b> | N/A    |
|   |                        | impellor ø 111 mm H 40 mm thread M8R blades 6   |                 |        |
|   | <b>GEV No.</b>         | 510693  | <b>Ref. No.</b> | N/A    |
|   |                        | mechanical shaft seal for shaft ø 12 mm   |                 |        |
|   | <b>GEV No.</b>         | 521711  | <b>Ref. No.</b> | N/A    |
|   |                        | pump cover gasket EPDM thickness 3,53 mm  |                 |        |





|   |                        |  |                 |                       |
|---|------------------------|--|-----------------|-----------------------|
| 1 | <b>GEV No.</b>         | 500445   | <b>Ref. No.</b> | 63/53 1,5Hp WTT12041M |
|   | <b>description</b>     | pump inlet ø 62mm outlet ø 52mm type WTT12041M 230V 50Hz 1,1kW 1,5HP rotation direction left capacitor 20µF ALBA PUMPS (C&A) |                 |                       |
|   | <b>spare parts for</b> | 500445   |                 |                       |
|   | <b>GEV No.</b>         | 365019   | <b>Ref. No.</b> | —                     |
|   |                        | operating capacitor capacity 20µF 400V   |                 |                       |
|   | <b>GEV No.</b>         | 508395   | <b>Ref. No.</b> | chiocciola 12430      |
|   |                        | pump cover ALBA PUMPS (C&A) inlet ø 62 mm  |                 |                       |
|   | <b>GEV No.</b>         | 509030   | <b>Ref. No.</b> | N/A                   |
|   |                        | impellor ø 111 mm H 40 mm thread M8R blades 6  |                 |                       |
|   | <b>GEV No.</b>         | 510693   | <b>Ref. No.</b> | N/A                   |
|   |                        | mechanical shaft seal for shaft ø 12 mm  |                 |                       |
|   | <b>GEV No.</b>         | 521711   | <b>Ref. No.</b> | N/A                   |
|   |                        | pump cover gasket EPDM thickness 3,53 mm   |                 |                       |








|   |                        |   |                 |                  |
|---|------------------------|---|-----------------|------------------|
| 1 | <b>GEV No.</b>         | 499014  | <b>Ref. No.</b> | WTT3667          |
|   | <b>description</b>     | pump inlet ø 62mm outlet ø 52mm type WTT3667 230V 50Hz 1 phase 0,75kW 1,01HP L 262mm rotation direction left capacitor 20µF ALBA PUMPS (C&A) input current 4,5A |                 |                  |
|   | <b>spare parts for</b> | 499014  |                 |                  |
|   | <b>GEV No.</b>         | 365021  | <b>Ref. No.</b> | —                |
|   |                        | operating capacitor capacity 16µF 425V  |                 |                  |
|   | <b>GEV No.</b>         | 508395  | <b>Ref. No.</b> | chiocciola 12430 |
|   |                        | pump cover ALBA PUMPS (C&A) inlet ø 62 mm   |                 |                  |

Table continues overleaf







|   |  |        |              |
|---|--|--------|--------------|
| <b>spare parts for</b> 499014   |  |        |              |
|  | GEV No.                                  | 510693 | Ref. No. N/A |
|   | mechanical shaft seal for shaft ø 12 mm  |        |              |
|  | GEV No.                                  | 521711 | Ref. No. N/A |
|   | pump cover gasket EPDM thickness 3,53 mm |        |              |



|   |  |   |                 |                       |
|---|--|---|-----------------|-----------------------|
| <b>1</b>  | <b>GEV No.</b>                                     | 500965  | <b>Ref. No.</b> | C9806                 |
|   | <b>description</b>                                 | pump inlet ø 62mm outlet ø 62mm type C9806M 230V 50Hz 1 phase 1,5kW 2HP L 330mm rotation direction right auxiliary pressure connection 12mm supporting pressure closed ALBA PUMPS (C&A) |                 |                       |
|   | <b>spare parts for</b>                             | 500965  |                 |                       |
|  | GEV No.  | 365019  | Ref. No.        | —                     |
|   | operating capacitor capacity 20µF 400V             |   |                 |                       |
|  | GEV No.  | 510551  | Ref. No.        | N/A                   |
|   | pump cover gasket ID ø 158,3 mm                    |   |                 |                       |
|  | GEV No.  | 510620  | Ref. No.        | Girante p. pompa 4100 |
|   | impellor ø 109 mm H 27 mm rotation direction right |   |                 |                       |
|  | GEV No.  | 510693  | Ref. No.        | N/A                   |
|   | mechanical shaft seal for shaft ø 12 mm            |   |                 |                       |
|  | GEV No.  | 521537  | Ref. No.        | N/A                   |
|   | pump cover inlet ø 62 mm outlet ø 62 mm            |   |                 |                       |







|   |  |  |                 |                       |
|---|--|--|-----------------|-----------------------|
| <b>1</b>  | <b>GEV No.</b>                                     | 500186   | <b>Ref. No.</b> | 9808                  |
|   | <b>description</b>                                 | pump inlet ø 62mm outlet ø 62mm type C9808 230/400V 50Hz 3 phase 1,1kW 1,5HP L 355mm rotation direction right auxiliary pressure connection 12mm supporting pressure closed ALBA PUMPS (C&A) |                 |                       |
|   | <b>spare parts for</b>                             | 500186   |                 |                       |
|    | GEV No.  | 510551   | Ref. No.        | N/A                   |
|   | pump cover gasket ID ø 158,3 mm                    |  |                 |                       |
|  | GEV No.  | 510620   | Ref. No.        | Girante p. pompa 4100 |
|   | impellor ø 109 mm H 27 mm rotation direction right |  |                 |                       |
|  | GEV No.  | 510693   | Ref. No.        | N/A                   |
|   | mechanical shaft seal for shaft ø 12 mm            |  |                 |                       |
|  | GEV No.  | 521537   | Ref. No.        | N/A                   |
|   | pump cover inlet ø 62 mm outlet ø 62 mm            |  |                 |                       |



|          |                    |   |                 |                    |
|----------|--------------------|---|-----------------|--------------------|
| <b>1</b> | <b>GEV No.</b>     | 500439  | <b>Ref. No.</b> | 63/48 1,2Hp chiusa |
|          | <b>description</b> | pump inlet ø 63mm outlet ø 48mm 230V 1 phase 0,88kW 1,2HP rotation direction right ALBA PUMPS (C&A) |                 |                    |




1




|   |   |                 |   |
|---|---|-----------------|---|
| <b>GEV No.</b>  | 501429  | <b>Ref. No.</b> | C.POLY 2000<br>C.POLY 2000 Trifase<br>Luxia L7362 |
| <b>description</b>  | pump inlet ø 63mm outlet ø 48mm type C.POLY2000 230/400V 50Hz 3 phase 0,9kW 1,2HP L 300mm rotation direction right ALBA PUMPS (C&A) |                 |   |
| <b>spare parts for</b>  | 501429  |                 |   |
|    | <b>GEV No.</b>  | 510551          | <b>Ref. No.</b> N/A                               |
|   | pump cover gasket ID ø 158,3 mm   |                 |   |
|  | <b>GEV No.</b>  | 510620          | <b>Ref. No.</b> Girante p. pompa 4100             |
|   | impellor ø 109 mm H 27 mm rotation direction right  |                 |   |
|  | <b>GEV No.</b>  | 510693          | <b>Ref. No.</b> N/A                               |
|   | mechanical shaft seal for shaft ø 12 mm   |                 |   |
|  | <b>GEV No.</b>  | 521236          | <b>Ref. No.</b> —                                 |
|   | impellor ø 105 mm H 32 mm M8R   |                 |   |



1





|   |   |                 |                     |
|---|---|-----------------|---------------------|
| <b>GEV No.</b>  | 500308  | <b>Ref. No.</b> | 2002SX              |
| <b>description</b>  | pump inlet ø 63mm outlet ø 48mm type C2002 230/400V 3 phase 1,1kW 1,5HP L 325mm rotation direction right auxiliary pressure connection 12mm supporting pressure closed ALBA PUMPS (C&A) |                 |                     |
| <b>spare parts for</b>  | 500308  |                 |                     |
|  | <b>GEV No.</b>  | 510551          | <b>Ref. No.</b> N/A |
|   | pump cover gasket ID ø 158,3 mm   |                 |                     |

spare parts for 500308

|   |  |        |                 |                       |
|---|--|--------|-----------------|-----------------------|
|  | <b>GEV No.</b>                                     | 510620 | <b>Ref. No.</b> | Girante p. pompa 4100 |
|   | impellor ø 109 mm H 27 mm rotation direction right |        |                 |                       |
|  | <b>GEV No.</b>                                     | 510693 | <b>Ref. No.</b> | N/A                   |
|   | mechanical shaft seal for shaft ø 12 mm            |        |                 |                       |
|  | <b>GEV No.</b>                                     | 521536 | <b>Ref. No.</b> | N/A                   |
|   | pump cover ALBA / LGB inlet ø 62 mm outlet ø 50 mm |        |                 |                       |







1

|   |   |                 |   |
|---|---|-----------------|---|
| <b>GEV No.</b>  | 500444  | <b>Ref. No.</b> | 63/53 1Hp aperta Ven<br>63/53 1Hp aperta Ven Tipo 380A<br>C380A |
| <b>description</b>  | pump inlet ø 63mm outlet ø 52mm type C380A 230V 50Hz 1 phase 0,74kW 1HP L 250mm rotation direction left capacitor 16µF ALBA PUMPS (C&A) |                 |   |
| <b>spare parts for</b>  | 500444  |                 |   |
|  | <b>GEV No.</b>  | 365021          | <b>Ref. No.</b> —   |
|   | operating capacitor capacity 16µF 425V  |                 |   |
|  | <b>GEV No.</b>  | 508395          | <b>Ref. No.</b> chiocciola 12430                                |
|   | pump cover ALBA PUMPS (C&A) inlet ø 62 mm   |                 |   |
|  | <b>GEV No.</b>  | 510693          | <b>Ref. No.</b> N/A   |
|   | mechanical shaft seal for shaft ø 12 mm   |                 |   |
|  | <b>GEV No.</b>  | 521711          | <b>Ref. No.</b> N/A   |
|   | pump cover gasket EPDM thickness 3,53 mm  |                 |   |







1

|   |   |                 |                                  |
|---|---|-----------------|----------------------------------|
| <b>GEV No.</b>  | 499021  | <b>Ref. No.</b> | CM12041                          |
| <b>description</b>  | pump inlet ø 63mm outlet ø 53mm type CM12041 230/400V 50Hz 3 phase 1,12kW 1,52HP L 340mm rotation direction left ALBA PUMPS (C&A) |                 |                                  |
| <b>spare parts for</b>  | 499021  |                 |                                  |
|    | <b>GEV No.</b>  | 508395          | <b>Ref. No.</b> chiocciola 12430 |
|   | pump cover ALBA PUMPS (C&A) inlet ø 62 mm   |                 |                                  |
|    | <b>GEV No.</b>  | 509030          | <b>Ref. No.</b> N/A              |
|   | impellor ø 111 mm H 40 mm thread M8R blades 6   |                 |                                  |
|   | <b>GEV No.</b>  | 510693          | <b>Ref. No.</b> N/A              |
|   | mechanical shaft seal for shaft ø 12 mm   |                 |                                  |
|  | <b>GEV No.</b>  | 521711          | <b>Ref. No.</b> N/A              |
|   | pump cover gasket EPDM thickness 3,53 mm  |                 |                                  |



1

|   |  |                 |                                       |
|---|--|-----------------|---------------------------------------|
| <b>GEV No.</b>  | 500187   | <b>Ref. No.</b> | 9806                                  |
| <b>description</b>  | pump inlet ø 63mm outlet ø 61mm type C9806 230/400V 50Hz 3 phase 1,5kW 2HP L 330mm rotation direction right auxiliary pressure connection 12mm supporting pressure closed ALBA PUMPS (C&A) |                 |                                       |
| <b>spare parts for</b>  | 500187   |                 |                                       |
|  | <b>GEV No.</b>   | 510551          | <b>Ref. No.</b> N/A                   |
|   | pump cover gasket ID ø 158,3 mm  |                 |                                       |
|  | <b>GEV No.</b>   | 510620          | <b>Ref. No.</b> Girante p. pompa 4100 |
|   | impellor ø 109 mm H 27 mm rotation direction right   |                 |                                       |

|   |   |        |                     |
|---|---|--------|---------------------|
| <b>spare parts for</b>  | 500187                                  |        |                     |
|  | <b>GEV No.</b>                          | 510693 | <b>Ref. No.</b> N/A |
|   | mechanical shaft seal for shaft ø 12 mm |        |                     |
|  | <b>GEV No.</b>                          | 521537 | <b>Ref. No.</b> N/A |
|   | pump cover inlet ø 62 mm outlet ø 62 mm |        |                     |



1

|   |   |                 |  |
|---|---|-----------------|--|
| <b>GEV No.</b>  | 500449  | <b>Ref. No.</b> | 2701   |
| <b>description</b>  | pump inlet ø 70mm outlet ø 60mm type C2701 230/400V 50Hz 3 phase 1,49kW 2HP L 320mm rotation direction right ALBA PUMPS (C&A) |                 |  |
| <b>spare parts for</b>  | 500449  |                 |  |
|  | <b>GEV No.</b>  | 510551          | <b>Ref. No.</b> N/A                                |
|   | pump cover gasket ID ø 158,3 mm   |                 |  |
|  | <b>GEV No.</b>  | 510693          | <b>Ref. No.</b> N/A                                |
|   | mechanical shaft seal for shaft ø 12 mm   |                 |  |
|  | <b>GEV No.</b>  | 521039          | <b>Ref. No.</b> COPRIVENTOLA x 2701 FAN COVER 2701 |
|   | fanwheel cover ID ø 156mm ED ø 161mm H 76mm   |                 |  |
|  | <b>GEV No.</b>  | 521041          | <b>Ref. No.</b> CHIOCCIOLA POMPA 2701              |
|   | pump cover ALBA PUMPS (C&A) inlet ø 70 mm   |                 |  |
|  | <b>GEV No.</b>  | 521241          | <b>Ref. No.</b> N/A                                |
|   | impellor ø 110 mm H 28 mm rotation direction right  |                 |  |







1

|                    |  |                 |       |
|--------------------|--|-----------------|-------|
| <b>GEV No.</b>     | 499025   | <b>Ref. No.</b> | 58711 |
| <b>description</b> | pump inlet ø 70mm outlet ø 62mm type 58711 230/400V 50Hz 3 phase 1,12kW 1,52HP L 345mm rotation direction right ALBA PUMPS (C&A) |                 |       |



1


|                    |   |                 |                      |
|--------------------|---|-----------------|----------------------|
| <b>GEV No.</b>     | 500448  | <b>Ref. No.</b> | 70/60 1,2Hp<br>C2533 |
| <b>description</b> | pump inlet ø 70mm outlet ø 63mm type C2533 400V 50Hz 3 phase 0,89kW 1,2HP L 320mm rotation direction right auxiliary pressure connection 12mm supporting pressure closed ALBA PUMPS (C&A) |                 |                      |


|   |  |        |  |
|---|--|--------|--|
| <b>spare parts for</b>  | 500448   |        |  |
|  | <b>GEV No.</b>                                     | 510551 | <b>Ref. No.</b> N/A                      |
|   | pump cover gasket ID ø 158,3 mm                    |        |  |
|  | <b>GEV No.</b>                                     | 510693 | <b>Ref. No.</b> N/A                      |
|   | mechanical shaft seal for shaft ø 12 mm            |        |  |
|  | <b>GEV No.</b>                                     | 521041 | <b>Ref. No.</b> CHIOCCIOLA<br>POMPA 2701 |
|   | pump cover ALBA PUMPS (C&A) inlet ø 70 mm          |        |  |
|  | <b>GEV No.</b>                                     | 521241 | <b>Ref. No.</b> N/A                      |
|   | impellor ø 110 mm H 28 mm rotation direction right |        |  |

spare parts and accessories

mechanical shaft seals

|  |   |                 |     |
|--|---|-----------------|-----|
|  | 1   |                 |     |
| <b>GEV No.</b>   | 510692  | <b>Ref. No.</b> | N/A |
| <b>description</b>   | mechanical shaft seal for shaft ø 11mm slide ring ext. ø 24mm slide ring H 13mm counter ring mounting ø 26mm height counter ring 8mm counter ring int. ø 14mm |                 |     |

|  |  |                 |     |
|--|--|-----------------|-----|
|  | 1  |                 |     |
| <b>GEV No.</b>   | 510693   | <b>Ref. No.</b> | N/A |
| <b>description</b>   | mechanical shaft seal for shaft ø 12mm slide ring ext. ø 24mm slide ring H 15,5mm slide ring int. ø 11mm counter ring mounting ø 24mm height counter ring 8mm counter ring int. ø 14mm |                 |     |

|  |   |                 |     |
|--|---|-----------------|-----|
|  | 1   |                 |     |
| <b>GEV No.</b>   | 510695  | <b>Ref. No.</b> | N/A |
| <b>description</b>   | mechanical shaft seal height counter ring 5,5mm ID ø 11mm |                 |     |

impellors


|  |   |                 |                  |
|--|---|-----------------|------------------|
|  | 1   |                 |                  |
| <b>GEV No.</b>   | 521237  | <b>Ref. No.</b> | girante per 5803 |
| <b>description</b>   | impellor ø 102mm H 22mm rotation direction right thread M7L seat ø 9,2mm blades 6 |                 |                  |

|  |   |                 |       |
|--|---|-----------------|-------|
|  | 1   |                 |       |
| <b>GEV No.</b>   | 510623  | <b>Ref. No.</b> | LF102 |
| <b>description</b>   | impellor ø 102mm H 22mm shaft intake ø 9/8mm rotation direction right |                 |       |



|   |                         |                 |                      |
|---|-------------------------|-----------------|----------------------|
|  |                         |                 |                      |
| 1   |                         |                 |                      |
| <b>GEV No.</b>  | 521235                  | <b>Ref. No.</b> | girante per 5688 ARI |
| <b>description</b>  | impellor ø 102mm H 32mm |                 |                      |

|   |   |                 |          |
|---|---|-----------------|----------|
|  |   |                 |          |
| 1   |   |                 |          |
| <b>GEV No.</b>  | 509021  | <b>Ref. No.</b> | ATA 4702 |
| <b>description</b>  | impellor ø 102mm H 32mm shaft intake ø 9/8mm rotation direction right |                 |          |

|   |   |                 |                    |
|---|---|-----------------|--------------------|
|  |   |                 |                    |
| 1   |   |                 |                    |
| <b>GEV No.</b>  | 521238  | <b>Ref. No.</b> | girante per 1022sx |
| <b>description</b>  | impellor ø 103mm H 32mm rotation direction right thread M7L seat ø 9,2mm blades 6 |                 |                    |

|   |  |                 |                       |
|---|--|-----------------|-----------------------|
|  |  |                 |                       |
| 1   |  |                 |                       |
| <b>GEV No.</b>  | 510620   | <b>Ref. No.</b> | Girante p. pompa 4100 |
| <b>description</b>  | impellor ø 109mm H 27mm rotation direction right thread M8L blades 6 |                 |                       |

|   |  |                 |     |
|---|--|-----------------|-----|
|  |  |                 |     |
| 1   |  |                 |     |
| <b>GEV No.</b>  | 521241   | <b>Ref. No.</b> | N/A |
| <b>description</b>  | impellor ø 110mm H 28mm rotation direction right thread M8L blades 6 |                 |     |

|  |   |                 |     |
|--|---|-----------------|-----|
|  |   |                 |     |
| 1  |   |                 |     |
| <b>GEV No.</b>   | 509030                                      | <b>Ref. No.</b> | N/A |
| <b>description</b>   | impellor ø 111mm H 40mm thread M8R blades 6 |                 |     |

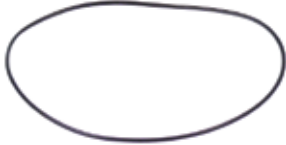
|  |   |                 |     |
|--|---|-----------------|-----|
|  |   |                 |     |
| 1  |   |                 |     |
| <b>GEV No.</b>   | 521222  | <b>Ref. No.</b> | N/A |
| <b>description</b>   | impellor ø 72mm H 19mm thread M7L shaft ø 11mm shaft length 29mm blades 3 |                 |     |


|  |   |                 |                   |
|--|---|-----------------|-------------------|
|  |   |                 |                   |
| 1  |   |                 |                   |
| <b>GEV No.</b>   | 521226  | <b>Ref. No.</b> | girante per 901dx |
| <b>description</b>   | impellor ø 72mm H 19mm thread M7R shaft ø 11mm shaft length 29mm blades 3 |                 |                   |


|  |  |                 |                  |
|--|--|-----------------|------------------|
|  |  |                 |                  |
| 1  |  |                 |                  |
| <b>GEV No.</b>   | 521227   | <b>Ref. No.</b> | girante per 6300 |
| <b>description</b>   | impellor ø 78mm H 24mm rotation direction left thread M6R shaft ø 11mm shaft length 28mm |                 |                  |


|  |   |                 |             |
|--|---|-----------------|-------------|
|  |   |                 |             |
| 1  |   |                 |             |
| <b>GEV No.</b>   | 509028  | <b>Ref. No.</b> | ATA N. 7685 |
| <b>description</b>   | impellor ø 87mm H 21mm rotation direction right thread M7L shaft ø 12mm |                 |             |


|   |  |                 |                    |
|---|--|-----------------|--------------------|
|  |  |                 |                    |
| 1   |  |                 |                    |
| <b>GEV No.</b>  | 521233   | <b>Ref. No.</b> | Girante per 1010SX |
| <b>description</b>  | impellor ø 87mm H 21mm rotation direction right thread M7L shaft ø 12mm shaft length 31mm blades 6 |                 |                    |


| pump cover gaskets  |  |                 |     |
|---|--|-----------------|-----|
|  |  |                 |     |
| 1   |  |                 |     |
| <b>GEV No.</b>  | 509014   | <b>Ref. No.</b> | N/A |
| <b>description</b>  | O-ring EPDM thickness 1,78mm ID ø 107,67mm Qty 1 pcs |                 |     |


|   |   |                 |     |
|---|---|-----------------|-----|
|  |   |                 |     |
| 1   |   |                 |     |
| <b>GEV No.</b>  | 532490  | <b>Ref. No.</b> | N/A |
| <b>description</b>  | O-ring EPDM thickness 2,62mm ID ø 72,69mm Qty 1 pcs |                 |     |


|   |   |                 |     |
|---|---|-----------------|-----|
|  |   |                 |     |
| 1   |   |                 |     |
| <b>GEV No.</b>  | 509018  | <b>Ref. No.</b> | N/A |
| <b>description</b>  | O-ring EPDM thickness 3,53mm ID ø 107,5mm Qty 1 pcs |                 |     |

|   |  |                 |     |
|---|--|-----------------|-----|
|  |  |                 |     |
| 1   |  |                 |     |
| <b>GEV No.</b>  | 521709   | <b>Ref. No.</b> | N/A |
| <b>description</b>  | O-ring EPDM thickness 3mm ID ø 126mm Qty 1 pcs |                 |     |

|   |  |                 |                     |
|---|--|-----------------|---------------------|
|  |  |                 |                     |
| 1   |  |                 |                     |
| <b>GEV No.</b>  | 521705   | <b>Ref. No.</b> | guarnizioni OR 6300 |
| <b>description</b>  | pump cover gasket EPDM thickness 2mm ID ø 80mm Qty 1 pcs |                 |                     |


|  |  |                 |     |
|--|--|-----------------|-----|
|  |  |                 |     |
| 1  |  |                 |     |
| <b>GEV No.</b>   | 521711   | <b>Ref. No.</b> | N/A |
| <b>description</b>   | pump cover gasket EPDM thickness 3,53mm ID ø 148,8mm Qty 1 pcs |                 |     |


|  |   |                 |     |
|--|---|-----------------|-----|
|  |   |                 |     |
| 1  |   |                 |     |
| <b>GEV No.</b>   | 503125  | <b>Ref. No.</b> | N/A |
| <b>description</b>   | pump cover gasket EPDM thickness 3mm ID ø 129mm Qty 1 pcs |                 |     |


|  |  |                 |     |
|--|--|-----------------|-----|
|  |  |                 |     |
| 1  |  |                 |     |
| <b>GEV No.</b>   | 510551   | <b>Ref. No.</b> | N/A |
| <b>description</b>   | pump cover gasket ID ø 158,3mm pump type 1214/1293/1225/2243/1226/1204/3473/1241 thickness 3,53mm EPDM Qty 1 pcs |                 |     |

| pump covers  |  |                 |     |
|--|--|-----------------|-----|
|  |  |                 |     |
| 1  |  |                 |     |
| <b>GEV No.</b>   | 521536   | <b>Ref. No.</b> | N/A |
| <b>description</b>   | pump cover ALBA / LGB inlet ø 62mm outlet ø 50mm auxiliary pressure connection 12mm supporting pressure closed turn direction right ø 180mm ID ø 150mm inner high 38mm |                 |     |

|  |   |                 |            |
|--|---|-----------------|------------|
|  |   |                 |            |
| 1  |   |                 |            |
| <b>GEV No.</b>   | 521521  | <b>Ref. No.</b> | 4389<br>90 |
| <b>description</b>   | pump cover ALBA PUMPS (C&A) inlet ø 28mm outlet ø 28mm auxiliary pressure connection 13mm supporting pressure closed turn direction left ø 93mm ID ø 76mm inner high 31mm |                 |            |

|   |  |                 |     |
|---|--|-----------------|-----|
|  |  |                 |     |
| 1   |  |                 |     |
| <b>GEV No.</b>  | 521518   | <b>Ref. No.</b> | N/A |
| <b>description</b>  | pump cover ALBA PUMPS (C&A) inlet ø 28mm outlet ø 28mm turn direction right ø 93mm ID ø 76mm inner high 31mm |                 |     |


|  |  |                 |     |
|--|--|-----------------|-----|
|  |  |                 |     |
| 1  |  |                 |     |
| <b>GEV No.</b>   | 521528   | <b>Ref. No.</b> | N/A |
| <b>description</b>   | pump cover ALBA PUMPS (C&A) inlet ø 45mm outlet ø 40mm turn direction right ø 129mm ID ø 105mm inner high 19mm |                 |     |


|   |   |                 |                          |
|---|---|-----------------|--------------------------|
|  |   |                 |                          |
| 1   |   |                 |                          |
| <b>GEV No.</b>  | 521045  | <b>Ref. No.</b> | CHIOCCIOLA x POMPA C0450 |
| <b>description</b>  | pump cover ALBA PUMPS (C&A) inlet ø 30mm outlet ø 30mm rotation direction right |                 |                          |


|  |  |                 |     |
|--|--|-----------------|-----|
|  |  |                 |     |
| 1  |  |                 |     |
| <b>GEV No.</b>   | 521531   | <b>Ref. No.</b> | N/A |
| <b>description</b>   | pump cover ALBA PUMPS (C&A) inlet ø 45mm outlet ø 40mm turn direction right ø 153mm ID ø 127mm inner high 24mm |                 |     |


|  |  |                 |                  |
|--|--|-----------------|------------------|
|  |  |                 |                  |
| 1  |  |                 |                  |
| <b>GEV No.</b>   | 521522   | <b>Ref. No.</b> | corpo pompa 6300 |
| <b>description</b>   | pump cover ALBA PUMPS (C&A) inlet ø 32mm outlet ø 30mm auxiliary pressure connection 13mm supporting pressure closed turn direction left ø 106mm ID ø 82mm inner high 31mm |                 |                  |

|   |   |                 |     |
|---|---|-----------------|-----|
|  |   |                 |     |
| 1   |   |                 |     |
| <b>GEV No.</b>  | 521530  | <b>Ref. No.</b> | N/A |
| <b>description</b>  | pump cover ALBA PUMPS (C&A) inlet ø 50mm outlet ø 40mm pump type C.4710/C.4757/C.4683 turn direction right ø 153mm ID ø 127mm inner high 24mm |                 |     |

|   |  |                 |     |
|---|--|-----------------|-----|
|  |  |                 |     |
| 1   |  |                 |     |
| <b>GEV No.</b>  | 521541   | <b>Ref. No.</b> | 355 |
| <b>description</b>  | pump cover ALBA PUMPS (C&A) inlet ø 45mm outlet ø 40mm auxiliary pressure connection 18mm supporting pressure closed turn direction right ø 140mm ID ø 110mm inner high 30mm |                 |     |

|  |  |                 |     |
|--|--|-----------------|-----|
|  |  |                 |     |
| 1  |  |                 |     |
| <b>GEV No.</b>   | 521546   | <b>Ref. No.</b> | N/A |
| <b>description</b>   | pump cover ALBA PUMPS (C&A) inlet ø 50mm outlet ø 48mm turn direction right ø 153mm ID ø 127mm inner high 24mm |                 |     |

|   |  |                 |     |
|---|--|-----------------|-----|
|  |  |                 |     |
| 1   |  |                 |     |
| <b>GEV No.</b>  | 521560   | <b>Ref. No.</b> | N/A |
| <b>description</b>  | pump cover ALBA PUMPS (C&A) inlet ø 45mm outlet ø 40mm auxiliary pressure connection 18mm supporting pressure open turn direction right ø 140mm ID ø 110mm inner high 30mm |                 |     |

|  |   |                 |                  |
|--|---|-----------------|------------------|
|  |   |                 |                  |
| 1  |   |                 |                  |
| <b>GEV No.</b>   | 508395  | <b>Ref. No.</b> | chiocciola 12430 |
| <b>description</b>   | pump cover ALBA PUMPS (C&A) inlet ø 62mm outlet ø 52mm turn direction left ø 180mm ID ø 150mm inner high 38mm |                 |                  |






1



|                    |   |                 |                       |
|--------------------|---|-----------------|-----------------------|
| <b>GEV No.</b>     | 521041  | <b>Ref. No.</b> | CHIOCCIOLA POMPA 2701 |
| <b>description</b> | pump cover ALBA PUMPS (C&A) inlet ø 70mm outlet ø 60mm auxiliary pressure connection 12mm supporting pressure closed turn direction right ø 180mm ID ø 150mm inner hight 39mm |                 |                       |

1



|                    |  |                 |     |
|--------------------|--|-----------------|-----|
| <b>GEV No.</b>     | 521537   | <b>Ref. No.</b> | N/A |
| <b>description</b> | pump cover inlet ø 62mm outlet ø 62mm auxiliary pressure connection 12mm supporting pressure closed turn direction right ø 180mm ID ø 150mm inner hight 38mm |                 |     |

1



|                    |  |                 |     |
|--------------------|--|-----------------|-----|
| <b>GEV No.</b>     | 521535   | <b>Ref. No.</b> | N/A |
| <b>description</b> | pump cover inlet ø 50mm outlet ø 48mm turn direction right ø 180mm ID ø 150mm inner hight 38mm |                 |     |